



UNDERSTANDING FATA 2008

Attitudes Towards Governance, Religion & Society in Pakistan's
Federally Administered Tribal Areas

VOLUME II





Copyright © December 2008 by Community Appraisal & Motivation Programme (CAMP)

UNDERSTANDING FATA:

Attitudes towards Governance, Religion and Society in
Pakistan's Federally Administered Tribal Areas

VOLUME II

All rights reserved.

Citation, reproduction and or translation of this publication, in whole or in part, for educational or other non-commercial purposes is authorised but with written permission, provided the source is fully acknowledged.

Free copies available from:

Community Appraisal & Motivation Programme (CAMP)
House # 51, Street 2/B, Old Defence Shami Road, Peshawar
Tel: +92-91-5278684 Fax: +92-91-5274265
Email: camp@camp.org.pk or info@understandingfata.org

Downloadable from

www.understandingfata.org OR www.camp.org.pk

Disclaimer:

"This publication was made possible with support provided by the British High Commission, Islamabad. The opinions expressed here are those of the author and do not necessarily reflect the views of the British High Commission."

Content

Preface.....	01
Executive Summary.....	02
Survey Findings.....	04
⊙ Respondents' Sources of Information.....	05
⊙ Governance and Politics.....	15
⊙ Political Issues.....	25
⊙ Religion.....	45
⊙ Religion and Politics.....	49
⊙ Afghan Refugees.....	63
⊙ Opinion on Asian and Western Countries.....	70
⊙ Changes from the 2007 Opinion Poll	111



PREFACE

I would like to thank those whose hard work made this 2008 round of opinion polling possible. First, to the many survey enumerators and data operators, who generated these findings. Second, Riaz Ul Haq, our manager for research and development, who led the engagement with survey enumerators and who analysed the data. And finally, I would like to thank the British High Commission for supporting this project, in particular Alexander Evans, Amna Jatoi, Emmanuel Khurshid, Sarah Parvez and Laura Davies.

Naveed Shinwari
Chief Executive
CAMP

EXECUTIVE SUMMARY

The Federally Administered Tribal Areas (FATA) lie at the top of the global security agenda. Pakistan and the international community are actively debating policy options to deal with the FATA's development, governance and security needs. Poverty, difficult terrain, a contested system of governance, cross-border tribal and ethnic connections with Afghanistan, Pashtun traditions and the presence of militants create a set of overlapping challenges.

This poll is the second attempt to provide a better understanding of what local people want – allowing their views to influence the policy debate in Peshawar, Islamabad and overseas. The poll of 2,000 adults was conducted in seven tribal agencies and three Frontier Regions of the FATA. The poll used proportionate stratified sampling, and included 29.05% women.

The key findings are:

Over 50% expressed dissatisfaction with life in FATA. Justice, education and health featured as the most important services the Government of Pakistan should be providing. Just under half of our respondents viewed the religious clergy as trustworthy.

On the status of FATA, 34% seek integration with the North West Frontier Province (NWFP), 23% preferred things as they are and 20% voiced a

preference for a separate province. Over 50% want the 'Political Parties Act' to be extended to the FATA.

On terrorism and security, 36% thought negotiating with militant groups was the best way forward, whereas only 15% saw the use of military force as a viable option. Nearly 60% saw Islamic teaching as against suicide bombing. The cause of suicide attacks were described as: 'western influence' (51%), 'unemployment' (28%), 'ignorance' (25%), 'lack of education' (21%) 'Al-Qaeda' (13.3%).

On human rights, a large proportion rejected practices which compromised women's rights such as honour killings (60%) and forced marriage (88%). Respondents ranked democracy, an independent judiciary, and violence by security forces respectively as important issues affecting human rights in Pakistan.

Approximately 50% believed that Afghan refugees had negatively affected Pakistan's economy and undermined its security. 75% wanted to see Afghan refugees return to Afghanistan.

On foreign countries, while 60% wanted to emigrate from Pakistan, views of the US and UK are negative. 45% of respondents wished for Pakistan to be more like Saudi Arabia.

SURVEY FINDINGS - 2008

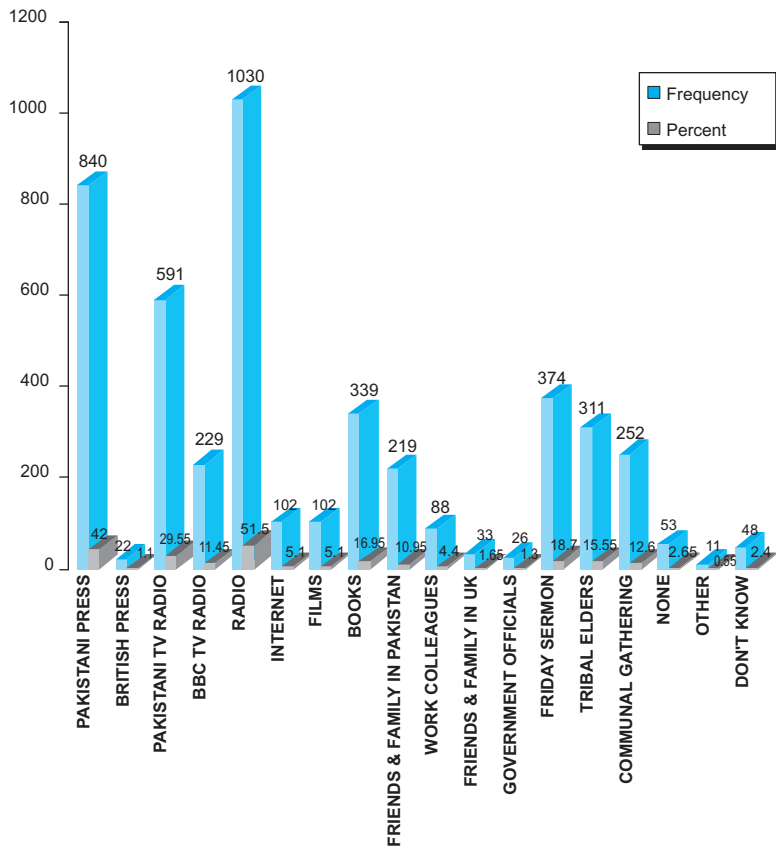


Respondents' Sources of Information

What are your sources of information that help you to form your opinion? (Multiple responses)

Sources of Information	Frequency	Percent
PAKISTANI PRESS	840	42
BRITISH PRESS	22	1.1
PAKISTANI TV RADIO	591	29.55
BBC TV RADIO	229	11.45
RADIO	1030	51.5
INTERNET	102	5.1
FILMS	102	5.1
BOOKS	339	16.95
FRIENDS & FAMILY IN PAKISTAN	219	10.95
WORK COLLEAGUES	88	4.4
FRIENDS & FAMILY IN UK	33	1.65
GOVERNMENT OFFICIALS	26	1.3
FRIDAY SERMON	374	18.7
TRIBAL ELDERS	311	15.55
COMMUNAL GATHERING	252	12.6
NONE	53	2.65
OTHER	11	0.55
DON'T KNOW	48	2.4

SURVEY FINDINGS - 2008



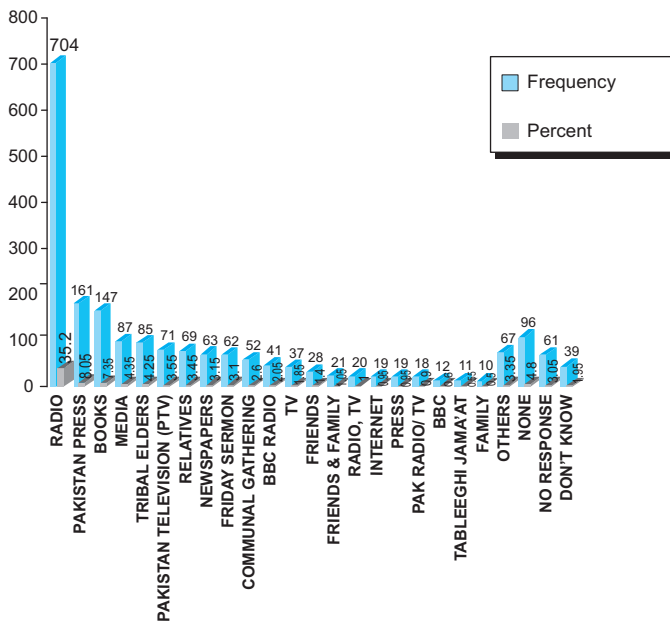


Which sources of information do you value the most?

Sources of Information	Frequency	Percent
RADIO	704	35.2
PAKISTAN PRESS	161	8.05
BOOKS	147	7.35
MEDIA	87	4.35
TRIBAL ELDERS	85	4.25
PAKISTAN TELEVISION (PTV)	71	3.55
RELATIVES	69	3.45
NEWSPAPERS	63	3.15
FRIDAY SERMON	62	3.1
COMMUNAL GATHERING	52	2.6
BBC RADIO	41	2.05
TV	37	1.85
FRIENDS	28	1.4
FRIENDS & FAMILY	21	1.05
RADIO, TV	20	1
INTERNET	19	0.95
PRESS	19	0.95
PAK RADIO/ TV	18	0.9
BBC	12	0.6

SURVEY FINDINGS - 2008

TABLEEGHI JAMA'AT	11	0.55
FAMILY	10	0.5
OTHERS	67	3.35
NONE	96	4.8
NO RESPONSE	61	3.05
DON'T KNOW	39	1.95
Total	2000	100

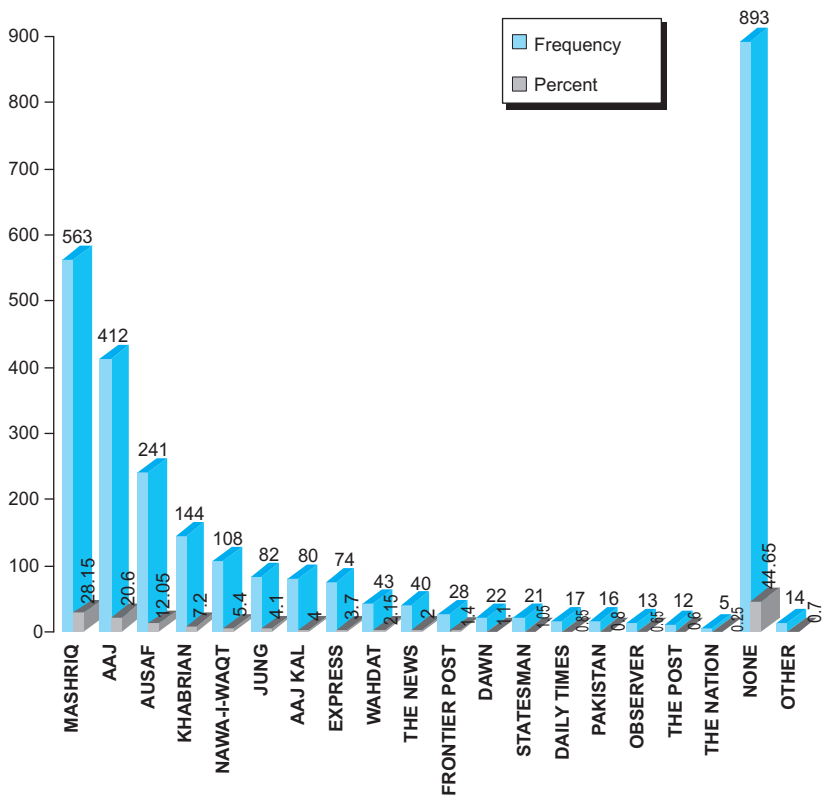




Which newspapers do you read regularly? (Multiple responses)

News Papers	Frequency	Percent
MASHRIQ	563	28.15
AAJ	412	20.6
AUSAF	241	12.05
KHABRIAN	144	7.2
NAWA-I-WAQT	108	5.4
JUNG	82	4.1
AAJ KAL	80	4
EXPRESS	74	3.7
WAHDAT	43	2.15
THE NEWS	40	2
FRONTIER POST	28	1.4
DAWN	22	1.1
STATESMAN	21	1.05
DAILY TIMES	17	0.85
PAKISTAN	16	0.8
OBSERVER	13	0.65
THE POST	12	0.6
THE NATION	5	0.25
NONE	893	44.65
OTHER	14	0.7

SURVEY FINDINGS - 2008

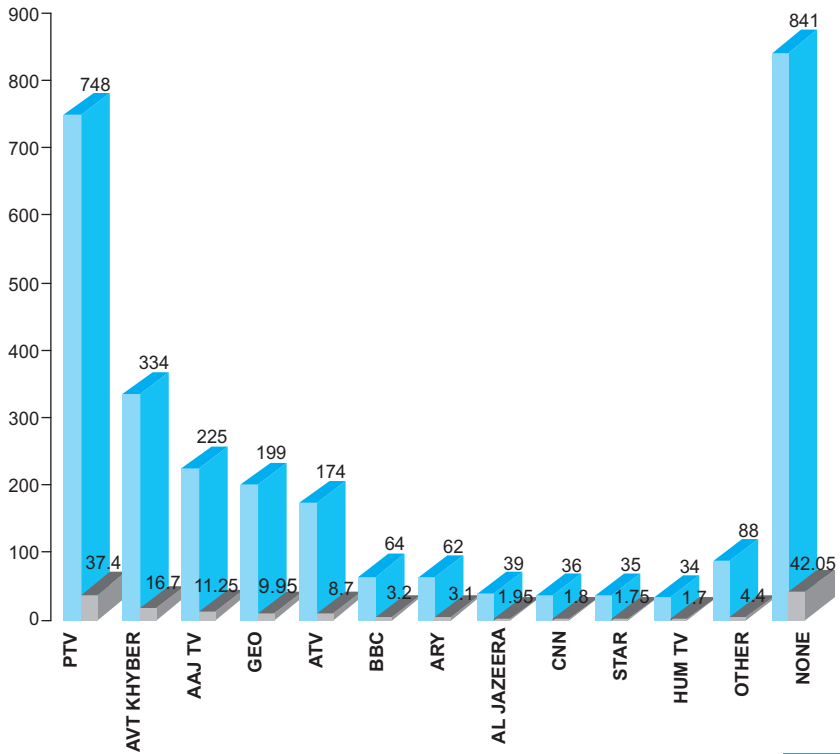
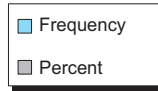




What TV Stations do you watch regularly? (Multiple responses)

TV Stations	Frequency	Percent
PAKISTAN TELEVISION (PTV)	748	37.4
AVT KHYBER	334	16.7
AAJ TV	225	11.25
GEO	199	9.95
ATV	174	8.7
BBC	64	3.2
ARY	62	3.1
AL JAZEERA	39	1.95
CNN	36	1.8
STAR	35	1.75
HUM TV	34	1.7
OTHER	88	4.4
NONE	841	42.05

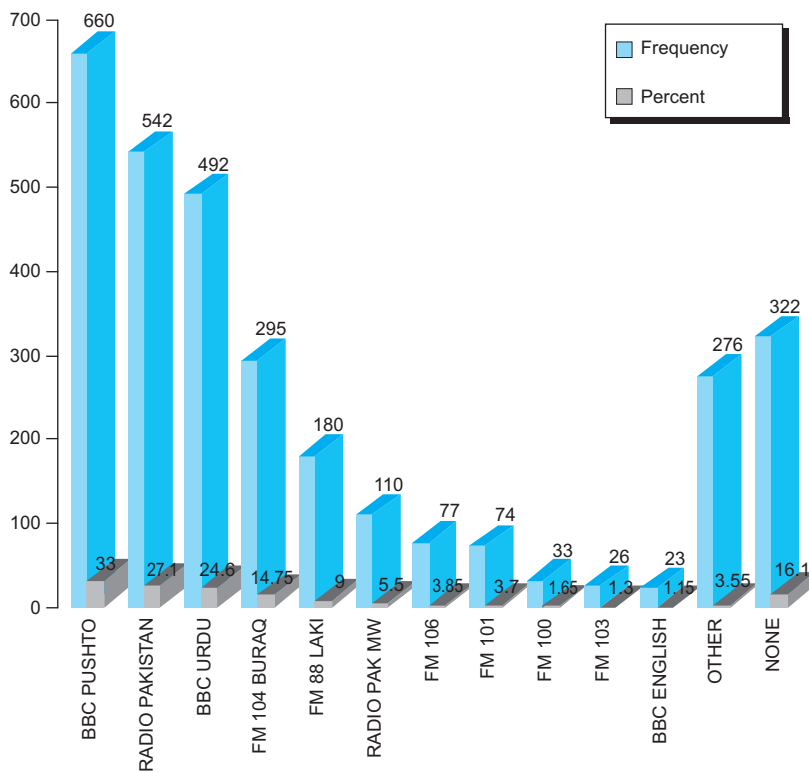
SURVEY FINDINGS - 2008





Which Radio stations do you listen to regularly? (Multiple responses)

Radio Station	Frequency	Percent
BBC PUSHTO	660	33
RADIO PAKISTAN	542	27.1
BBC URDU	492	24.6
FM 104 BURQAQ	295	14.75
FM 88 LAKI	180	9
RADIO PAK MW	110	5.5
FM 106	77	3.85
FM 101	74	3.7
FM 100	33	1.65
FM 103	26	1.3
BBC ENGLISH	23	1.15
OTHER	276	3.55
NONE	322	16.1



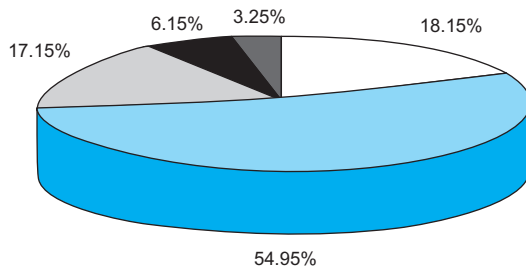


Governance and Politics

In general are you satisfied with life in FATA?

Satisfied with life in FATA	Frequency	Percent
Satisfied	363	18.15
Dissatisfied	1099	54.95
Neither satisfied nor dissatisfied	350	17.5
Don't know	123	6.15
No opinion	65	3.25
Total	2000	100

- Satisfied
- Dissatisfied
- Neither satisfied nor dissatisfied
- Don't know
- No opinion

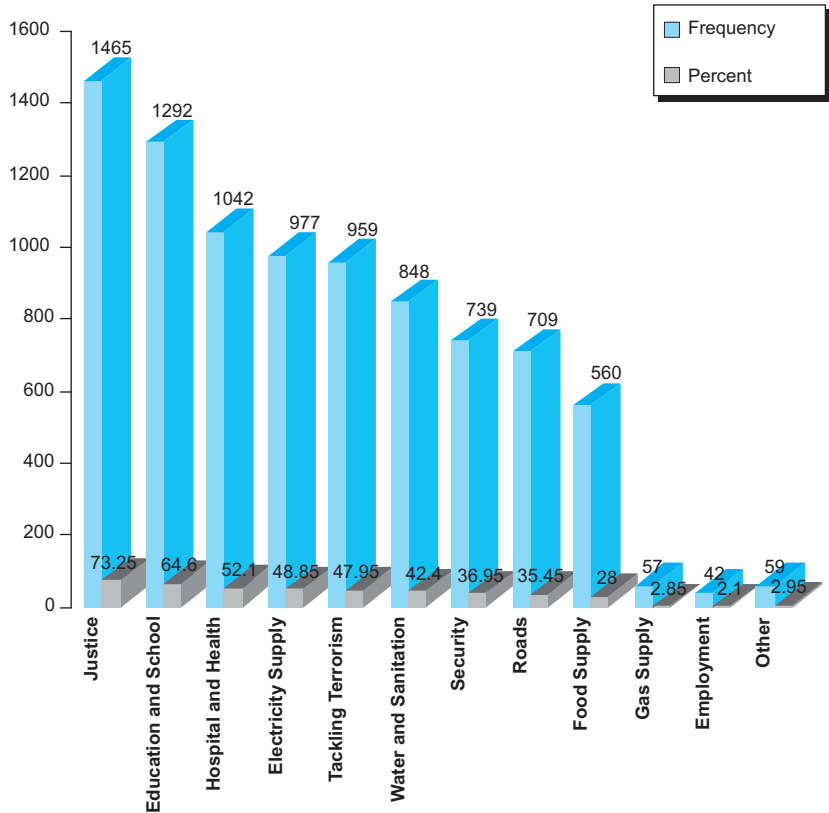




Which of the following are the most important services that the Government of Pakistan (GoP) should provide to your Agency / Frontier Region? (Multiple Responses)

Services GoP Should Provide	Frequency	Percent
Justice	1465	73.25
Education and School	1292	64.6
Hospital and Health	1042	52.1
Electricity Supply	977	48.85
Tackling Terrorism	959	47.95
Water and Sanitation	848	42.4
Security	739	36.95
Roads	709	35.45
Food Supply	560	28
Gas Supply	57	2.85
Employment	42	2.1
Other	59	2.95

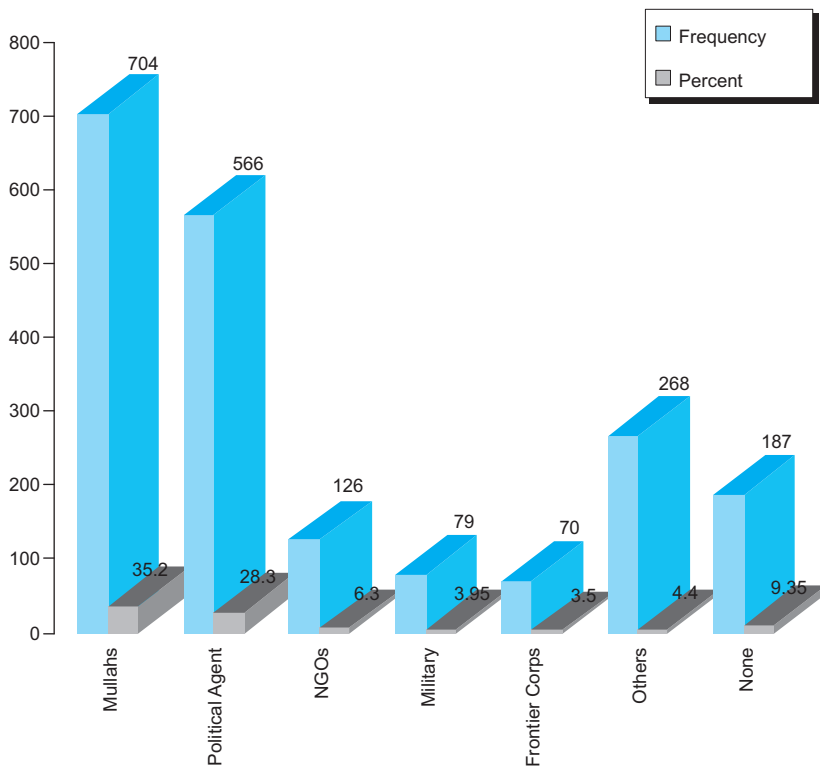
SURVEY FINDINGS - 2008





Do you have most contact with:

Contact	Frequency	Percent
Mullahs	704	35.2
Political Agent	566	28.3
NGOs	126	6.3
Military	79	3.95
Frontier Corps	70	3.5
Others	268	4.4
None	187	9.35
Total	2000	100

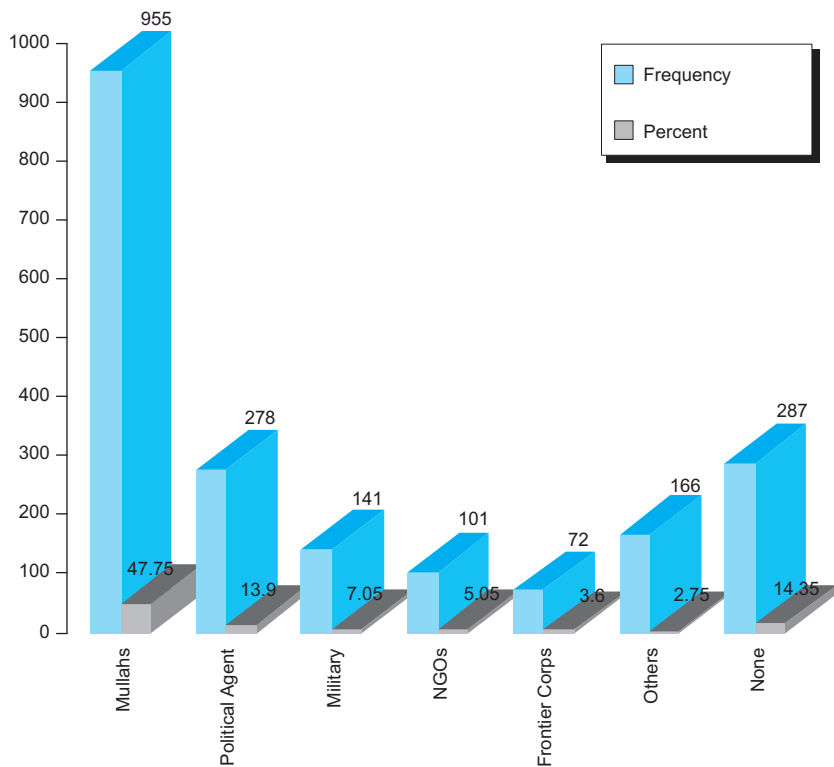




Which of the following do you trust the most?

Trusted	Frequency	Percent
Mullahs	955	47.75
Political Agent	278	13.9
Pakistani Military	141	7.05
NGOs	101	5.05
Frontier Corps	72	3.6
Others	166	2.75
None	287	14.35
Total	2000	100

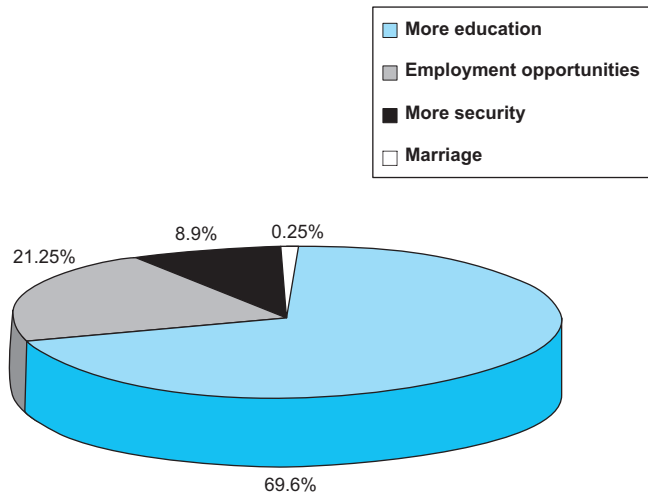
SURVEY FINDINGS - 2008





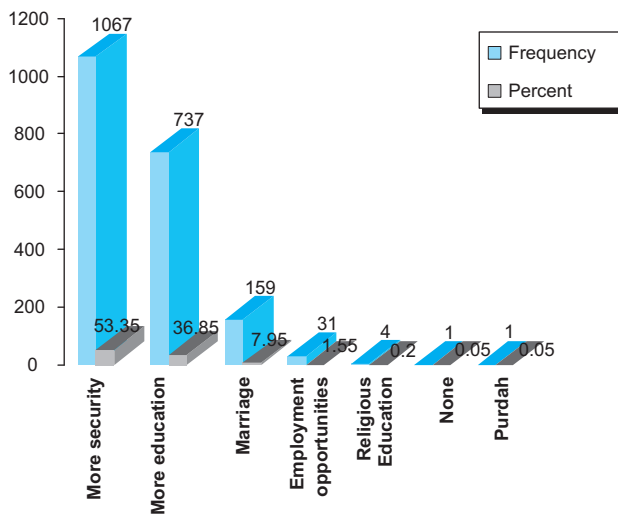
What do you want for your children? (Single response only, divided by gender)

Boys	Frequency	Percent
More education	1392	69.6
Employment opportunities	425	21.25
More security	178	8.9
Marriage	5	0.25
Total	2000	100



SURVEY FINDINGS - 2008

Girls	Frequency	Percent
More security	1067	53.35
More education	737	36.85
Marriage	159	7.95
Employment opportunities	31	1.55
Religious Education	4	0.2
None	1	0.05
Purdah	1	0.05
Total	2000	100



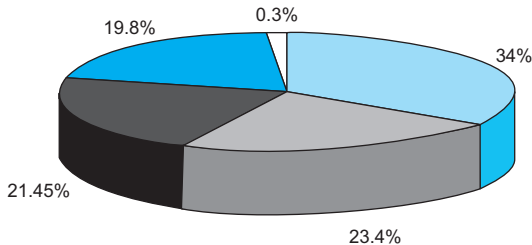


Political Issues

Should Pakistan's Federally Administered Tribal Areas:

Response	Frequency	Percent
Be fully integrated into the NWFP	680	34
Keep its current governing arrangements	468	23.4
Be subject to all Pakistani Laws	429	21.45
Be established as a separate province of Pakistan	396	19.8
Others	27	0.3
Total	2000	100

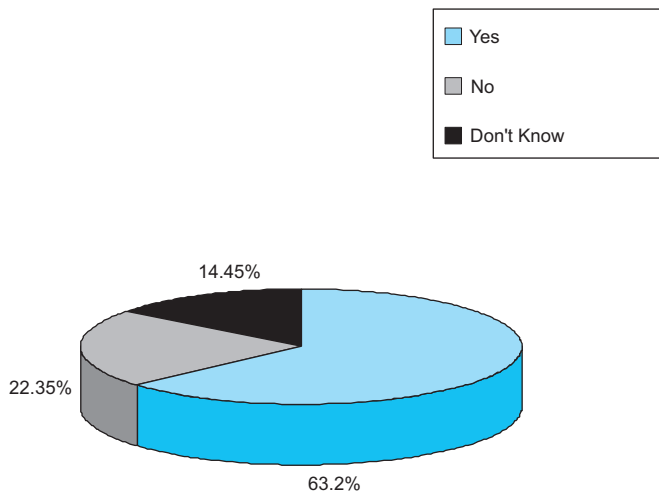
- Be fully integrated into the NWFP
- Keeps its current governing arrangements
- Be subject to all Pakistani Laws
- Be established as a separate province of Pakistan
- Others



SURVEY FINDINGS - 2008

Should political parties be allowed to operate and organise in FATA?

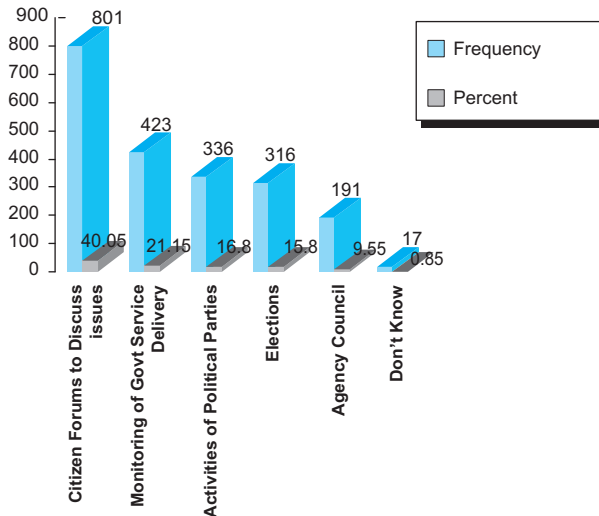
Response	Frequency	Percent
Yes	1264	63.2
No	447	22.35
Don't Know	289	14.45
Total	2000	100





Would you like more opportunity to participate in (Multiple responses)

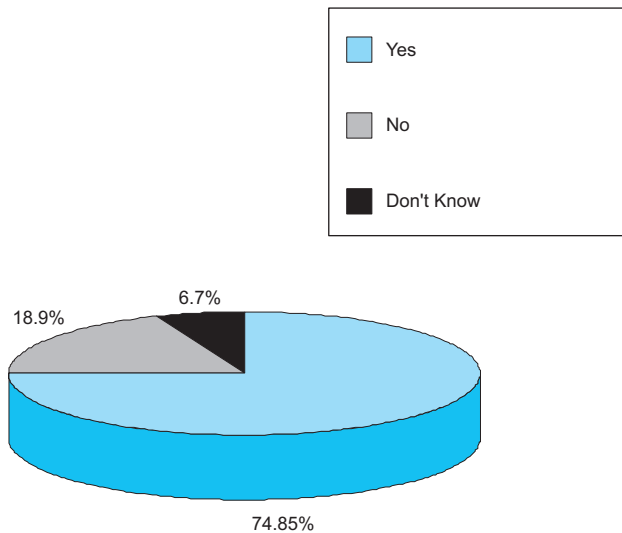
Opportunity to participate in	Frequency	Percent
Citizen Forums to Discuss issues	801	40.05
Monitoring of Govt Service Delivery	423	21.15
Activities of Political Parties	336	16.8
Elections	316	15.8
Agency Councils	191	9.55
Don't Know	17	0.85



SURVEY FINDINGS - 2008

Are you on the voters register?

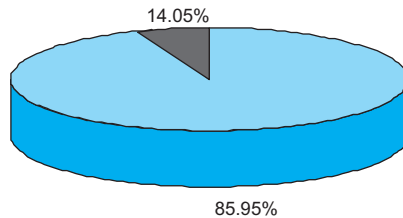

Response	Frequency	Percent
Yes	1497	74.85
No	378	18.9
Don't Know	124	6.7
Total	2000	100





Do you have a National Identity Card (NIC)?

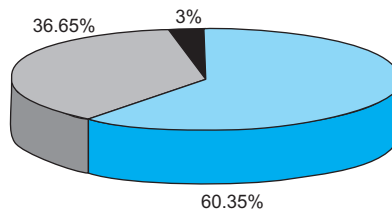
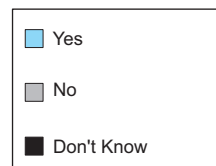
Response	Frequency	Percent
Yes	1719	85.95
No	281	14.05
Total	2000	100



SURVEY FINDINGS - 2008

Did you vote in the 2008 election?

Response	Frequency	Percent
Yes	1207	60.35
No	733	36.65
Don't Know	60	3
Total	2000	100

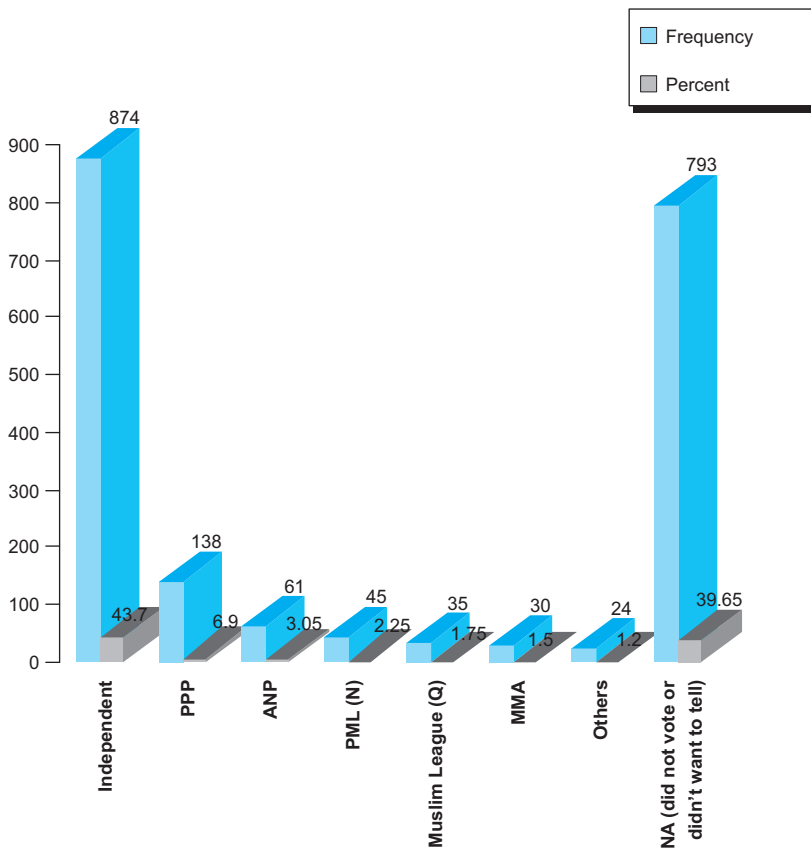




Which party did you vote for in 2008?

Vote for	Frequency	Percent
Independent	874	43.7
PPP	138	6.9
ANP	61	3.05
PML (N)	45	2.25
Muslim League (Q)	35	1.75
MMA	30	1.5
Others	24	1.2
NA (did not vote or didn't want to tell)	793	39.65
Total	2000	100

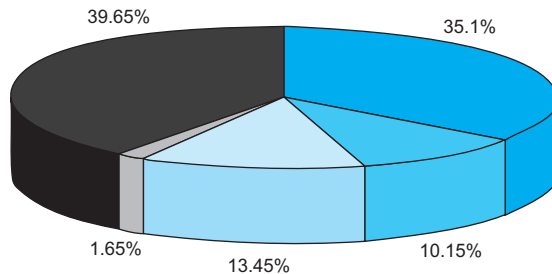
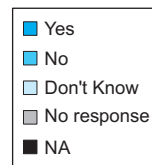
Note: Elections in the FATA are held on a non-party basis; but in the Frontier Regions there are party candidates.





Do you think your vote made any difference?

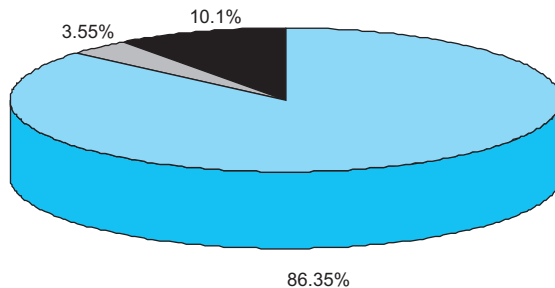
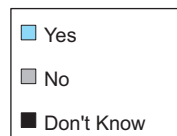
Response	Frequency	Percent
Yes	702	35.1
No	203	10.15
Don't Know	269	13.45
No response	33	1.65
NA	793	39.65
Total	2000	100



SURVEY FINDINGS - 2008

Do you think possessing nuclear weapons enhances Pakistan's security?

Response	Frequency	Percent
Yes	1727	86.35
No	71	3.55
Don't Know	202	10.1
Total	2000	100

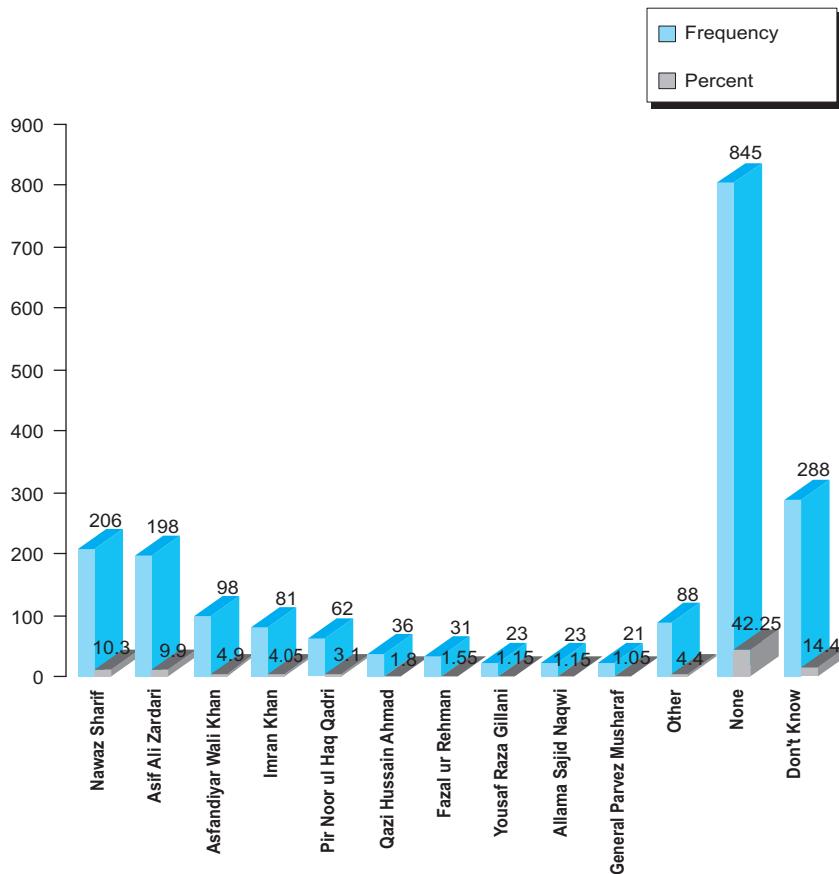




Which living politician do you admire the most?

Living Politician you Admire the most	Frequency	Percent
Nawaz Sharif	206	10.3
Asif Ali Zardari	198	9.9
Asfandiyar Wali Khan	98	4.9
Imran Khan	81	4.05
Pir Noor ul Haq Qadri	62	3.1
Qazi Hussain Ahmad	36	1.8
Fazal ur Rehman	31	1.55
Yousaf Raza Gillani	23	1.15
Allama Sajid Naqwi	23	1.15
General Parvez Musharaf	21	1.05
Other	88	4.4
None	845	42.25
Don't Know	288	14.4
Total	2000	100

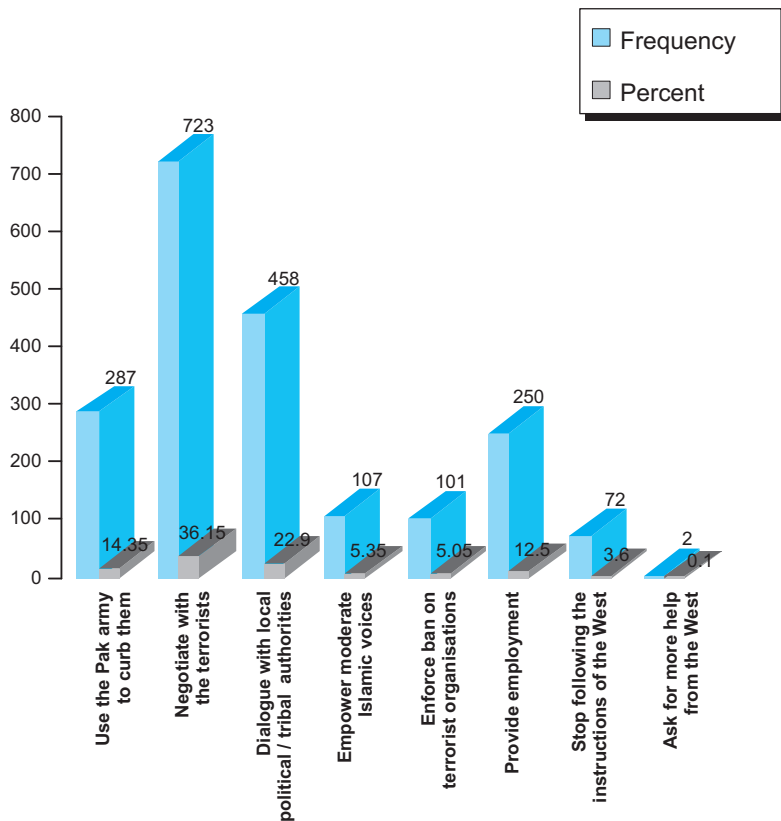
SURVEY FINDINGS - 2008





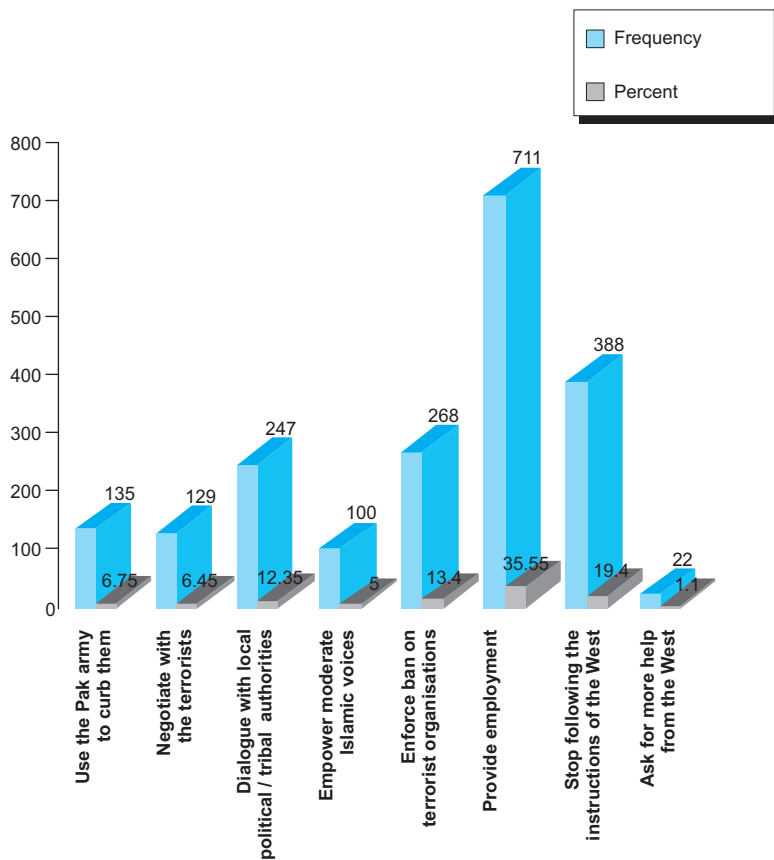
What can the Government do to deal with suicide bombers and other terrorists? The first most important and the second most important.

Response (1 st Priority)	Frequency	Percent
Use the Pak army to curb them	287	14.35
Negotiate with the terrorists	723	36.15
Dialogue with local political / tribal authorities	458	22.9
Empower moderate Islamic voices	107	5.35
Enforce ban on terrorist organisations	101	5.05
Provide employment	250	12.5
Stop following the instructions of the West	72	3.6
Ask for more help from the West	2	0.1
Total	2000	100





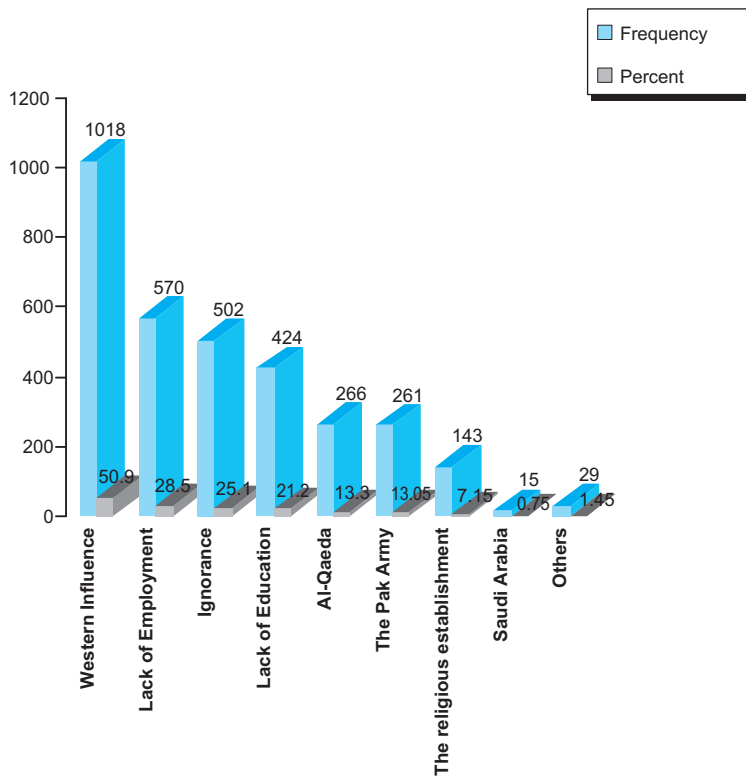
Response (2nd Priority)	Frequency	Percent
Use the army to defeat them	135	6.75
Negotiate with the terrorists	129	6.45
Dialogue with local political /tribal authorities	247	12.35
Empower moderate Islamic voices	100	5
Enforce bans on terrorist organisations	268	13.4
Provide employment	711	35.55
Stop following the instructions of the West	388	19.4
Ask for more help from the West	22	1.1
Total	2000	100





Extremism: Who/what is to blame for the high rates of suicide bombing in Pakistan?
(Multiple Responses)

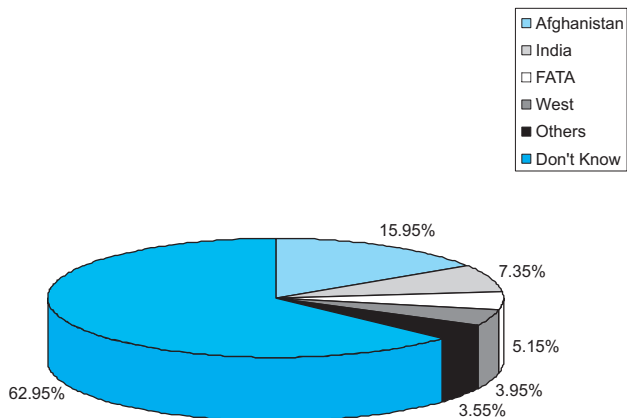
Responsible for Suicide bombing	Frequency	Percent
Western Influence	1018	50.9
Lack of Employment	570	28.5
Ignorance	502	25.1
Lack of Education	424	21.2
Al-Qaeda	266	13.3
The Pak Army	261	13.05
The Religious Establishment	143	7.15
Saudi Arabia	15	0.75
Others	29	1.45





Where do the bombers come from?

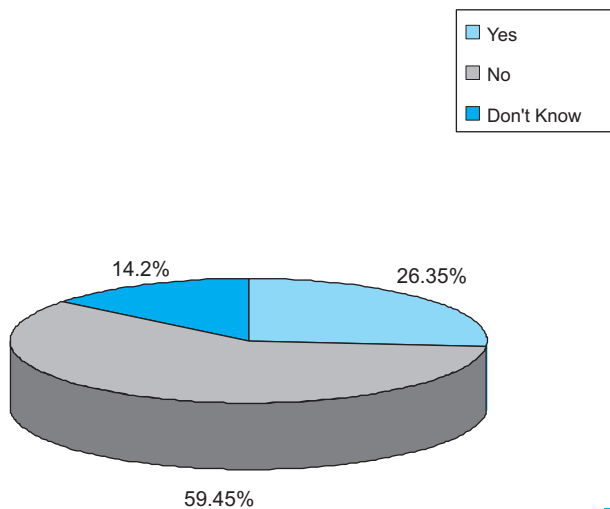
Suicide bombers come from	Frequency	Percent
Afghanistan	319	15.95
India	147	7.35
FATA	103	5.15
West	79	3.95
Others	93	3.55
Don't Know	1259	62.95
Total	2000	100



SURVEY FINDINGS - 2008

Is there any justification in Islam for suicide bombing?

Response	Frequency	Percent
Yes	527	26.35
No	1189	59.45
Don't Know	284	14.2
Total	2000	100

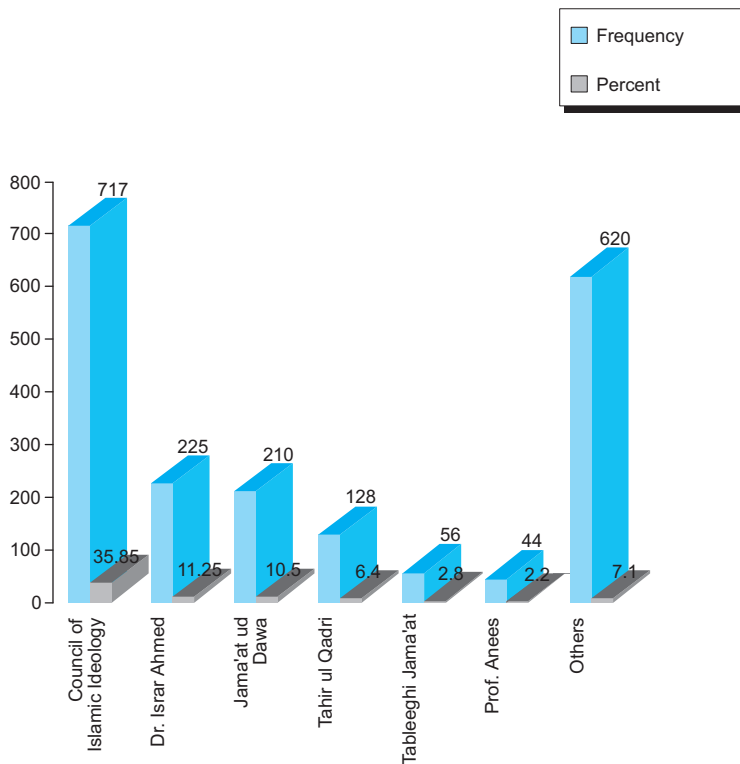




Religion

Which religious authority do you trust the most?

Response	Frequency	Percent
Council of Islamic Ideology	717	35.85
Dr. Israr Ahmed	225	11.25
Jama'at ud Dawa	210	10.5
Tahir ul Qadri	128	6.4
Tableeghi Jama'at	56	2.8
Prof. Anees	44	2.2
Others	620	7.1
Total	2000	100

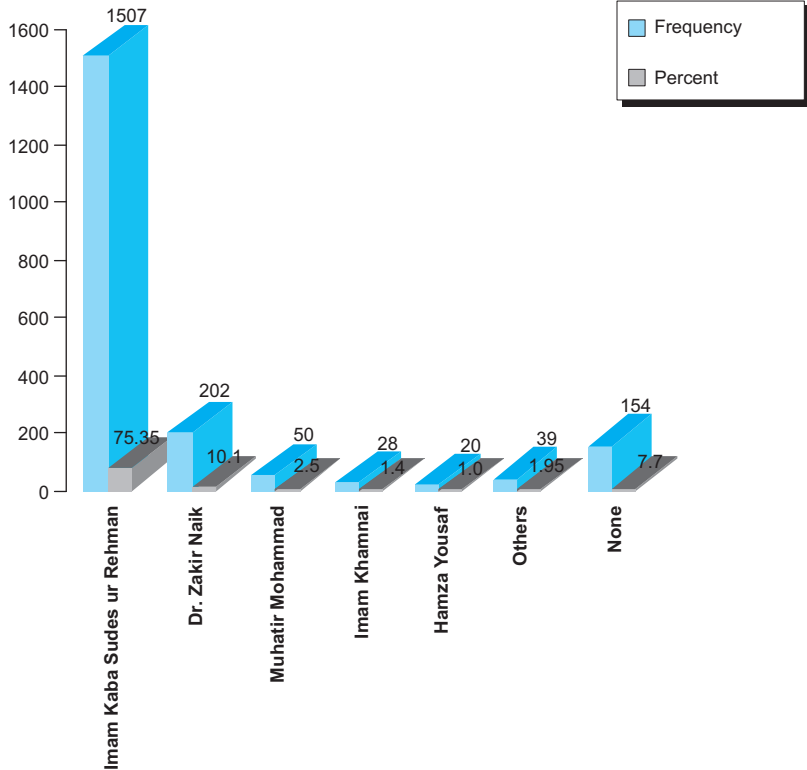




Which religious authority outside of Pakistan do you trust the most?

Response	Frequency	Percent
Imam Kaba Sudes ur Rehman	1507	75.35
Dr. Zakir Naik	202	10.1
Muhatir Mohammad	50	2.5
Imam Khamnai	28	1.4
Hamza Yousaf	20	1.0
Others	39	1.95
None	154	7.7
Total	2000	100

SURVEY FINDINGS - 2008



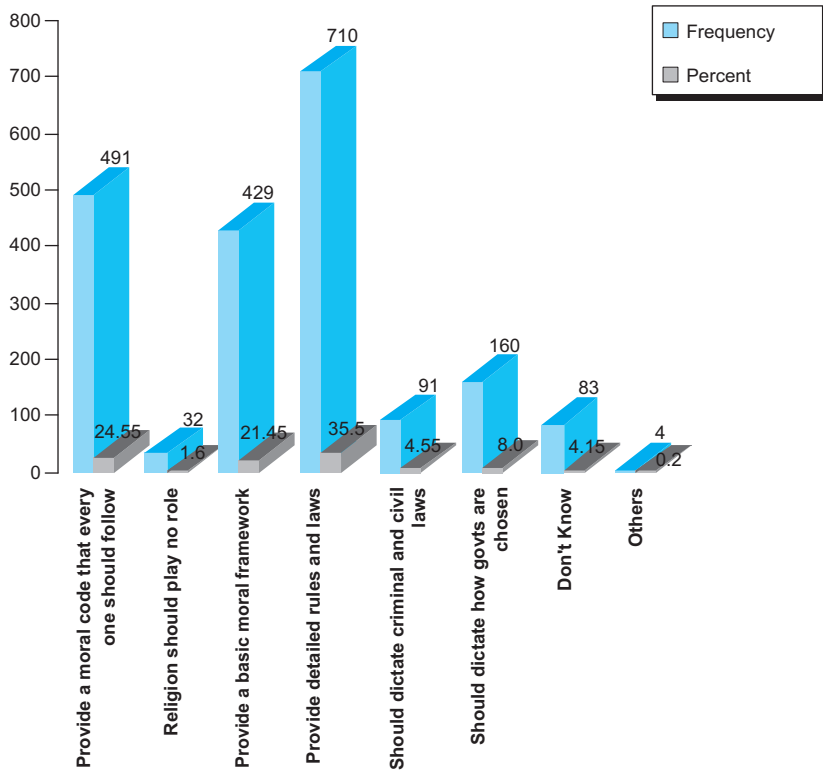


Religion and Politics

What role should religion play in politics and society?

Response	Frequency	Percent
Provide a moral code that everyone should follow	491	24.55
Religion should play no role	32	1.6
Provide a basic moral framework	429	21.45
Provide detailed rules and laws	710	35.5
Should dictate criminal and civil laws	91	4.55
Should dictate how governments are chosen	160	8.0
Don't Know	83	4.15
Others	4	0.2
Total	2000	100

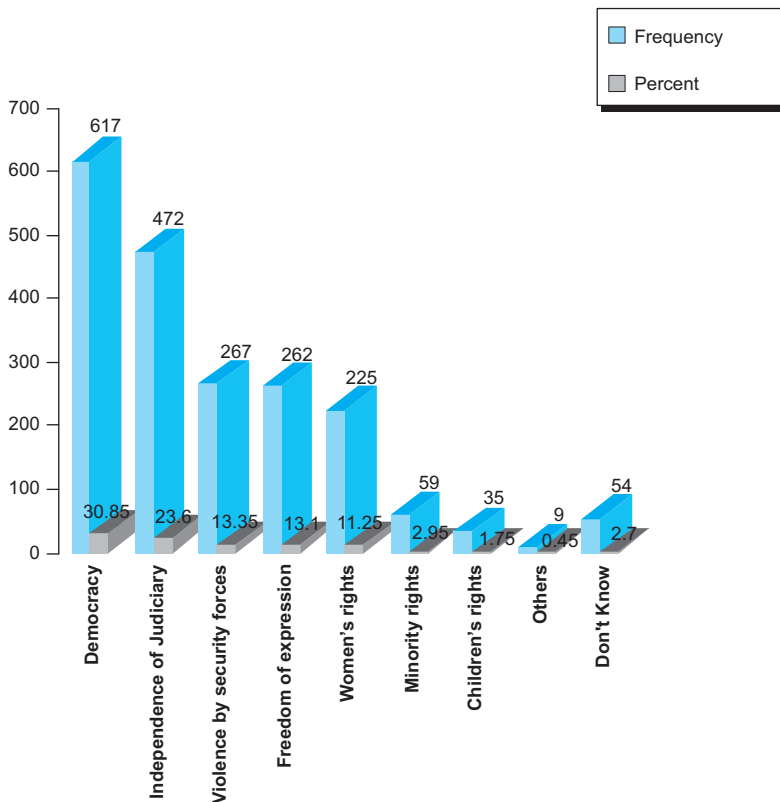
SURVEY FINDINGS - 2008





In your opinion what is the most important Human Rights Issue in Pakistan today?

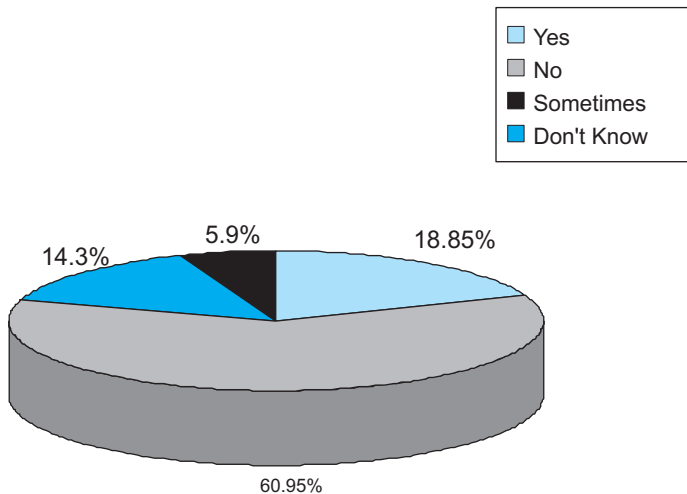
Response	Frequency	Percent
Democracy	617	30.85
Independence of Judiciary	472	23.6
Violence by security forces	267	13.35
Freedom of expression	262	13.1
Women's rights	225	11.25
Minority rights	59	2.95
Children's rights	35	1.75
Others	9	0.45
Don't Know	54	2.7
Total	2000	100





Do you think that a person has the right to kill a relative to protect the honour of their family?

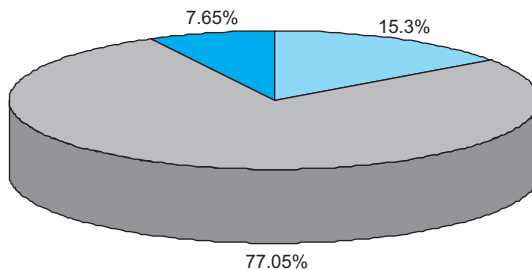

Response	Frequency	Percent
Yes	377	18.85
No	1219	60.95
Don't Know	286	14.3
Sometimes	118	5.9
Total	2000	100



SURVEY FINDINGS - 2008

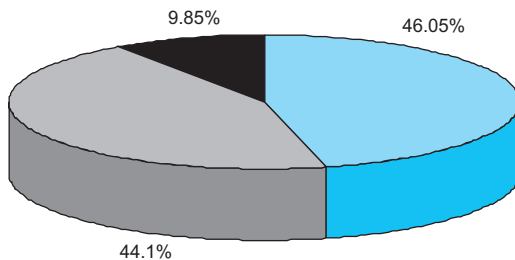

What do you think about forced marriage? Is it.....

Forced Marriage part of our culture	Frequency	Percent
Yes	306	15.3
No	1541	77.05
Don't Know	153	7.65
Total	2000	100



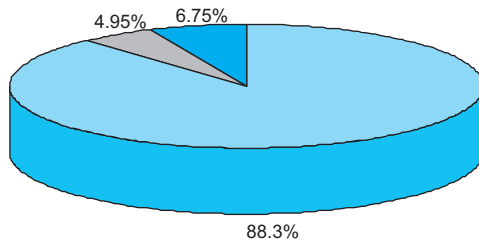



Forced Marriages don't take place here	Frequency	Percent
Yes	921	46.05
No	882	44.1
Don't Know	197	9.85
Total	2000	100



SURVEY FINDINGS - 2008

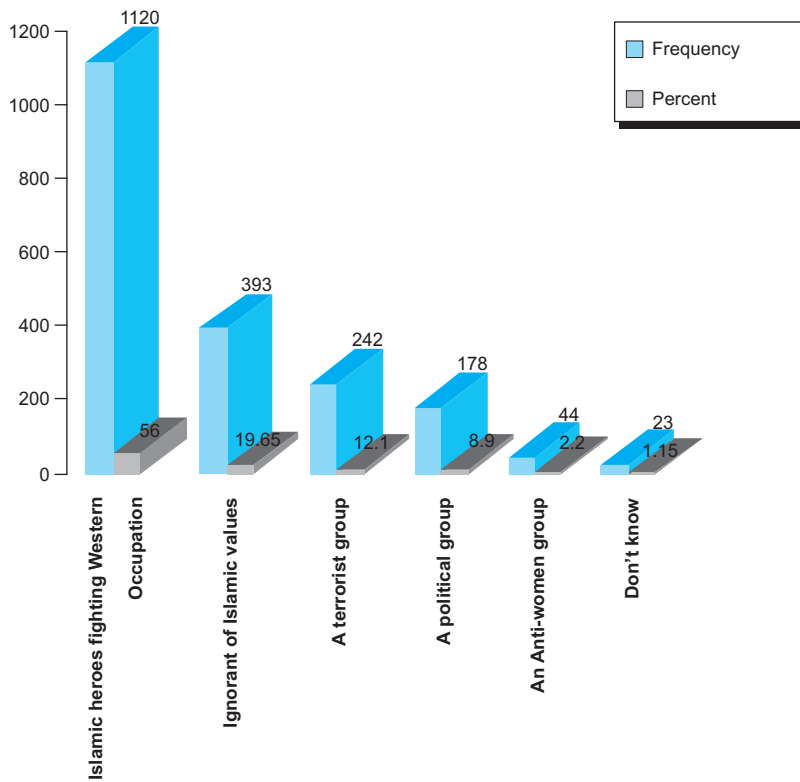
Forced Marriage is violation of Human Rights	Frequency	Percent
Yes	1766	88.3
No	99	4.95
Don't Know	135	6.75
Total	2000	100





What do you think about Afghanistan's Taliban? Are they:

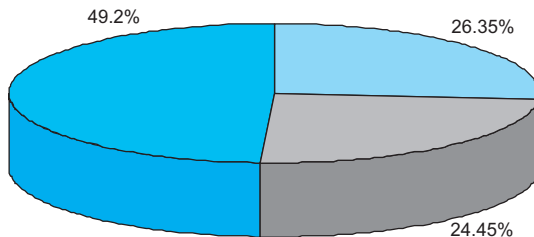

Opinion about Afghan Taliban	Frequency	Percent
Islamic heroes fighting Western Occupation	1120	56
Ignorant of Islamic values / teaching	393	19.65
A terrorist group	242	12.1
A political group	178	8.9
An Anti-women group	44	2.2
Don't know	23	1.15
Total	2000	100





Will the Taliban return to power in Afghanistan?

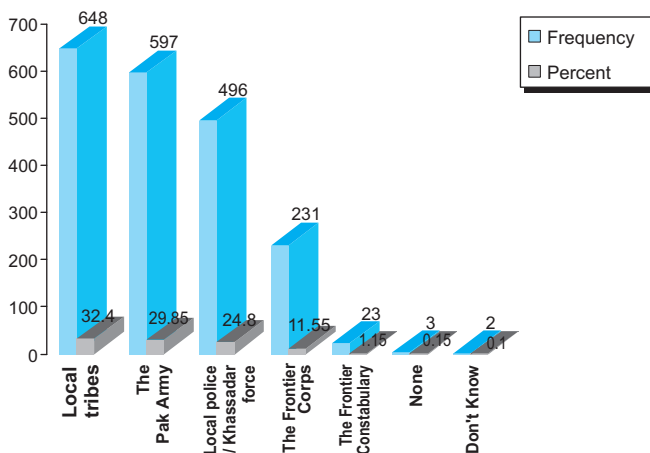
Taliban return to power in Afghanistan	Frequency	Percent
Yes	527	26.35
No	489	24.45
Don't Know	984	49.2
Total	2000	100



SURVEY FINDINGS - 2008

Who should be in charge of security in the FATA?

Should be in charge of security in the FATA	Frequency	Percent
Local tribes	648	32.4
The Pakistan Army	597	29.85
Local police / Khassadar Force	496	24.8
The Frontier Corps	231	11.55
The Frontier Constabulary	23	1.15
Don't Know	3	0.15
None	2	0.1
Total	2000	100

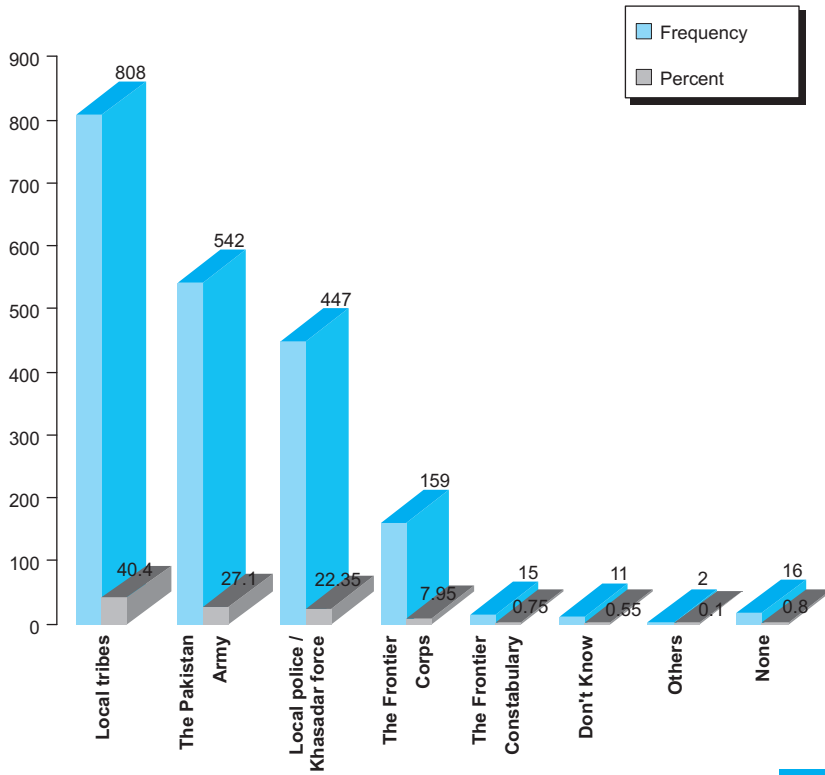




Who are the most effective

Most effective	Frequency	Percent
Local tribes	808	40.4
The Pakistan Army	542	27.1
Local police / Khasadar force	447	22.35
The Frontier Corps	159	7.95
The Frontier Constabulary	15	0.75
Don't Know	11	0.55
Others	2	0.1
None	16	0.8
Total	2000	100

SURVEY FINDINGS - 2008

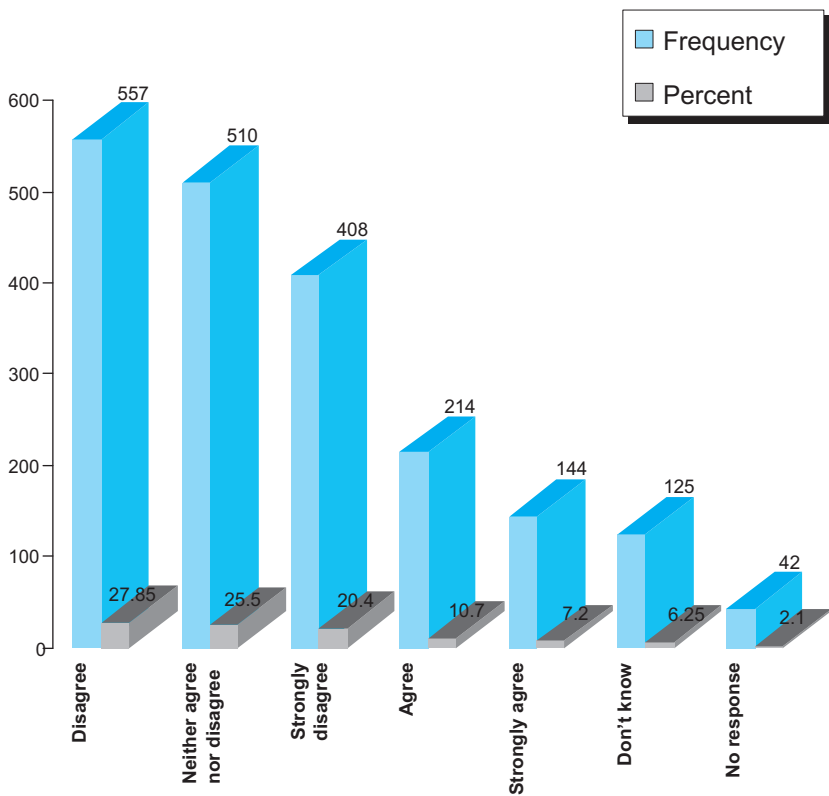




Afghan Refugees

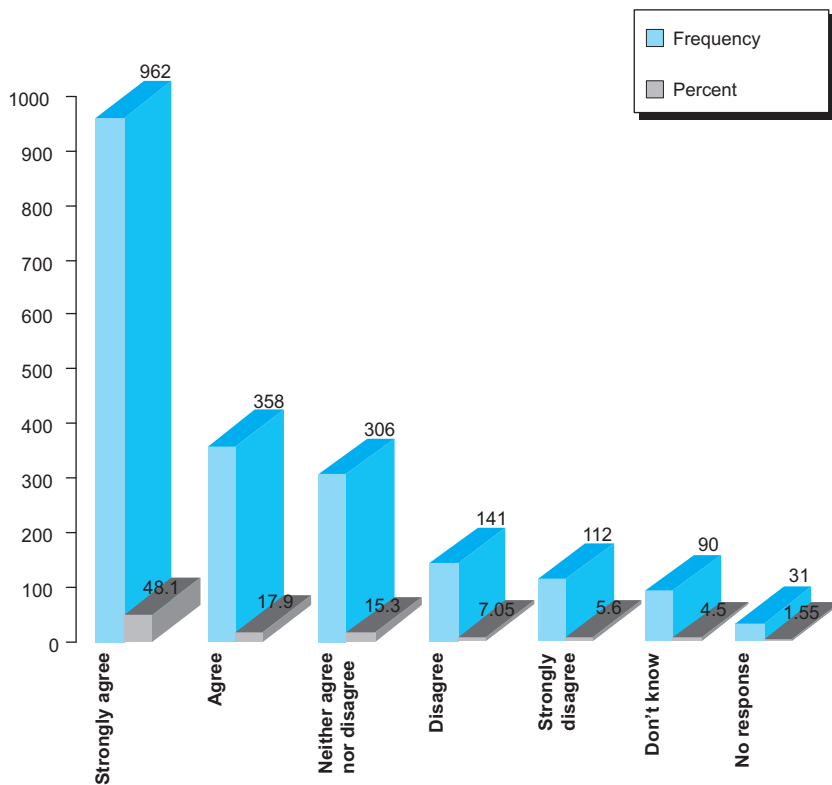
To what extent do you agree or disagree that Afghan refugees living in Pakistan?
(Separately for each statement)

Contribute to Pak and its economy	Frequency	Percent
Disagree	557	27.85
Neither agree nor disagree	510	25.5
Strongly disagree	408	20.4
Agree	214	10.7
Strongly agree	144	7.2
Don't know	125	6.25
No response	42	2.1
Total	2000	100





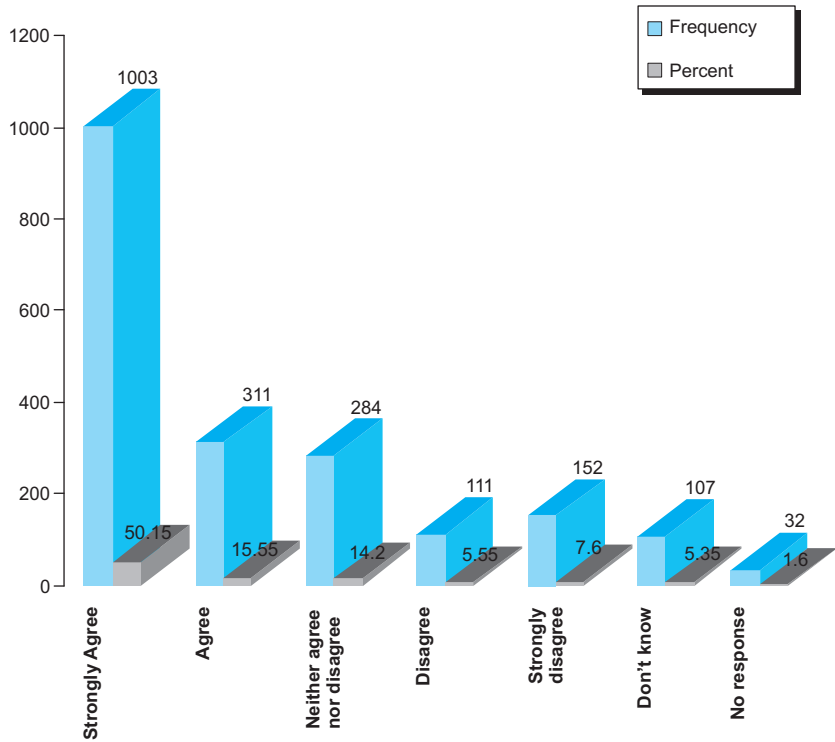
Afghan Refugees Damage Pak Economy	Frequency	Percent
Strongly agree	962	48.1
Agree	358	17.9
Neither agree nor disagree	306	15.3
Disagree	141	7.05
Strongly disagree	112	5.6
Don't know	90	4.5
No response	31	1.55
Total	2000	100





Afghan Refugees Undermine Pak Security	Frequency	Percent
Strongly agree	1003	50.15
Agree	311	15.55
Neither agree nor disagree	284	14.2
Disagree	111	5.55
Strongly disagree	152	7.6
Don't know	107	5.35
No response	32	1.6
Total	2000	100

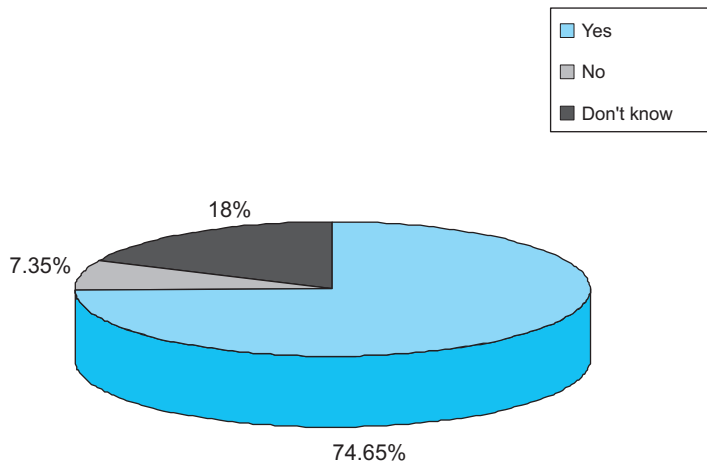
SURVEY FINDINGS - 2008





Should Afghan refugees living in Pakistan all return to Afghanistan?

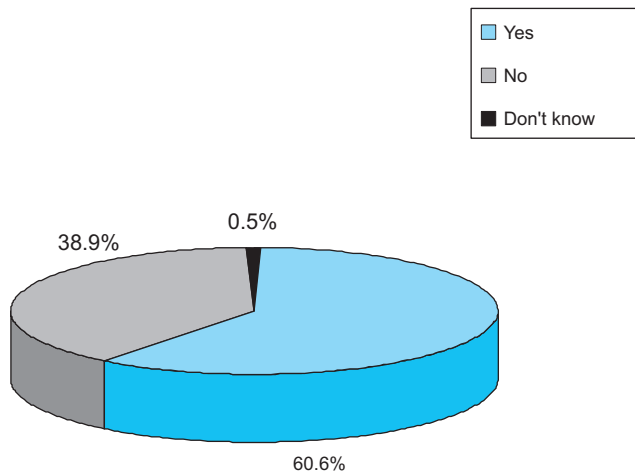
Should Afghan refugees return	Frequency	Percent
Yes	1493	74.65
No	147	7.35
Don't Know	360	18
Total	2000	100



Opinions on Asian and Western Countries

If you were given the opportunity to emigrate from Pakistan, would you do so?

Would you emigrate from Pakistan?	Frequency	Percent
Yes	1212	60.6
No	778	38.9
Don't Know	10	0.5
Total	2000	100

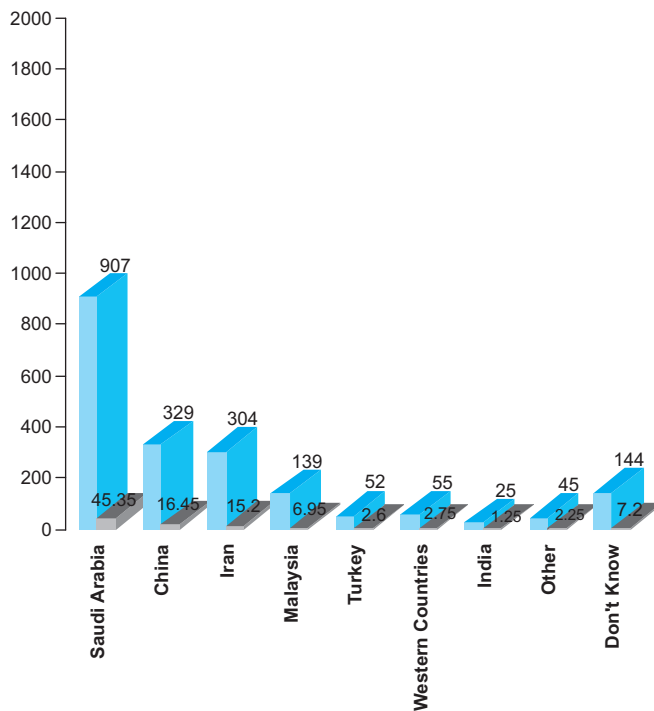





Which of the following countries should Pakistan aspire to be more like:

Pakistan should be like	Frequency	Percent
Saudi Arabia	907	45.35
China	329	16.45
Iran	304	15.2
Malaysia	139	6.95
Turkey	52	2.6
Western countries	55	2.75
India	25	1.25
Other	45	2.25
Don't know	144	7.2
Total	2000	100

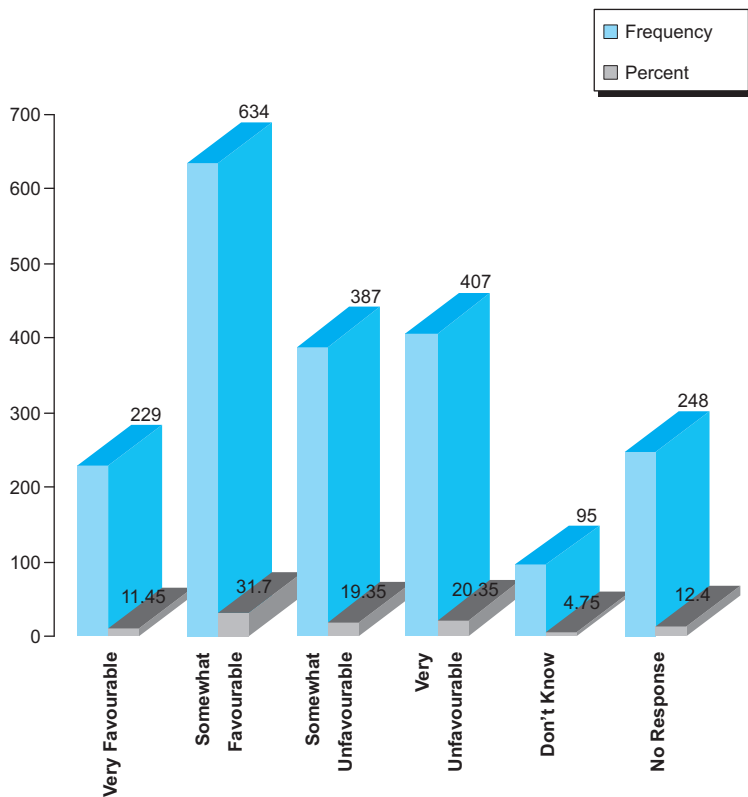
SURVEY FINDINGS - 2008





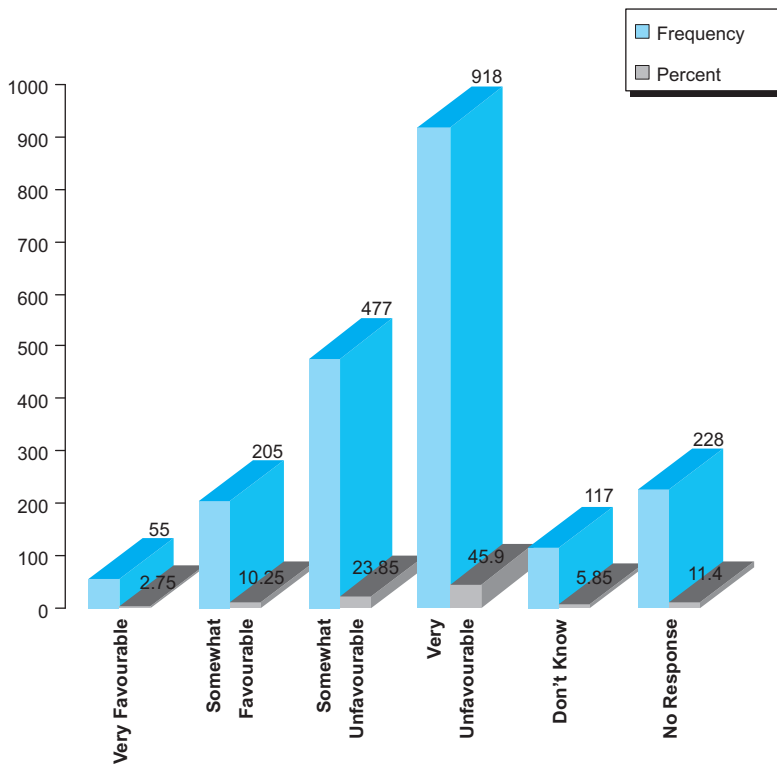
Thinking now about world affairs, do you have a very favourable, somewhat favourable, somewhat unfavourable, or very unfavourable opinion of the government of...

Afghanistan	Frequency	Percent
Very Favourable	229	11.45
Somewhat Favourable	634	31.7
Somewhat Unfavourable	387	19.35
Very Unfavourable	407	20.35
Don't Know	95	4.75
No Response	248	12.4
Total	2000	100



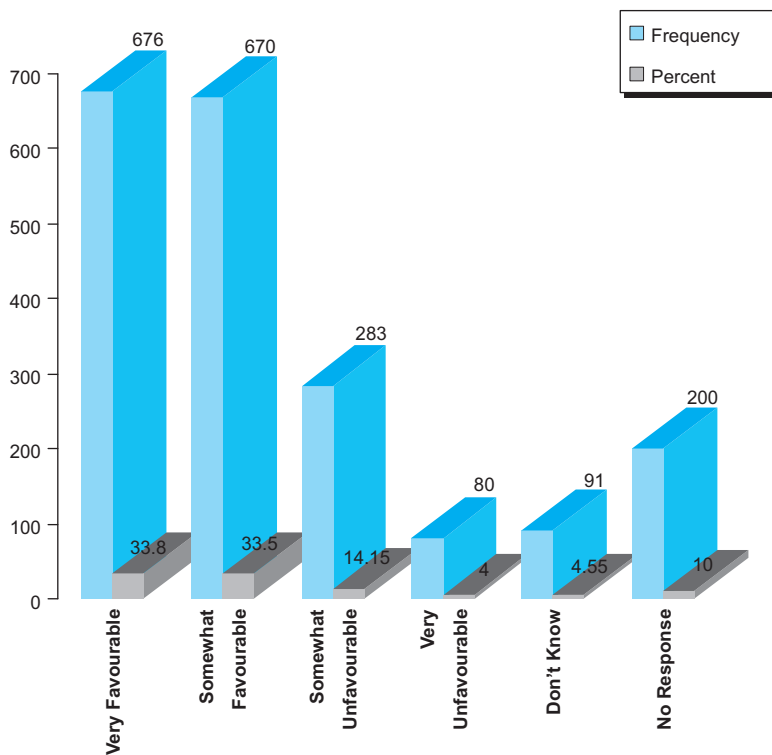


India	Frequency	Percent
Very Favourable	55	2.75
Somewhat Favourable	205	10.25
Somewhat Unfavourable	477	23.85
Very Unfavourable	918	45.9
Don't Know	117	5.85
No Response	228	11.4
Total	2000	100



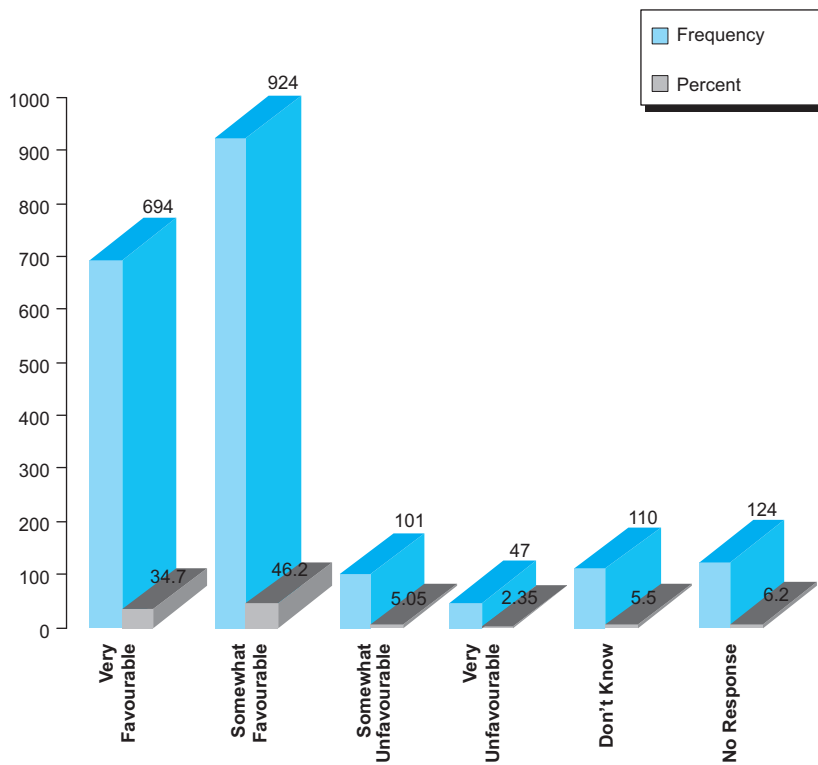


Iran	Frequency	Percent
Very Favourable	676	33.8
Somewhat Favourable	670	33.5
Somewhat Unfavourable	283	14.15
Very Unfavourable	80	4
Don't Know	91	4.55
No Response	200	10
Total	2000	100



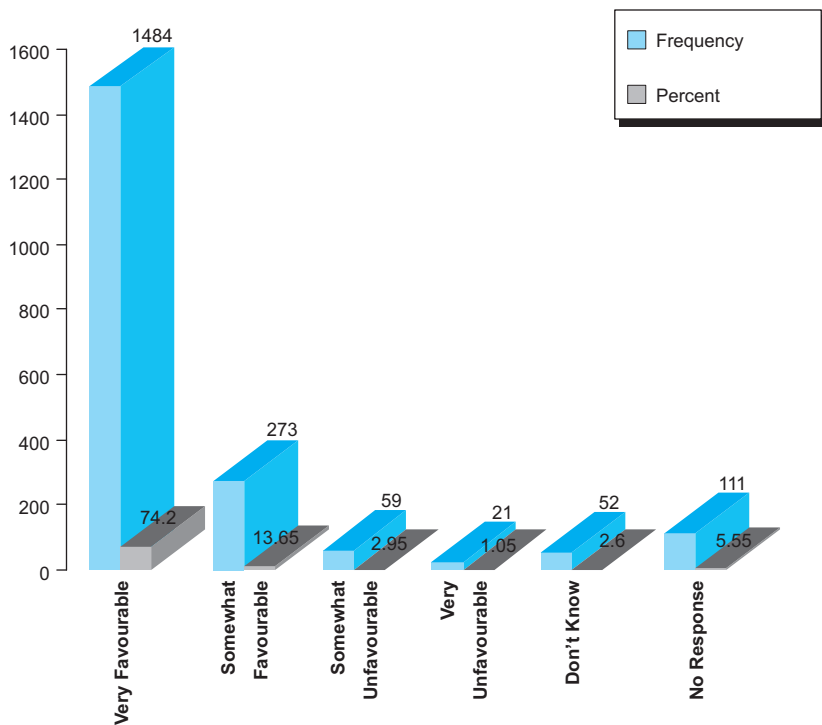


China	Frequency	Percent
Very Favourable	694	34.7
Somewhat Favourable	924	46.2
Somewhat Unfavourable	101	5.05
Very Unfavourable	47	2.35
Don't Know	110	5.5
No Response	124	6.2
Total	2000	100



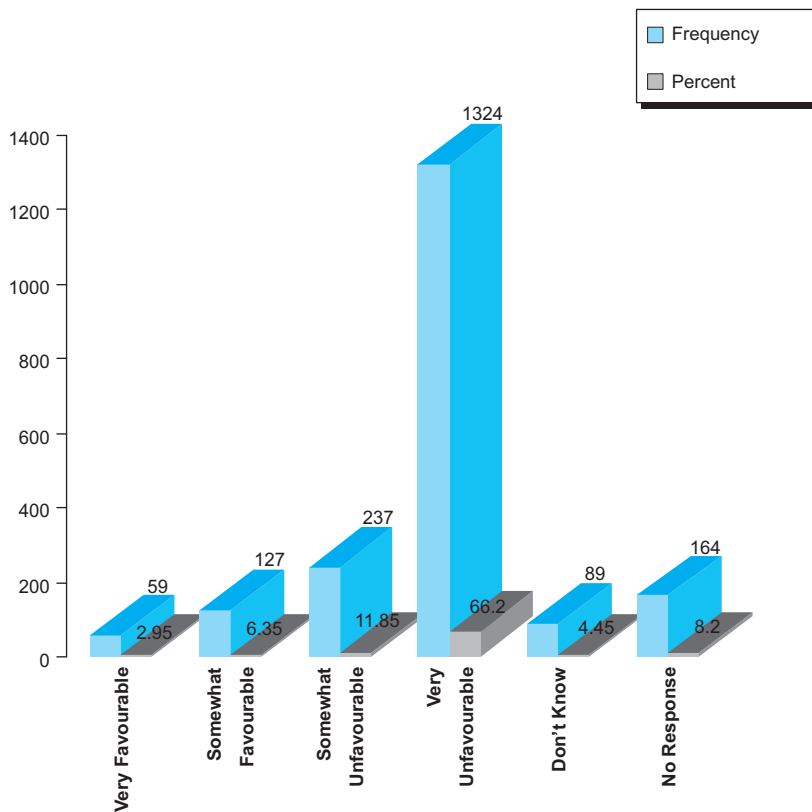


Saudi Arabia	Frequency	Percent
Very Favourable	1484	74.2
Somewhat Favourable	273	13.65
Somewhat Unfavourable	59	2.95
Very Unfavourable	21	1.05
Don't Know	52	2.6
No Response	111	5.55
Total	2000	100



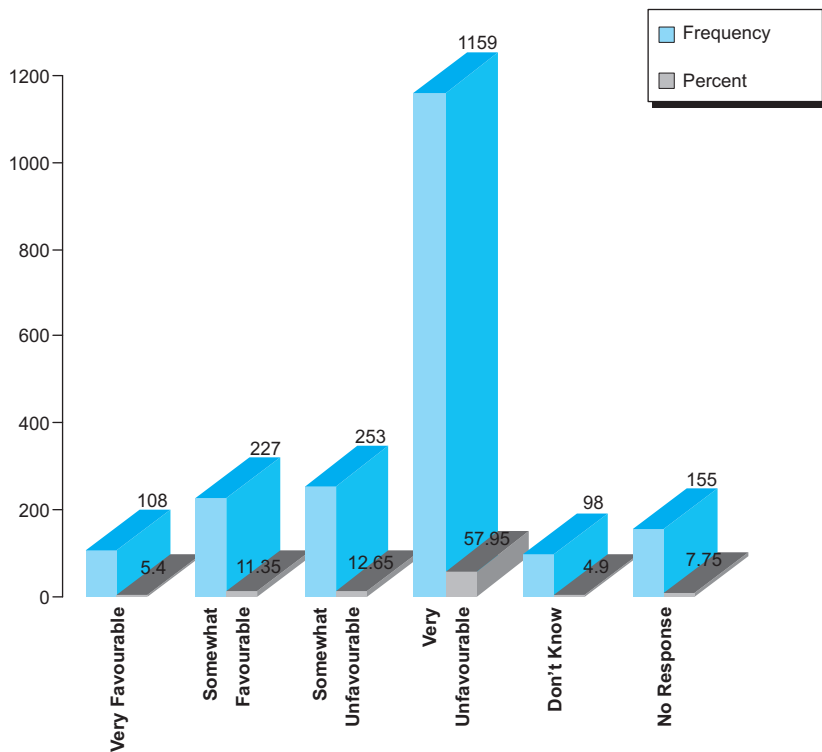


USA	Frequency	Percent
Very Favourable	59	2.95
Somewhat Favourable	127	6.35
Somewhat Unfavourable	237	11.85
Very Unfavourable	1324	66.2
Don't Know	89	4.45
No Response	164	8.2
Total	2000	100





UK	Frequency	Percent
Very Favourable	108	5.4
Somewhat Favourable	227	11.35
Somewhat Unfavourable	253	12.65
Very Unfavourable	1159	57.95
Don't Know	98	4.9
No Response	155	7.75
Total	2000	100

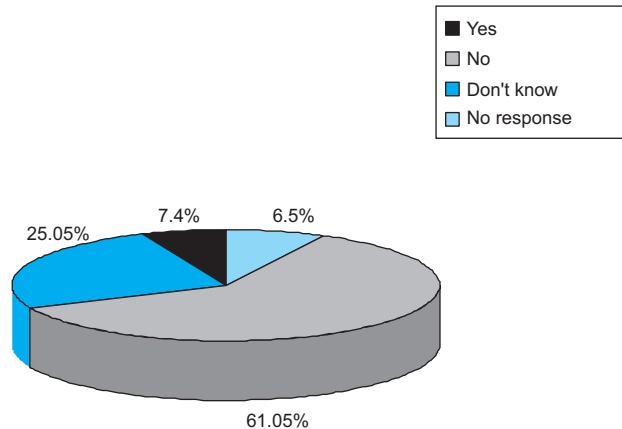




Opinion about the United Kingdom

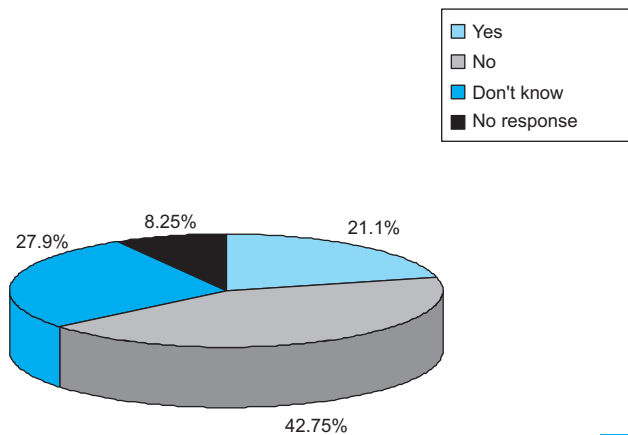
Do you think that the UK: (Separately for each statement)

UK helps to make the world peaceful and stable	Frequency	Percent
Yes	148	7.4
No	1221	61.05
Don't know	501	25.05
No response	130	6.5
Total	2000	100



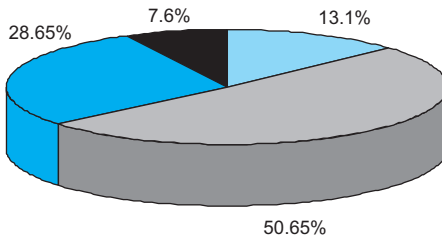
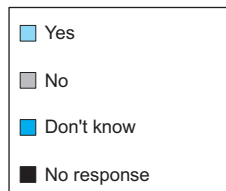
SURVEY FINDINGS - 2008

UK values the UN	Frequency	Percent
Yes	422	21.1
No	855	42.75
Don't know	558	27.9
No response	165	8.25
Total	2000	100



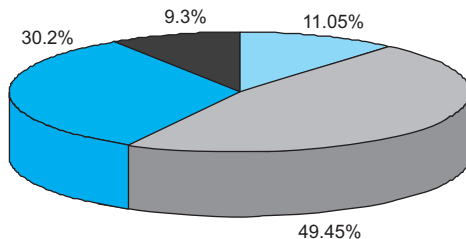


UK helps to make the world more prosperous	Frequency	Percent
Yes	262	13.1
No	1013	50.65
Don't know	573	28.65
No response	152	7.6
Total	2000	100



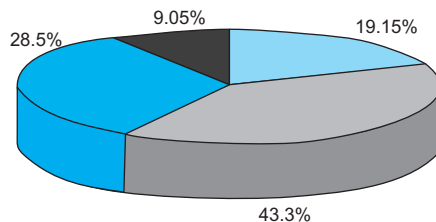
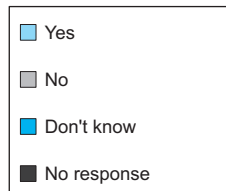
SURVEY FINDINGS - 2008

UK safeguards global environment	Frequency	Percent
Yes	221	11.05
No	989	49.45
Don't know	604	30.2
No response	186	9.3
Total	2000	100



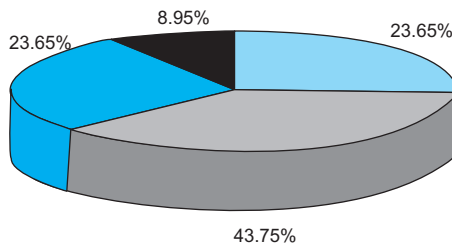


UK promotes respect for democratic values	Frequency	Percent
Yes	383	19.15
No	866	43.3
Don't know	570	28.5
No response	181	9.05
Total	2000	100



SURVEY FINDINGS - 2008

UK promotes respect for Human Rights	Frequency	Percent
Yes	473	23.65
No	875	43.75
Don't know	473	23.65
No response	179	8.95
Total	2000	100

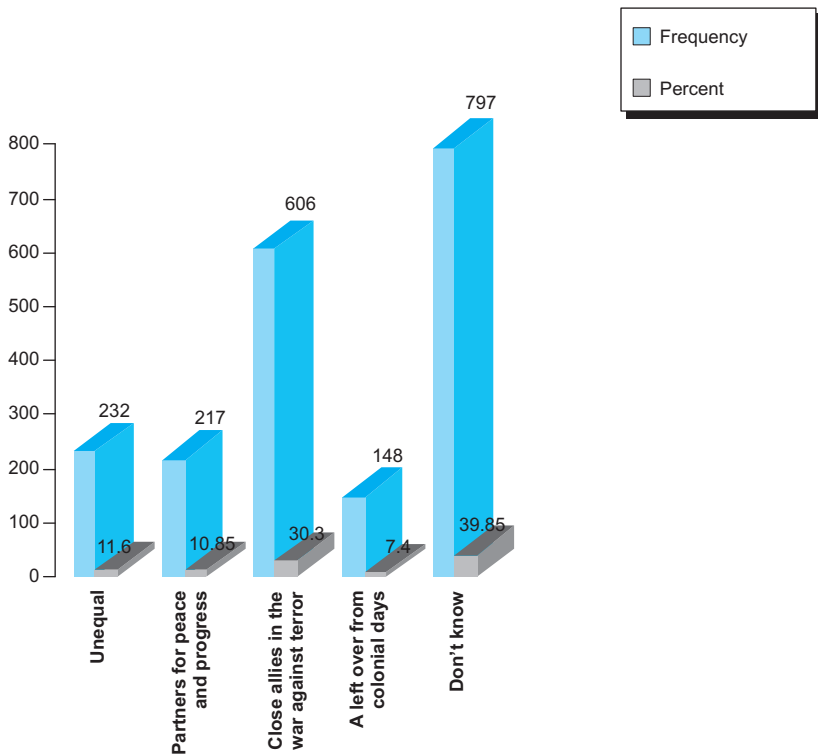




Which of the following best describes the UK's relationship with Pakistan?

Pak-UK Relations	Frequency	Percent
Unequal	232	11.6
Partners for peace and progress	217	10.85
Close allies in the 'war against terror'	606	30.3
A left over from colonial days	148	7.4
Others	797	39.85
Total	2000	100

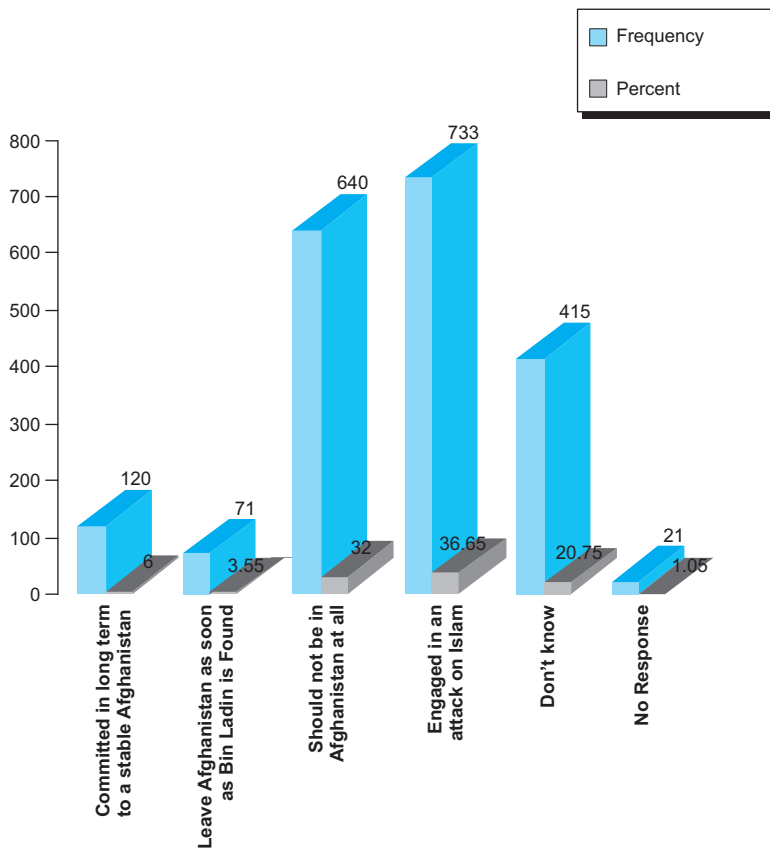
SURVEY FINDINGS - 2008





Which of the following best describes the UK's involvement in Afghanistan?

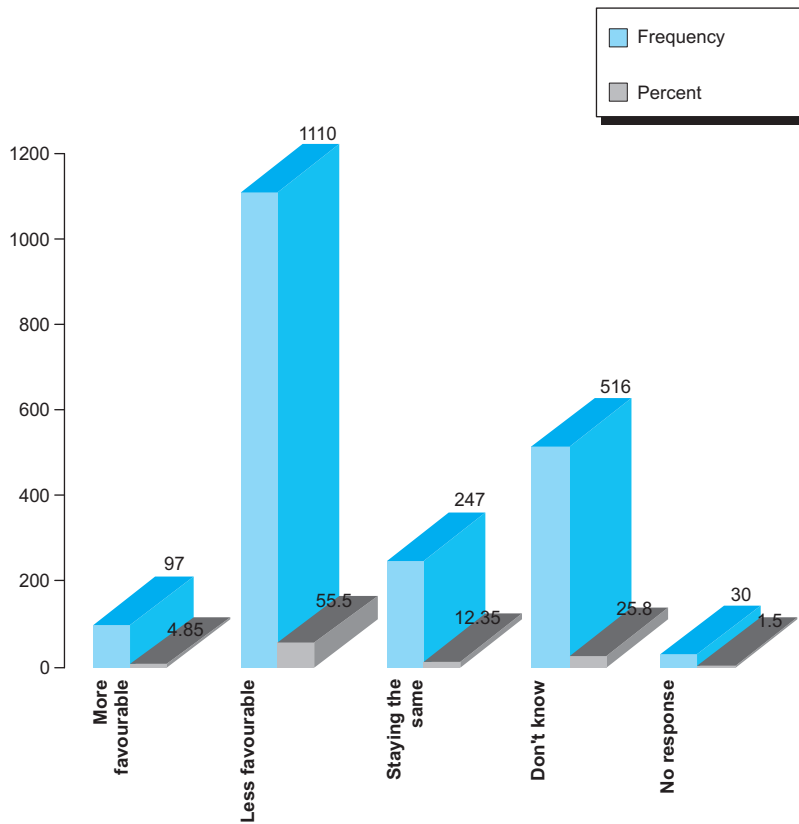
Best Describes UK's involvement in Afghanistan	Frequency	Percent
Committed in long term to a stable Afghanistan	120	6
Leave Afghanistan as soon as Bin Ladin is Found	71	3.55
Should not be in Afghanistan at all	640	32
Engaged in an attack on Islam	733	36.65
Don't know	415	20.75
No Response	21	1.05
Total	2000	100





Is your opinion of the UK generally getting more favourable, less favourable or staying the same?

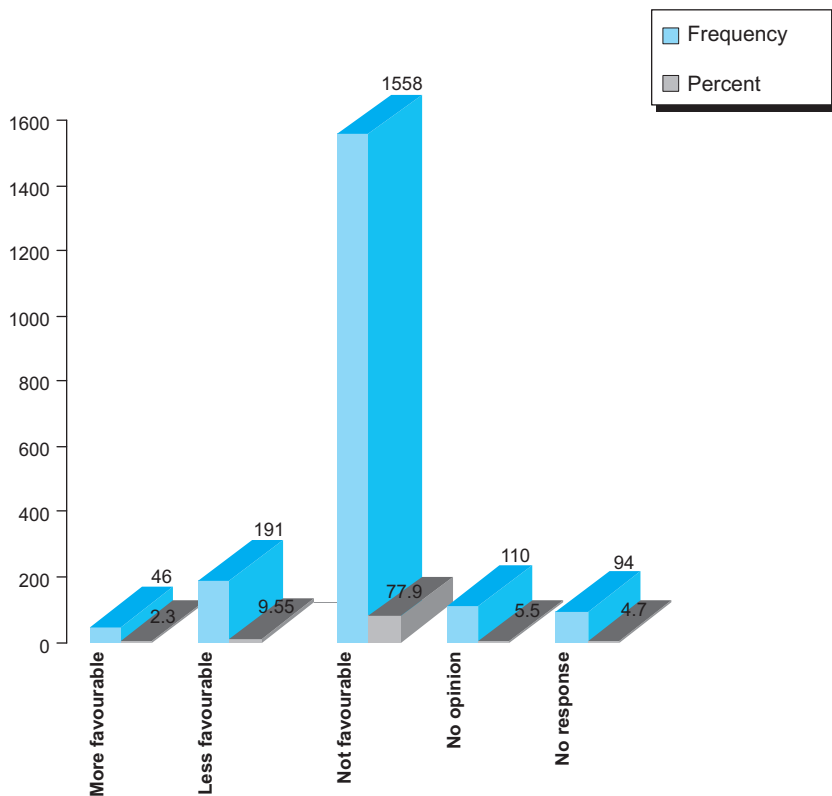
Your Opinion about UK	Frequency	Percent
More favourable	97	4.85
Less favourable	1110	55.5
Staying the same	247	12.35
Don't know	516	25.8
No response	30	1.5
Total	2000	100





What is your opinion on the UK's role in Iraq?

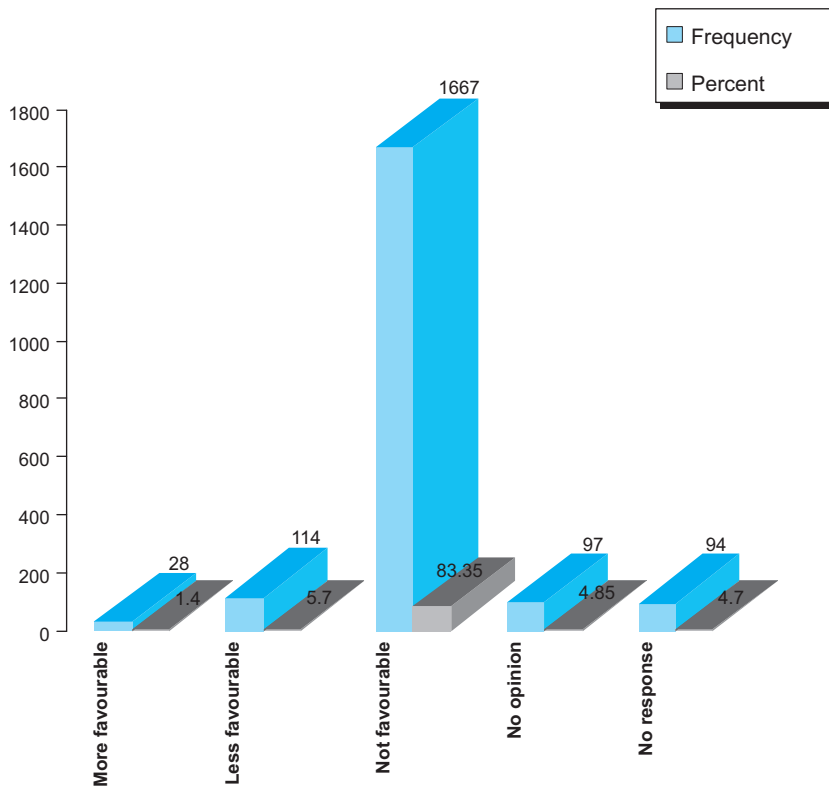
Response	Frequency	Percent
More favourable	46	2.3
Less favourable	192	9.60
Not favourable	1558	77.9
No opinion	110	5.5
No response	94	4.7
Total	2000	100





What is your opinion on the US's role in Iraq?

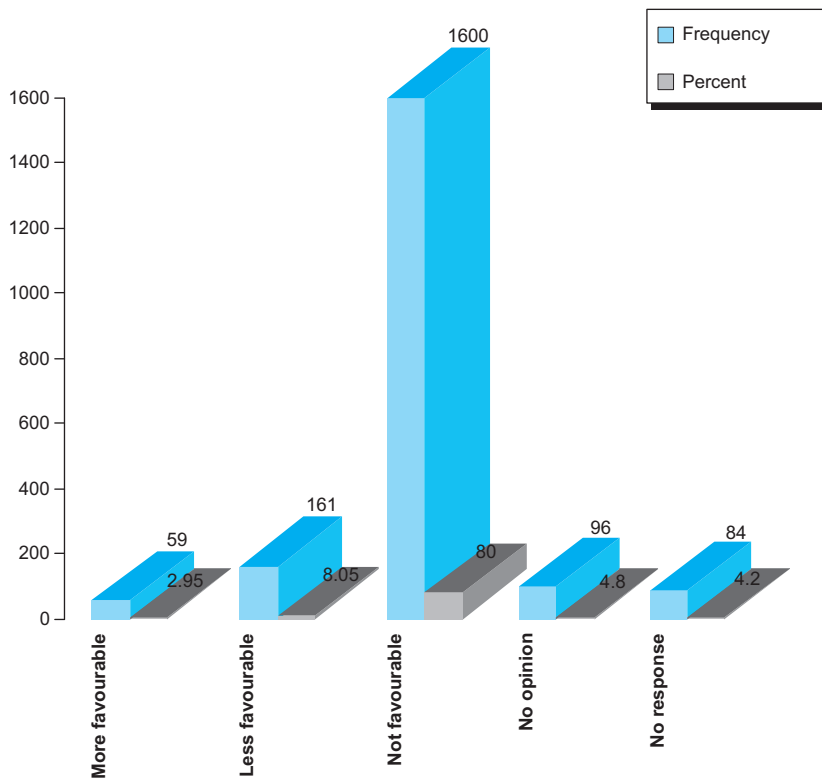
Response	Frequency	Percent
More favourable	28	1.4
Less favourable	114	5.7
Not favourable	1667	83.35
No opinion	97	4.85
No response	94	4.7
Total	2000	100





What is your opinion on the UK's role in Afghanistan?

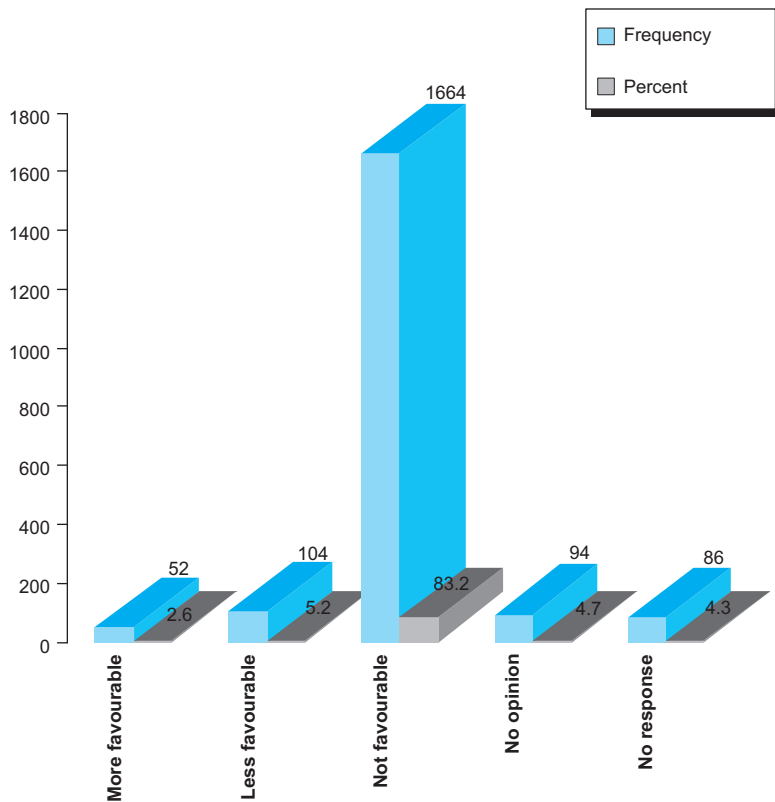
Response	Frequency	Percent
More favourable	59	2.95
Less favourable	161	8.05
Not favourable	1600	80
No opinion	96	4.8
No response	84	4.2
Total	2000	100





What is your opinion on the US's role in Afghanistan?

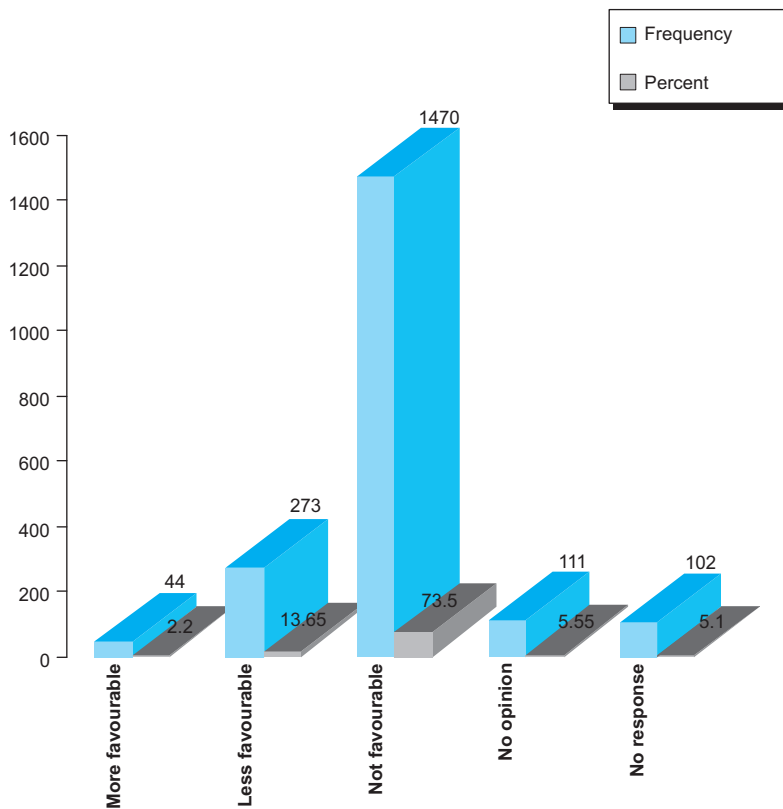
Response	Frequency	Percent
More favourable	52	2.6
Less favourable	104	5.2
Not favourable	1664	83.2
No opinion	94	4.7
No response	86	4.3
Total	2000	100





What is your opinion on the UK's attitude towards Islamic world?

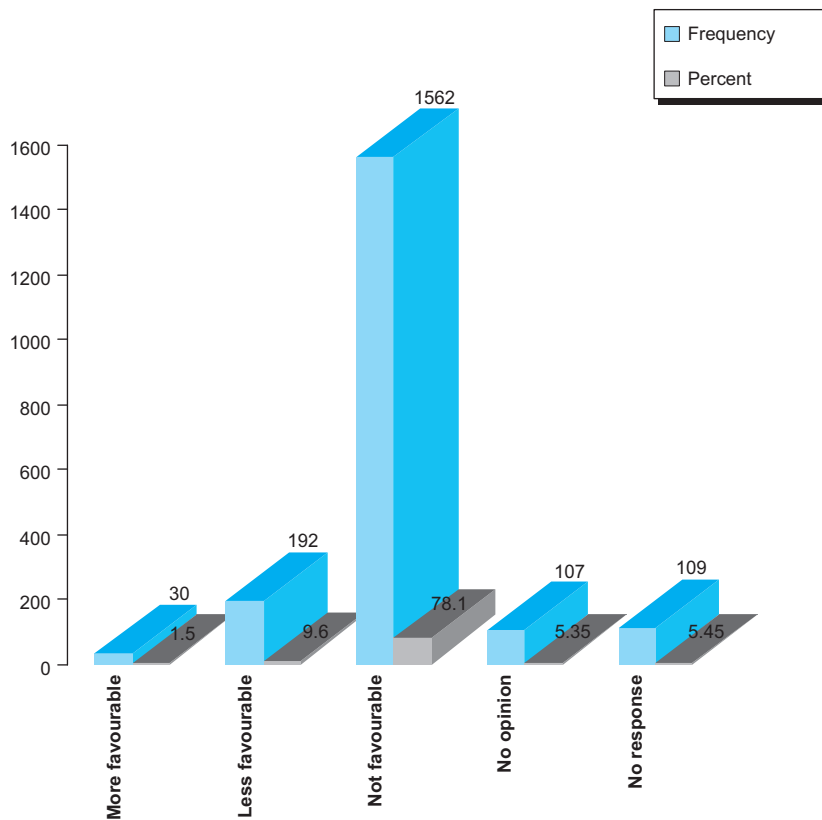
Response	Frequency	Percent
More favourable	44	2.2
Less favourable	273	13.65
Not favourable	1470	73.5
No opinion	111	5.55
No response	102	5.1
Total	2000	100





What is your opinion on the US's attitude towards Islamic world?

Response	Frequency	Percent
More favourable	30	1.5
Less favourable	192	9.6
Not favourable	1562	78.1
No opinion	107	5.35
No response	109	5.45
Total	2000	100





Changes from the 2007 Opinion Poll

Main changes form 2007-2008

Support Honour Killing

Support for extending the Political Parties Act into the FATA

Illiteracy is the major factor leading to extremism

Security in the FATA is best achieved through local tribes

Afghan Refugees undermine Pakistani security

FATA should be fully integrated into NWFP

FATA should become a separate province of Pakistan

2007	2008	Change
67.24%	24.72%	- 42.49%
49.9%	63.2%	+13.3%
44.8%	21.2%	- 23.6%
61.2%	32.4%	- 28.8%
38.9%	50.15%	+11.25%
20.76%	34.00%	+14.24%
34.29%	19.8%	-14.49%

'Understanding FATA' Volume II

PDF version of the report can be downloaded from

www.understandingfata.org

&

www.camp.org.pk



Community Appraisal & Motivation Programme (CAMP), is a registered national non-profit organization, which aims to promote the culture of peace, sustainable development and endeavours for human rights and social change. It has thoroughly experienced and mastered research oriented multi-sectoral social development programmes, for the marginalised and conflict-ridden communities of FATA & NWFP.