

UNDERSTANDING

FATA

Attitudes Towards Governance, Religion & Society
in Pakistan's Federally Administered Tribal Areas



Volume III





**Copyright © 2009 by
Community Appraisal & Motivation Programme
(CAMP)
UNDERSTANDING FATA
Attitudes towards Governance, Religion and
Society in Pakistan's Federally Administered Tribal Areas**

All rights reserved

**Citation, reproduction and or translation of this publication,
in whole or in part, for educational or other non-commercial
purposes is authorised but with written permission,
provided the source is fully acknowledged.**

**Free copies available from
Community Appraisal & Motivation Programme (CAMP)
House # 7-A, Service Road, E-11/4, Islamabad
Tel: +92 51 2222014 Fax: +92 51 2222015
camp@camp.org.pk & info@understandingfata.org**

**Download from
www.understandingfata.org
www.camp.org.pk**

Disclaimer:

"This publication was made possible with support provided by the British High Commission. The opinions expressed here are those of the author and do not necessarily reflect the views of the British High Commission."

Table of Contents

PREFACE	01
EXECUTIVE SUMMARY	02
SURVEY FINDINGS	04
SOURCE OF INFORMATION	05
POLITICAL ISSUES	38
RELIGION	71
RELIGION AND POLITICS	78
AFGHAN REFUGEES	91
OPINION ON WESTERN COUNTRIES	104
UN AND PAKISTAN RELATIONSHIP	109
DEMOGRAPHICS	158

PREFACE

I would like to express my gratitude to all those whose hard work made this 2009 round of opinion polling possible. First, to the **4000** tribesmen and women who willingly participated in this survey with great interest. Secondly, to the many survey enumerators, data operators and composers, who helped generate these findings and designed the layout of the report. I am deeply indebted to my Manager Research and Documentation, Riaz Ul Haq, who led the survey in the field and helped analysed the data, and Tahir Ali, Manager Development for his continuous support. Thanks to my team at CAMP for their help at different times throughout the survey.

And finally, I would like to extend my gratitude and appreciation to the British High Commission for supporting this project, in particular Alexander Evans, Catherine Allum, Simon Rawson, Amna Jatoi, Cat Evans and Rosie Dyas for their technical support, interest and valuable hints.

Naveed Ahmad Shinwari

Chief Executive

CAMP

EXECUTIVE SUMMARY

The Community Appraisal & Motivation Programme (CAMP) has been conducting opinion polls with the people of FATA since 2007. This has been possible due to CAMP's acceptability in the area and trust among the local communities. The polls have brought forward views on wide-ranging issues including governance, religion and society, human rights and the international community - opinions that the outside world knows little about.

As the name suggests, 'Understanding FATA' is a sincere attempt to provide a better understanding of what the people of FATA want, and what they think of issues that matter to them. The thoughts and feelings expressed through the poll will influence policy decisions within Pakistan and abroad.

4,000 adult men and women took part in the 2009 poll, which was conducted across the seven tribal agencies and three Frontier Regions of the FATA. The poll used proportionate stratified sampling and included 40% women, compared to 29.5% women in the 2008 poll.

Key findings from the poll are:


- An overwhelming 55.3% people were of the opinion that things in Pakistan are not going in the right direction, while only 16.7% felt they are going in the right direction. This shows the general despair among people in FATA.
- Over 28% believed that the biggest problem facing Pakistan is terrorism and security, while the biggest problems facing the FATA, according to 13.93% is unemployment.
- On the most important services that the Government of Pakistan should be providing, an overwhelming 62.9% said security, followed by electricity and tackling terrorism. Compared to the 2008 poll, the number of people who thought security is the most important has nearly doubled reflecting the need for better security in the area.
- Regarding a question on the status of FATA, 21.8% want to keep the current arrangements while 19.4% want FATA to be fully integrated into NWFP. The latter is an interesting change from the 2008 poll, in which 34% would have liked to see the FATA integrated into NWFP.

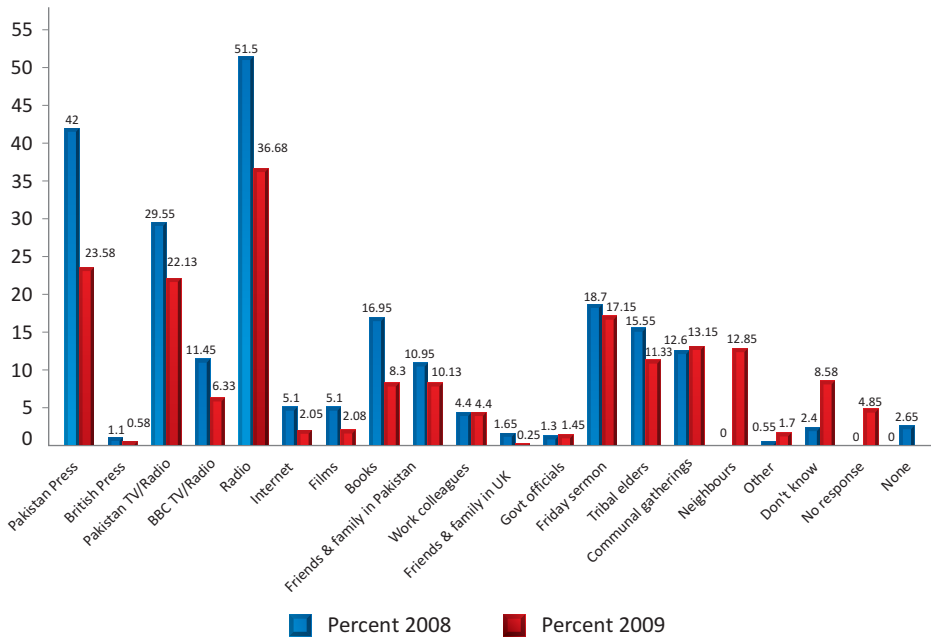
- Voicing their opinion on Swat, an overwhelming majority said political deals should be done with Sufi Muhammad, the militant commanders, and the law should be changed bringing in the Qazi courts. A smaller percentage was in favour of the army/security force operations to defeat militants. The poll was conducted before the failed peace deal in Swat in April 2009, after which the Army landed a military offensive.
- 62 % are of the opinion that political parties should be allowed to organize and operate in the FATA, which is not much different from the opinion in 2008. The poll was conducted before President Zardari announced a package of political reforms for FATA in August 2009, though they have still to be implemented.
- On human rights, respondents ranked democracy, independence of judiciary and women rights as the biggest human rights issues in Pakistan. An interesting change since 2008 was that more people in the 2009 poll thought women's rights was a big human rights issue in the country.
- The Radio is the most valued among the sources of information, followed by television and newspapers, revealing that the media is an important source of information in FATA.
- A question on whether Afghan refugees' should return to Afghanistan, an overwhelming 71% said they should - not much of a change in sentiments since 2008.
- It is interesting to note that despite the deteriorating security situation in FATA, fewer people said they wanted to emigrate if given an opportunity. Approximately 34% want to emigrate if given the opportunity, while 46.1% would not like to emigrate.
- An intriguing finding came from the question on what they would like for their children. The opinion for boys did not change much from the 2008 poll; in 2009 the respondents still wanted more education, more employment opportunities and more security. For girls however, while more security and more education were at the top, the need for pardah went up by 20% since the 2008 opinion poll.
- Answering a question on whether there is any justification in Islam for suicide bombing, over 42% felt it is never justified while 7.2% felt it was often justified.

There is a small change in the opinion of the people of FATA between 2008 and 2009. However it is clear that security and unemployment came up as issues that need to be prioritized.

SURVEY FINDINGS 2009

SOURCES OF INFORMATION

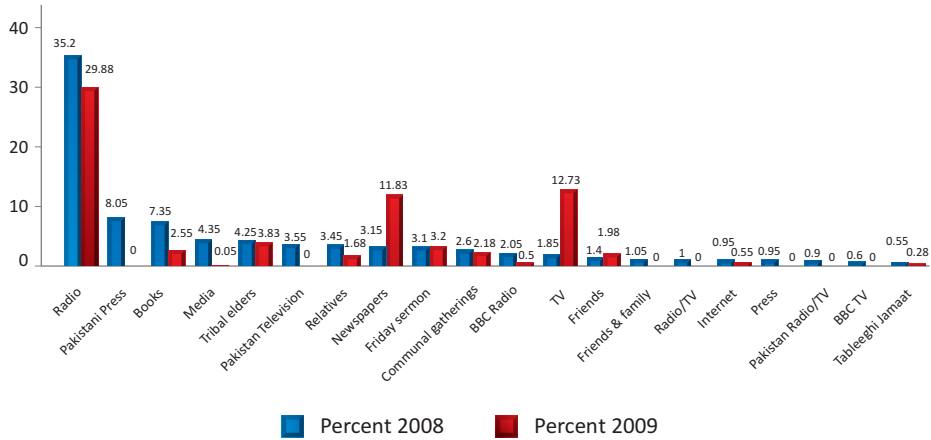


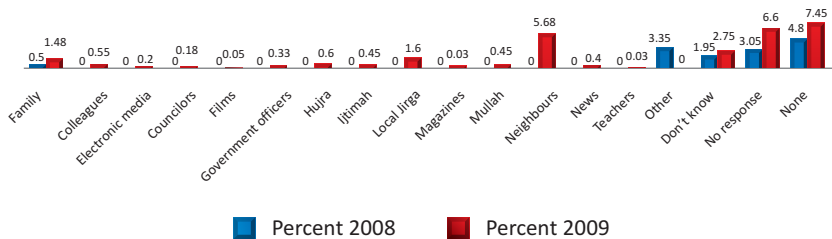


Which sources of information do you value the most?

Response	Percent 2008	Percent 2009
Radio	35.2	29.88
Pakistani Press	8.05	0
Books	7.35	2.55
Media	4.35	0.05
Tribal elders	4.25	3.83
Pakistan Television	3.55	0
Relatives	3.45	1.68
Newspapers	3.15	11.83
Friday sermon	3.1	3.2
Communal gatherings	2.6	2.18
BBC Radio	2.05	0.5
TV	1.85	12.73
Friends	1.4	1.98
Friends & family	1.05	0
Radio/TV	1	0
Internet	0.95	0.55
Press	0.95	0
Pakistan Radio/TV	0.9	0
BBC TV	0.6	0
Tableeghi Jamaat	0.55	0.28

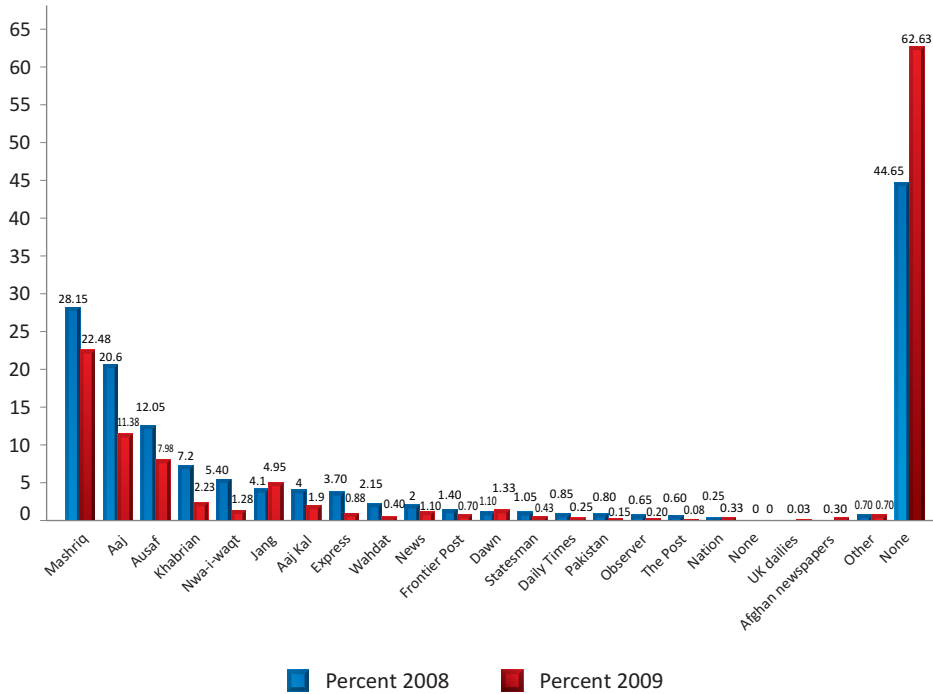
Family	0.5	1.48
Colleagues	0	0.55
Electronic media	0	0.2
Councilors	0	0.18
Films	0	0.05
Government officers	0	0.33
Hujra	0	0.6
Ijtimah	0	0.45
Local Jirga	0	1.6
Magazines	0	0.03
Mullah	0	0.45
Neighbours	0	5.68
News	0	0.4
Teachers	0	0.03
Other	3.35	0
Don't know	1.95	2.75
No response	3.05	6.6
None	4.8	7.45
Total	100	100





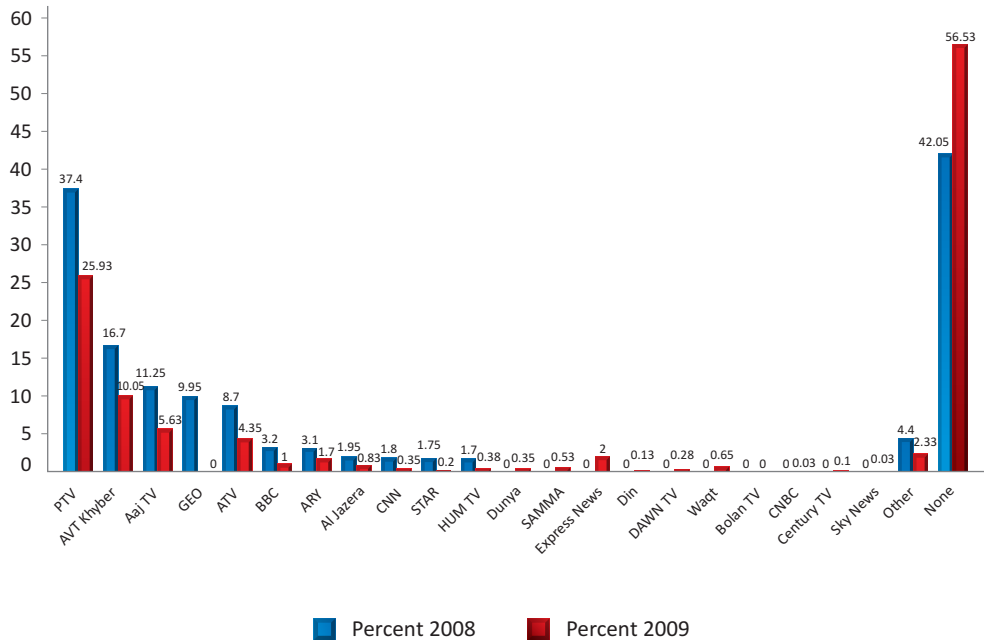
Which newspapers do you read regularly?

Response	Percent 2008	Percent 2009
Mashriq	28.15	22.48
Aaj	20.6	11.38
Ausaf	12.05	7.98
Khabrain	7.2	2.23
Nawa-i-Waqt	5.4	1.28
Jang	4.1	4.95
Aaj Kal	4	1.9
Express	3.7	0.88
Wahdat	2.15	0.4
The News	2	1.1
Frontier Post	1.4	0.7
Dawn	1.1	1.33
Statesman	1.05	0.43
Daily Times	0.85	0.25
Pakistan	0.8	0.15
Observer	0.65	0.2
The Post	0.6	0.08
The Nation	0.25	0.33
UK dailies	0	0.03
Afghan newspapers	0	0.3
Other	0.7	0.7
None	44.65	62.63



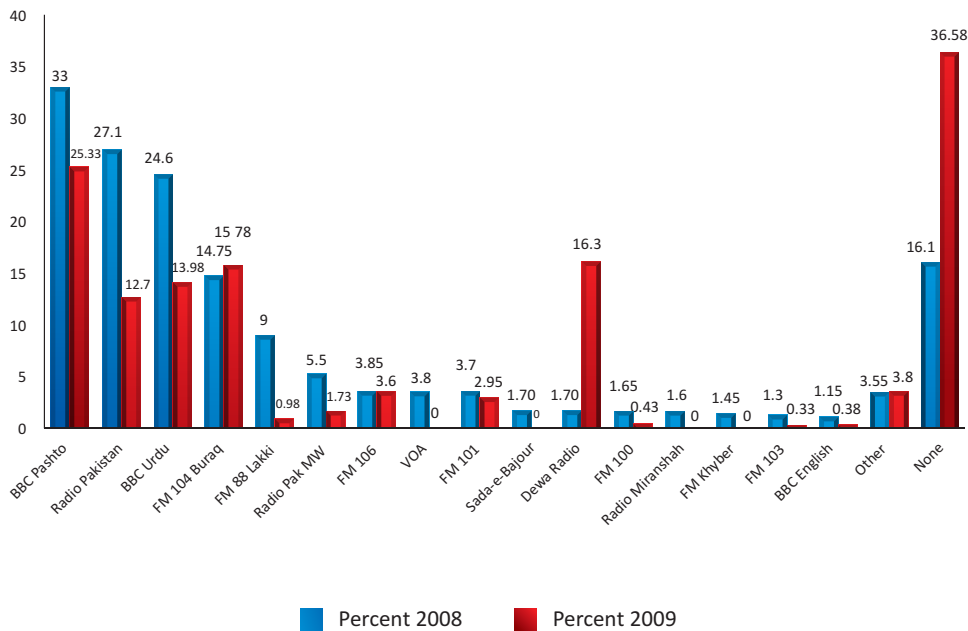
Which television stations do you watch regularly?

Response	Percent 2008	Percent 2009
PTV	37.4	25.93
AVT Khyber	16.7	10.05
Aaj TV	11.25	5.63
GEO	9.95	0
ATV	8.7	4.35
BBC	3.2	1
ARY	3.1	1.7
Al Jazeera	1.95	0.83
CNN	1.8	0.35
STAR	1.75	0.2
HUM TV	1.7	0.38
Dunya	0	0.35
SAMMA	0	0.53
Express News	0	2
Din TV	0	0.13
DAWN TV	0	0.28
Waqt TV	0	0.65
Bolan TV	0	0
CNBC	0	0.03
Century TV	0	0.1
Sky News	0	0.03
Other	4.4	2.33
None	42.05	56.53



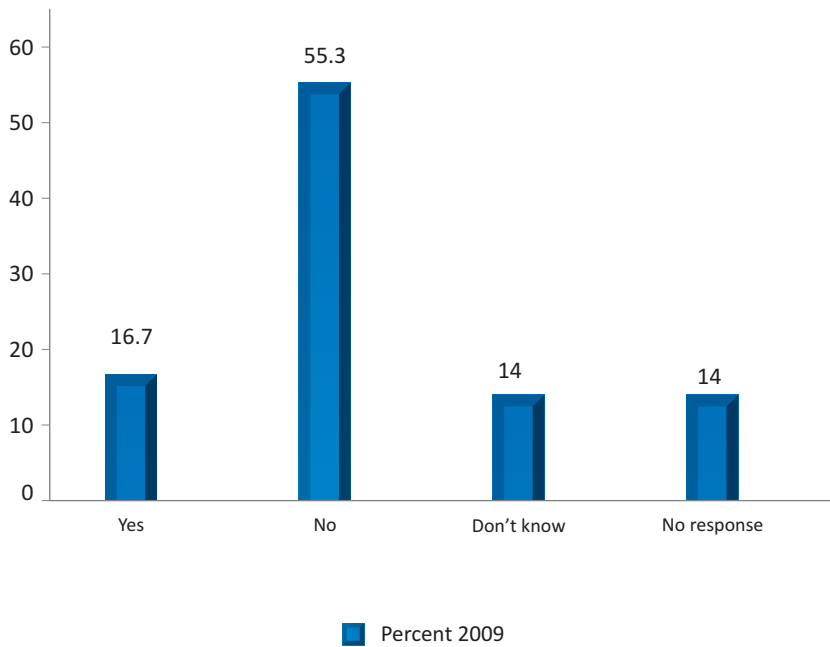
Which Radio stations do you listen to regularly?

Response	Percent 2008	Percent 2009
BBC Pashto	33	25.33
Radio Pakistan	27.1	12.7
BBC Urdu	24.6	13.98
FM 104 Buraq	14.75	15.78
FM 88 Lakki	9	0.98
Radio PaK MW	5.5	1.73
FM 106	3.85	3.6
VOA	3.8	0
FM 101	3.7	2.95
Sada-e-Bajour	1.7	0
Dewa Radio	1.7	16.3
FM 100	1.65	0.43
Radio Miranshah	1.6	0
FM Khyber	1.45	0
FM 103	1.3	0.33
BBC English	1.15	0.38
Other	3.55	3.8
None	16.1	36.58



Do you think things in Pakistan are going in the right direction?

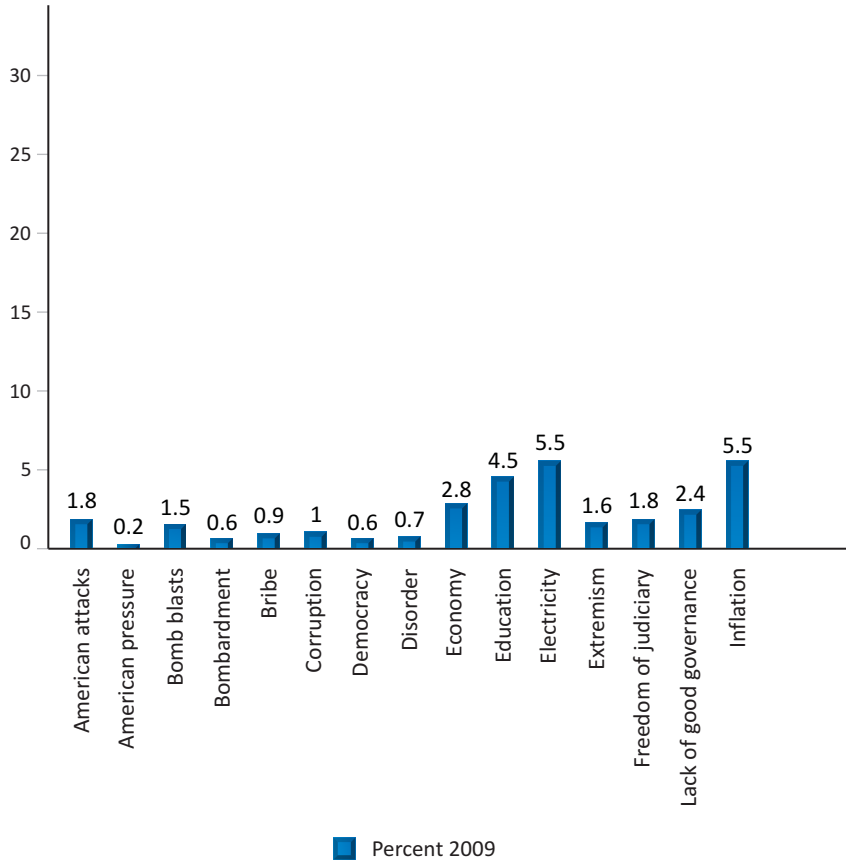
Response	Percent 2009
Yes	16.7
No	55.3
Don't know	14
No response	14
Total	100

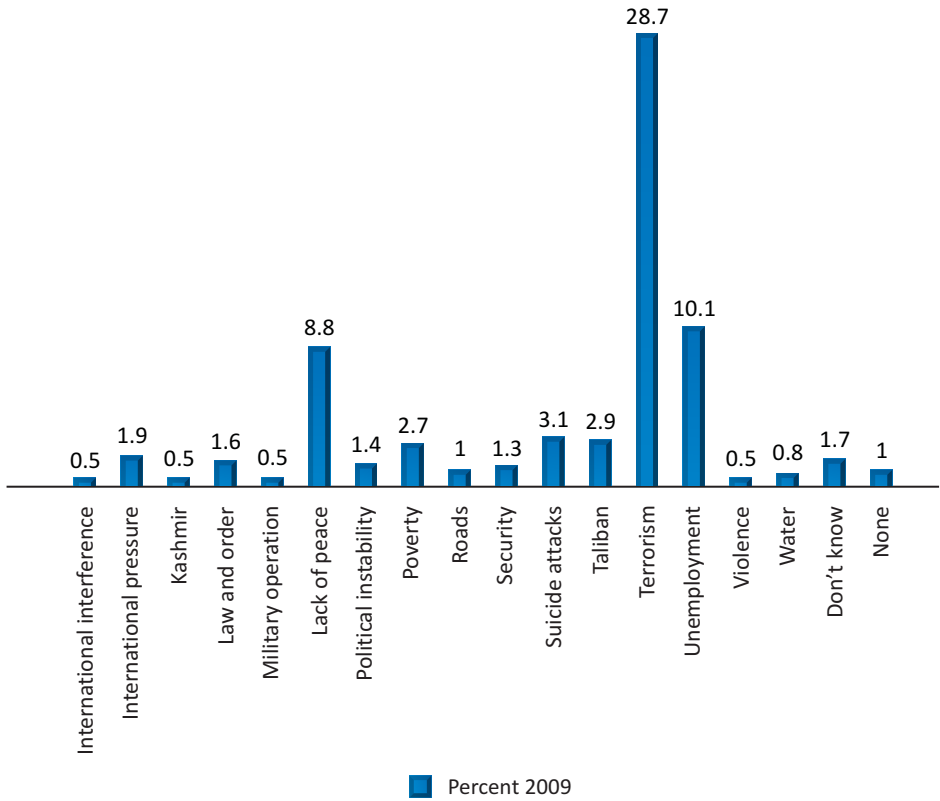


In your opinion what is the biggest problem facing Pakistan?

Response	Percent 2009
American attacks	1.8
American pressure	0.2
Bomb blasts	1.5
Bombardment	0.6
Bribe	0.9
Corruption	1
Democracy	0.6
Disorder	0.7
Economy	2.8
Education	4.5
Electricity	5.5
Extremism	1.6
Freedom of judiciary	1.8
Lack of good governance	2.4
Inflation	5.5
International interference	0.5
International pressure	1.9
Kashmir	0.5
Law and order	1.6
Military operation	0.5
Lack of peace	8.8
Political instability	1.4
Poverty	2.7

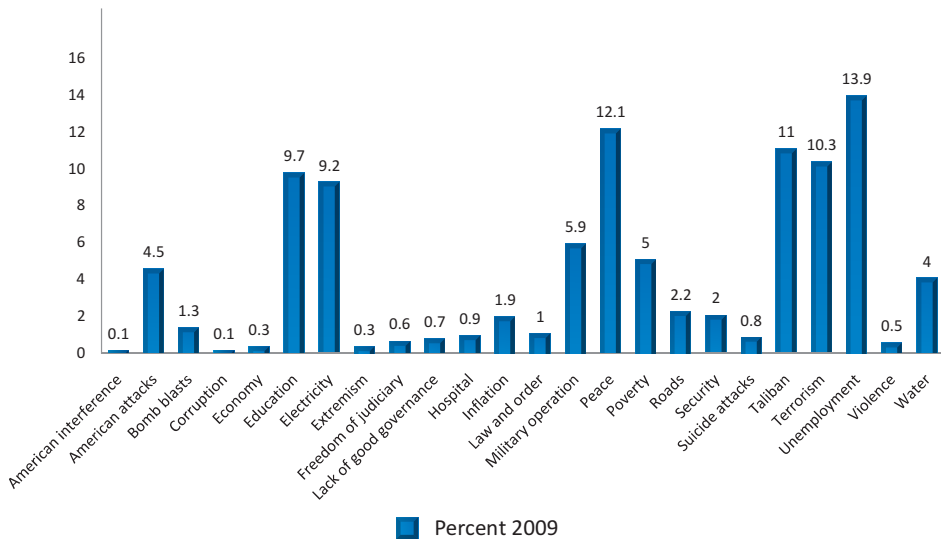
Roads	1
Security	1.3
Suicide attacks	3.1
Taliban	2.9
Terrorism	28.7
Unemployment	10.1
Violence	0.5
Water	0.8
Don't know	1.7
None	1
Total	100





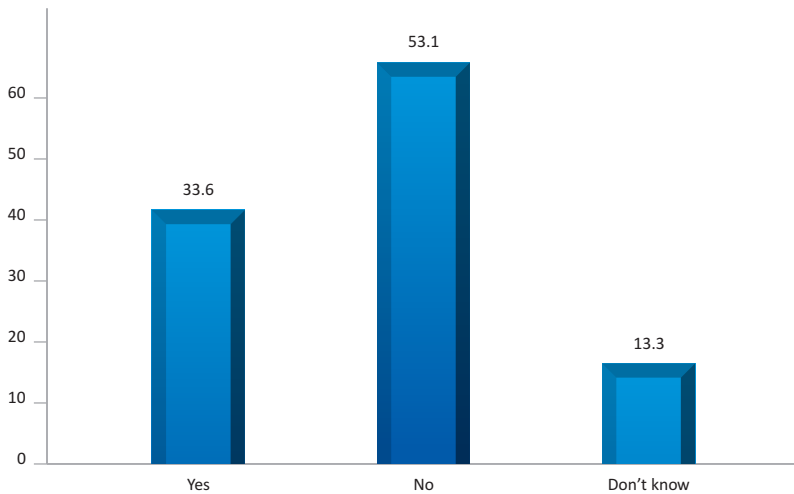
In your opinion what is the biggest problem facing FATA?

Response	Percent 2009
American interference	0.1
American attacks	4.5
Bomb blasts	1.3
Corruption	0.1
Economy	0.3
Education	9.7
Electricity	9.2
Extremism	0.3
Freedom of judiciary	0.6
Lack of good governance	0.7
Hospital	0.9
Inflation	1.9
Law and order	1
Military operation	5.9
Peace	12.1
Poverty	5
Roads	2.2
Security	2
Suicide attacks	0.8
Taliban	11
Terrorism	10.3
Unemployment	13.9
Violence	0.5
Water	4
Don't know	0.5
None	1.4
Total	100



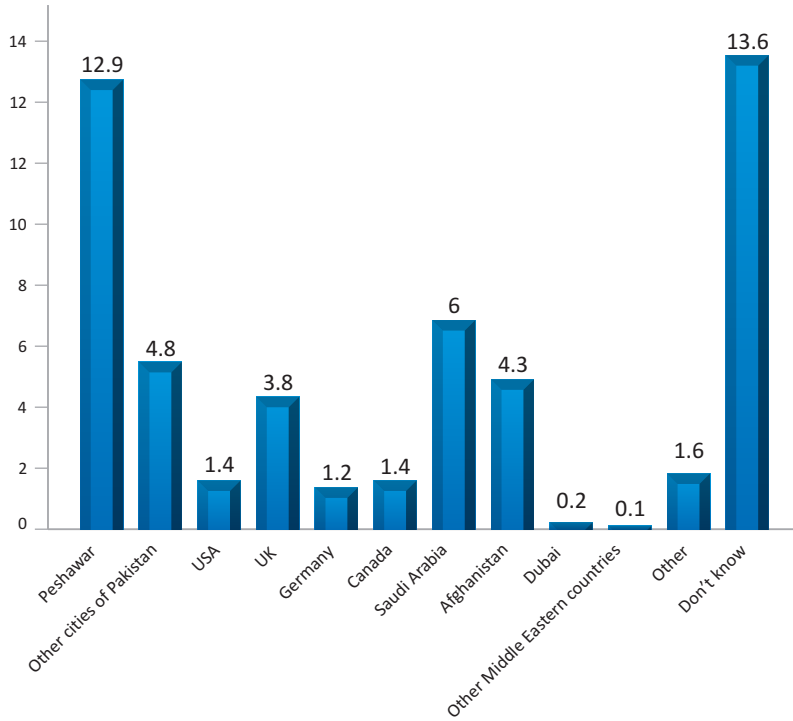
Would you live outside the FATA, if given the option to?

Response	Percent
Yes	33.6
No	53.1
Don't know	13.3
Total	100



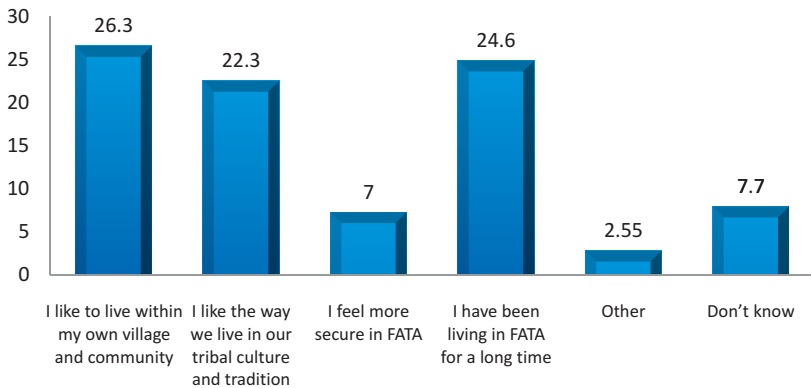
If yes, where would you prefer to live?

Response	Percent 2009
Peshawar	12.9
Other cities of Pakistan	4.8
USA	1.4
UK	3.8
Germany	1.2
Canada	1.4
Saudi Arabia	6
Afghanistan	4.3
Dubai	0.2
Other Middle Eastern countries	0.1
Other	1.6
Don't know	13.6



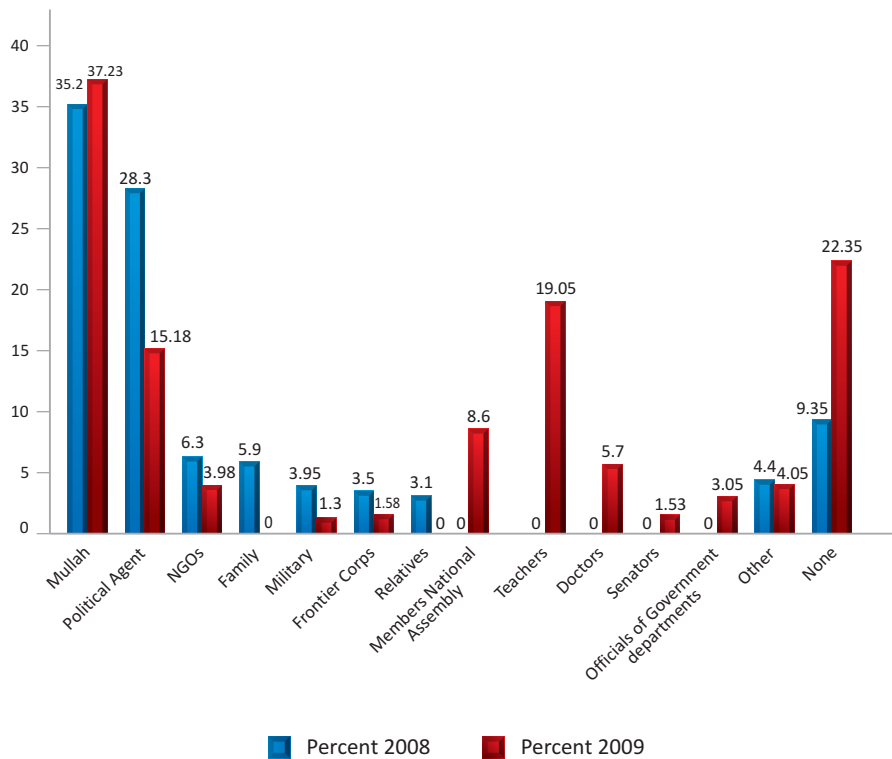
If no, why would you prefer to live in the FATA?

Response	Percent 2009
I like to live within my own village and community	26.3
I like the way we live in our tribal culture and tradition	22.3
I feel more secure in FATA	7
I have been living in FATA for a long time	24.6
Other	2.55
Don't know	7.7



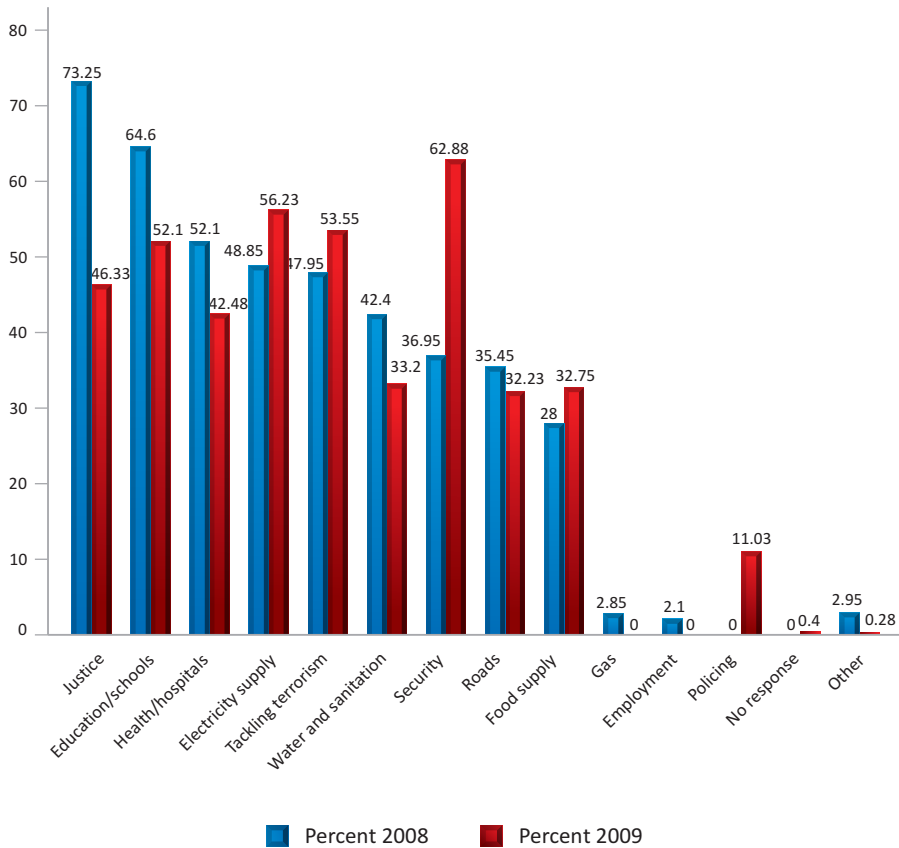
Who are you most in contact with?

Response	Percent 2008	Percent 2009
Mullah	35.2	37.23
Political Agent	28.3	15.18
NGOs	6.3	3.98
Family	5.9	0
Military	3.95	1.3
Frontier Corps	3.5	1.58
Relatives	3.1	0
Members National Assembly	0	8.6
Teachers	0	19.05
Doctors	0	5.7
Senators	0	1.53
Officials of Government departments	0	3.05
Other	4.4	4.05
None	9.35	22.35



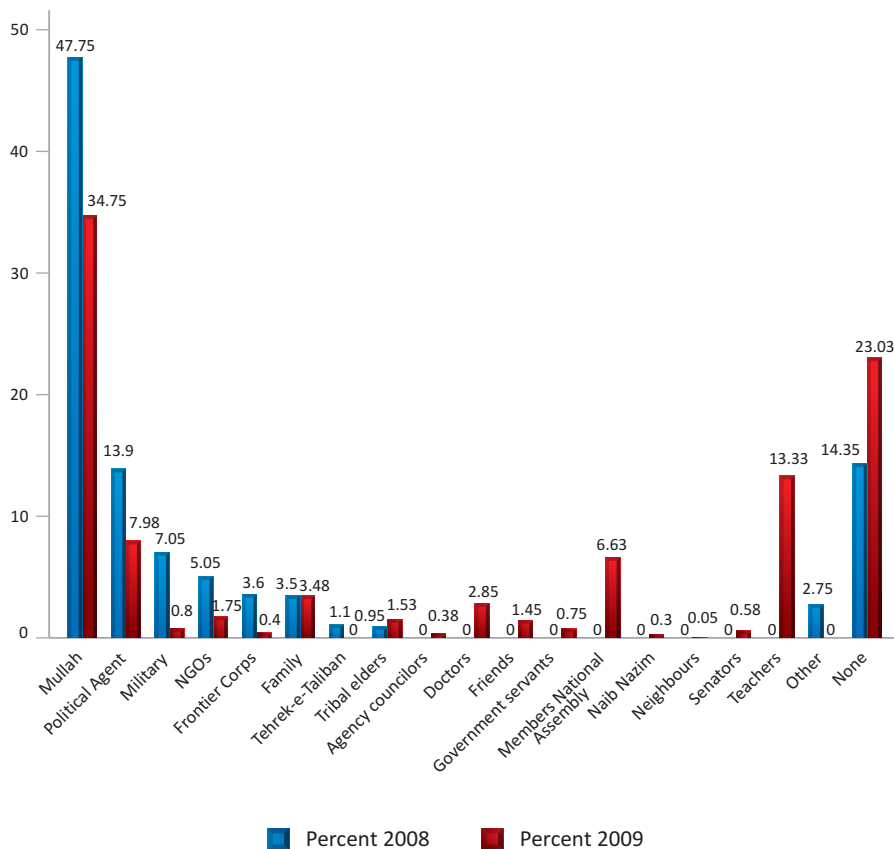
Which of the following are the most important services that the GoP should provide to your district?

Response	Percent 2008	Percent 2009
Justice	73.25	46.33
Education/schools	64.6	52.1
Health/hospitals	52.1	42.48
Electricity supply	48.85	56.23
Tackling terrorism	47.95	53.55
Water and sanitation	42.4	33.2
Security	36.95	62.88
Roads	35.45	32.23
Food supply	28	32.75
Gas	2.85	0
Employment	2.1	0
Policing	0	11.03
No response	0	0.4
Other	2.95	0.28



Which of the following do you trust the most?

Response	Percent 2008	Percent 2009
Mullah	47.75	34.75
Political Agent	13.9	7.98
Military	7.05	0.8
NGOs	5.05	1.75
Frontier Corps	3.6	0.4
Family	3.5	3.48
Tehrek-e-Taliban	1.1	0
Tribal elders	0.95	1.53
Agency councilors	0	0.38
Doctors	0	2.85
Friends	0	1.45
Government servants	0	0.75
Members National Assembly	0	6.63
Naib Nazim	0	0.3
Neighbours	0	0.05
Senators	0	0.58
Teachers	0	13.33
Other	2.75	0
None	14.35	23.03
Total	100	100

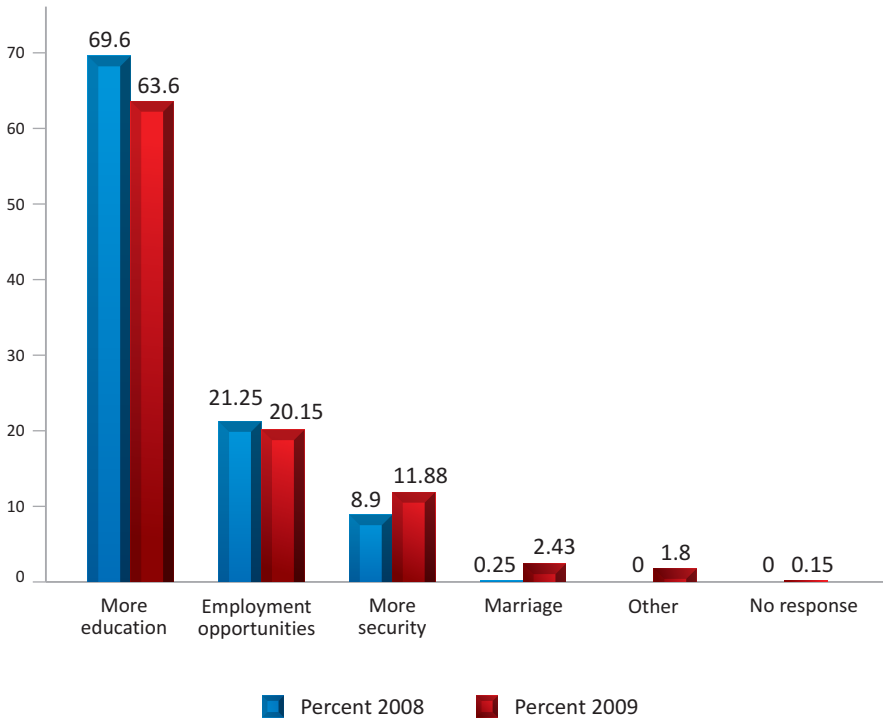


POLITICAL ISSUES

What do you want for your children?

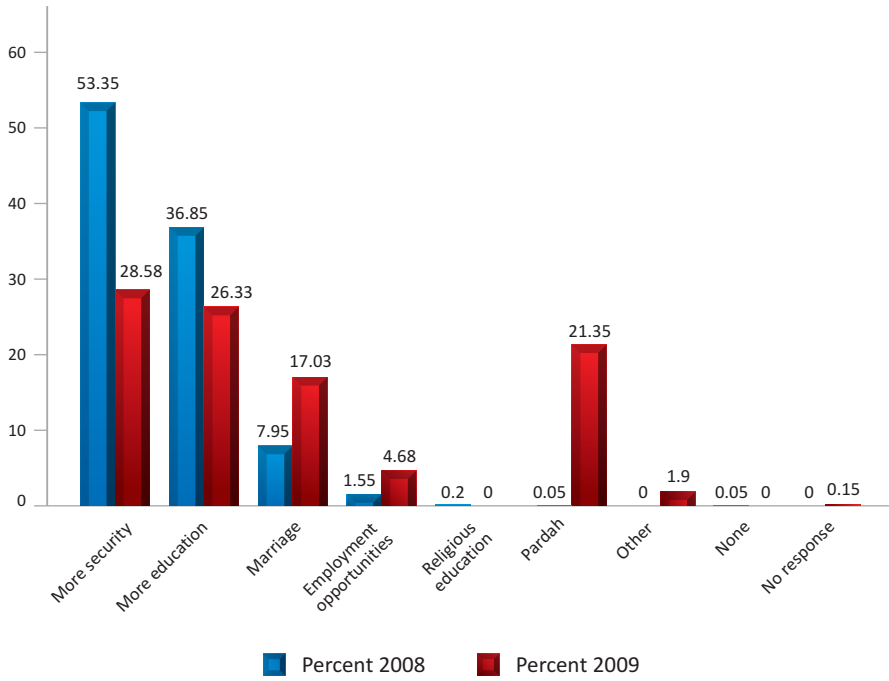
For boys

Response	Percent 2008	Percent 2009
More education	69.6	63.6
Employment opportunities	21.25	20.15
More security	8.9	11.88
Marriage	0.25	2.43
Other	0	1.8
No response	0	0.15
Total	100	100



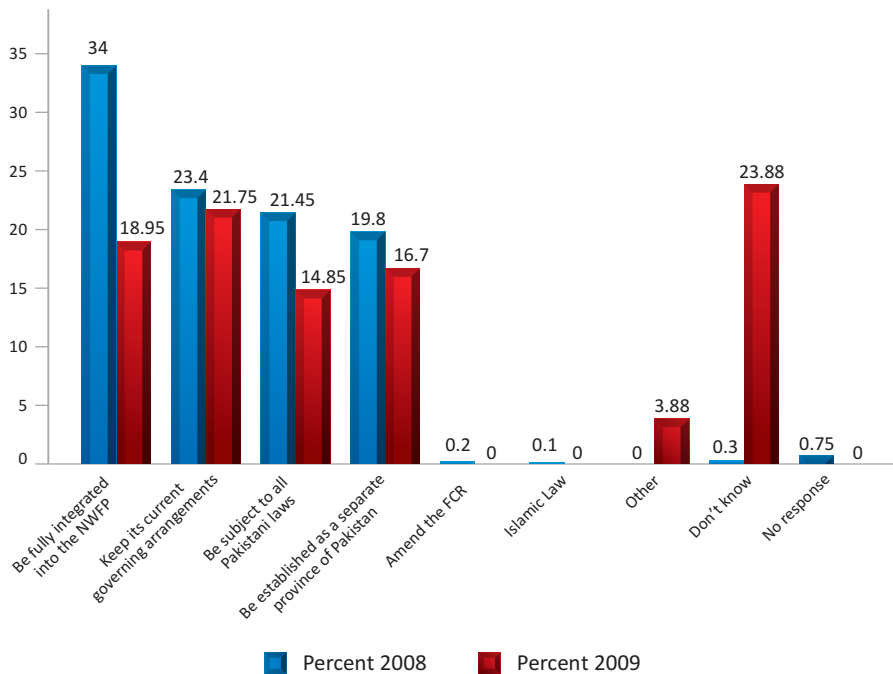
For girls

Response	Percent 2008	Percent 2009
More security	53.35	28.58
More education	36.85	26.33
Marriage	7.95	17.03
Employment opportunities	1.55	4.68
Religious education	0.2	0
Pardah	0.05	21.35
Other	0	1.9
None	0.05	0
No response	0	0.15
Total	100	100



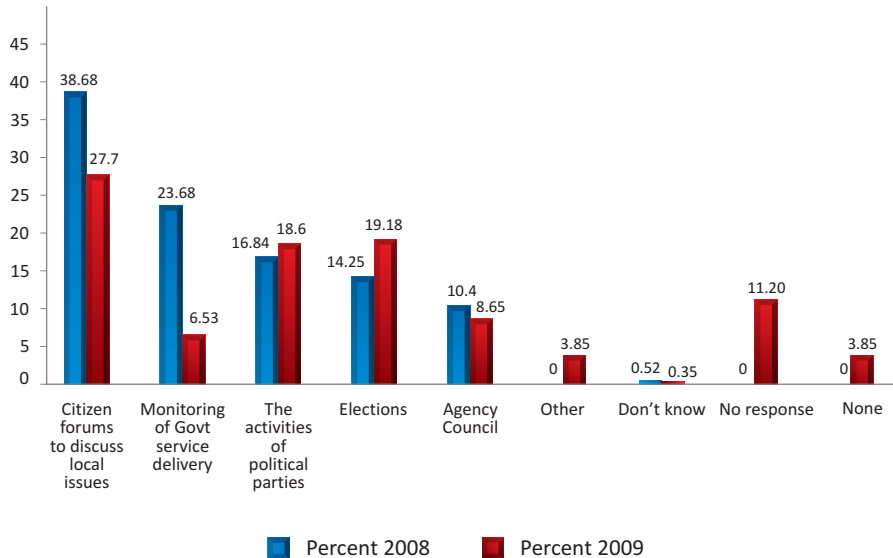
Should Pakistan's Federally Administered Tribal Areas:

Response	Percent 2008	Percent 2009
Be fully integrated into the NWFP	34	18.95
Keep its current governing arrangements	23.4	21.75
Be subject to all Pakistani laws	21.45	14.85
Be established as a separate province of Pakistan	19.8	16.7
Amend the FCR	0.2	0
Islamic Law	0.1	0
Other	0	3.88
Don't know	0.3	23.88
No response	0.75	0
Total	100	100



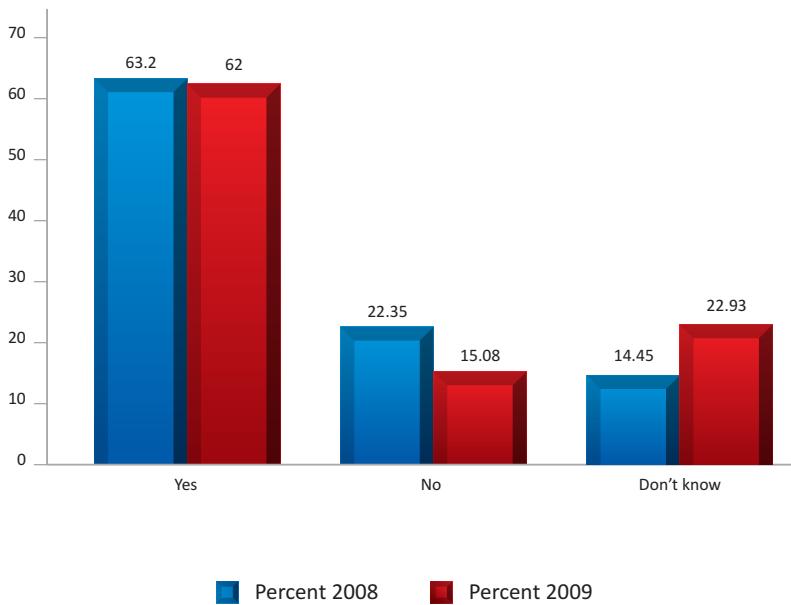
Would you like more opportunities to participate in:

Response	Percent 2008	Percent 2009
Citizen forums to discuss local issues	38.68	27.7
Monitoring of Govt service delivery	23.68	6.53
The activities of political parties	16.84	18.6
Elections	14.25	19.18
Agency Council	10.4	8.65
Other	0	3.85
Don't know	0.52	0.35
No response	0	11.2
None	0	3.85



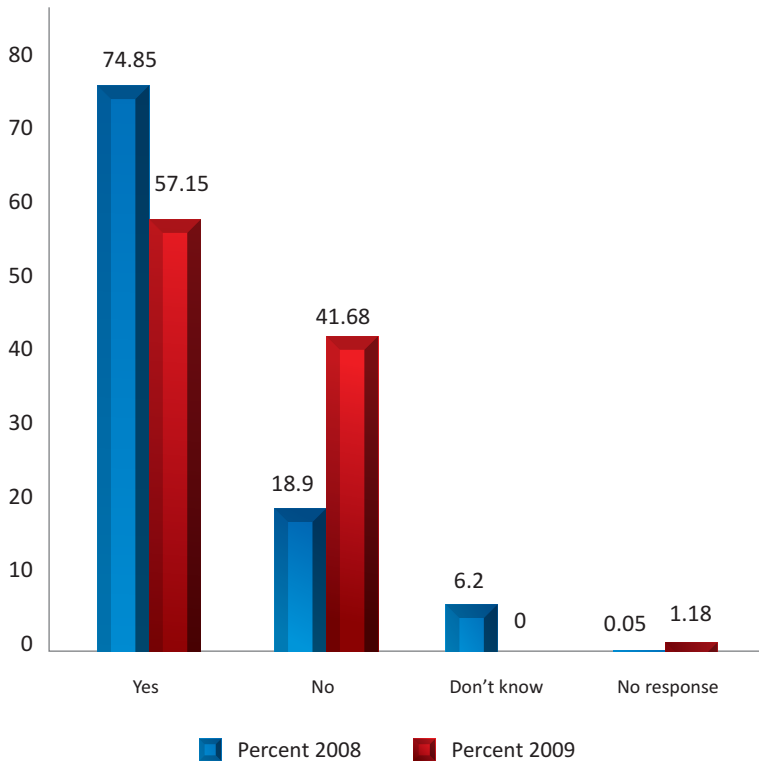
Should political parties be allowed to organise and operate in FATA?

Response	Percent 2008	Percent 2009
Yes	63.2	62
No	22.35	15.08
Don't know	14.45	22.93
Total	100	100



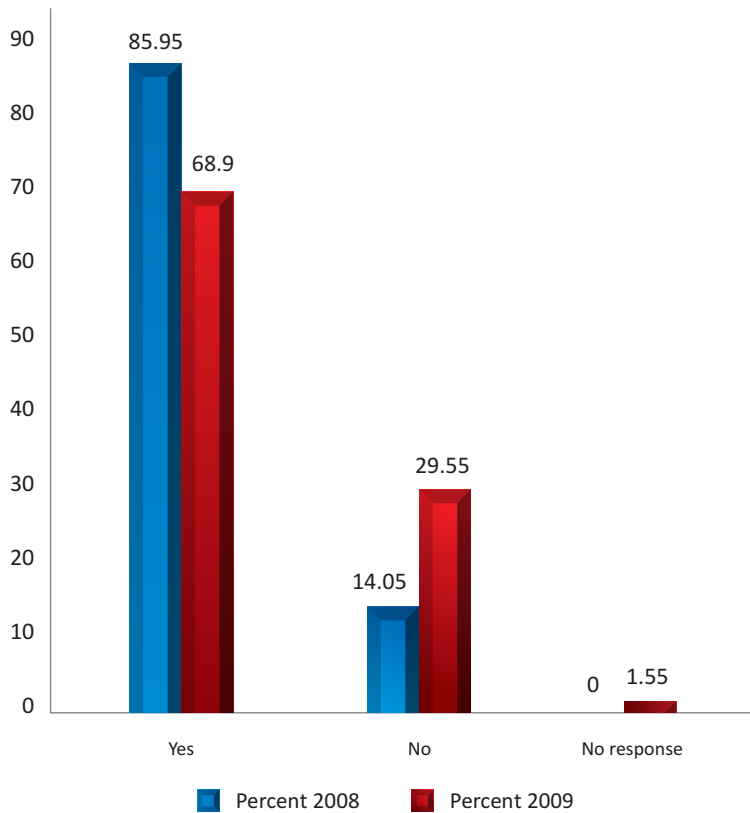
Are you on the voters register?

Response	Percent 2008	Percent 2009
Yes	74.85	57.15
No	18.9	41.68
Don't know	6.2	0
No response	0.05	1.18
Total	100	100



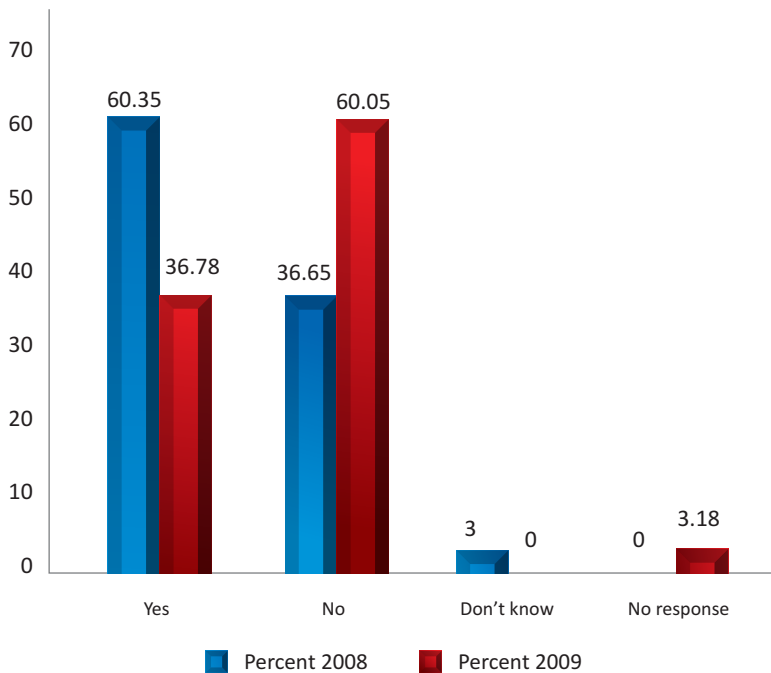
Do you have a National Identity Card?

Response	Percent 2008	Percent 2009
Yes	85.95	68.9
No	14.05	29.55
No response	0	1.55
Total	100	100



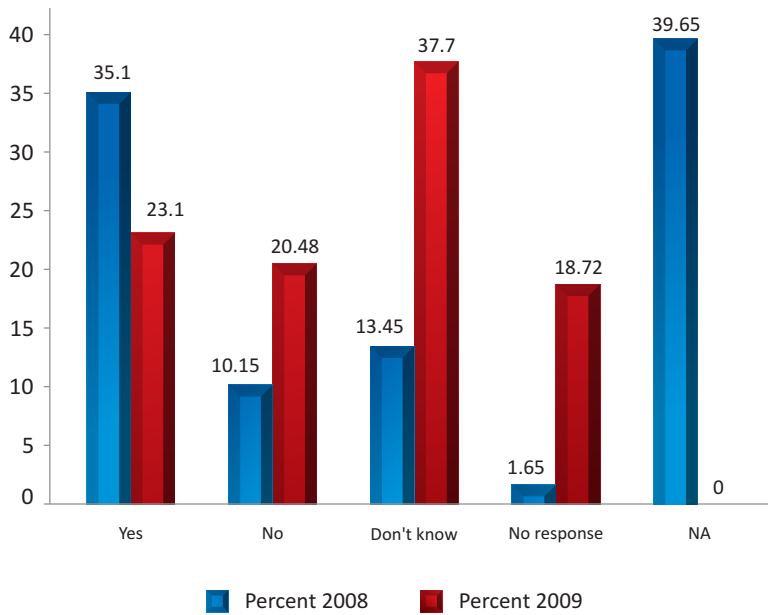
Did you vote in Pakistan's 2008 national parliamentary elections?

Response	Percent 2008	Percent 2009
Yes	60.35	36.78
No	36.65	60.05
Don't know	3	0
No response	0	3.18
Total	100	100



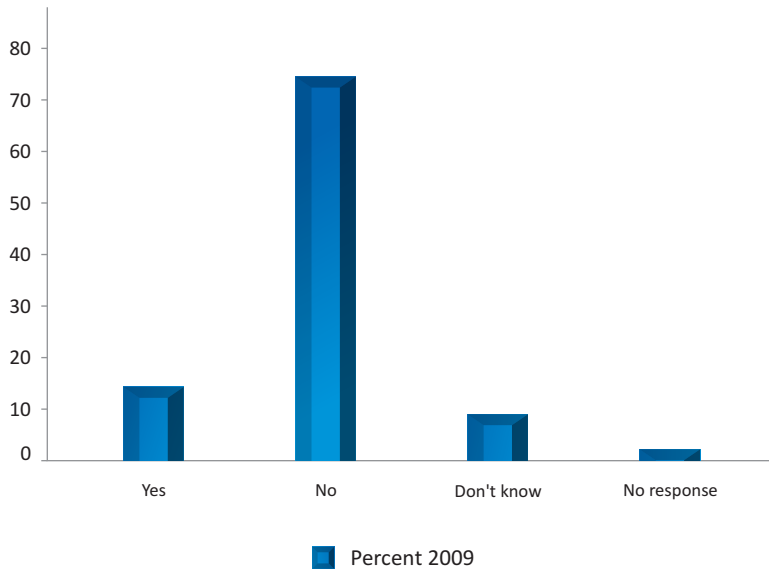
Do you think your vote made a difference?

Response	Percent 2008	Percent 2009
Yes	35.1	23.1
No	10.15	20.48
Don't know	13.45	37.7
No response	1.65	18.72
NA	39.65	0
Total	100	100



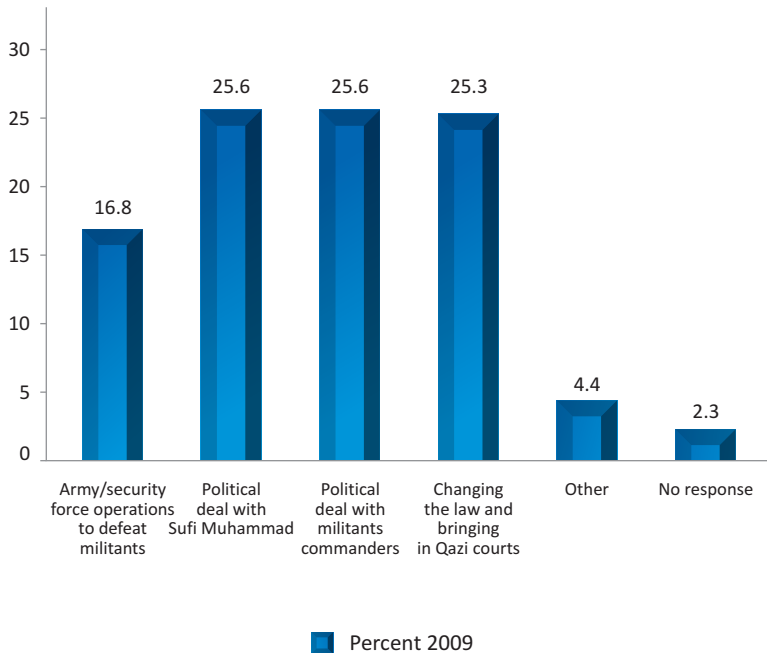
Do you support the Pakistan Army's military operations of August 2008 in Bajaur Agency?

Response	Percent 2009
Yes	14.3
No	74.5
Don't know	9
No response	2.2
Total	100



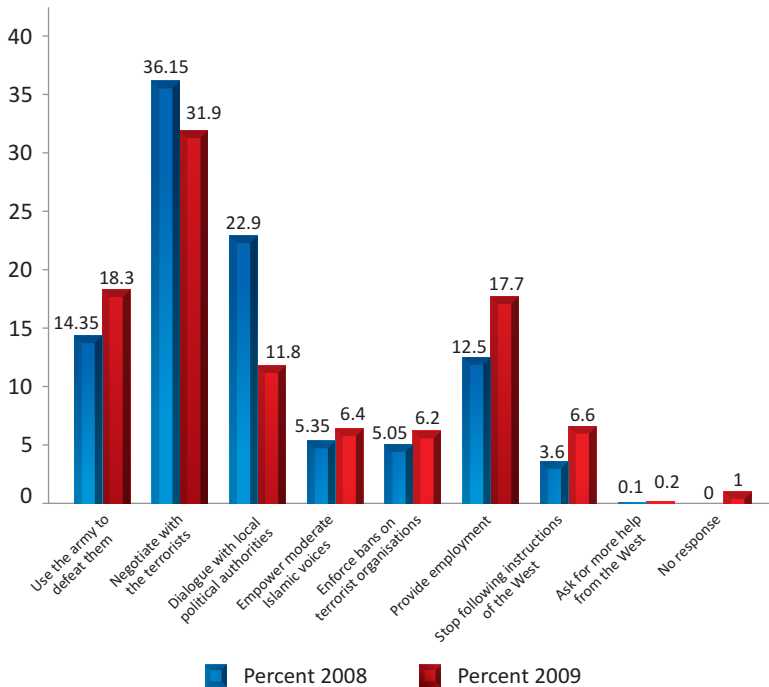
What do you think is the best solution to the problems in Swat?

Response	Percent 2009
Army/security force operations to defeat militants	16.8
Political deal with Sufi Muhammad	25.6
Political deal with militants commanders	25.6
Changing the law and bringing in Qazi courts	25.3
Other	4.4
No response	2.3
Total	100



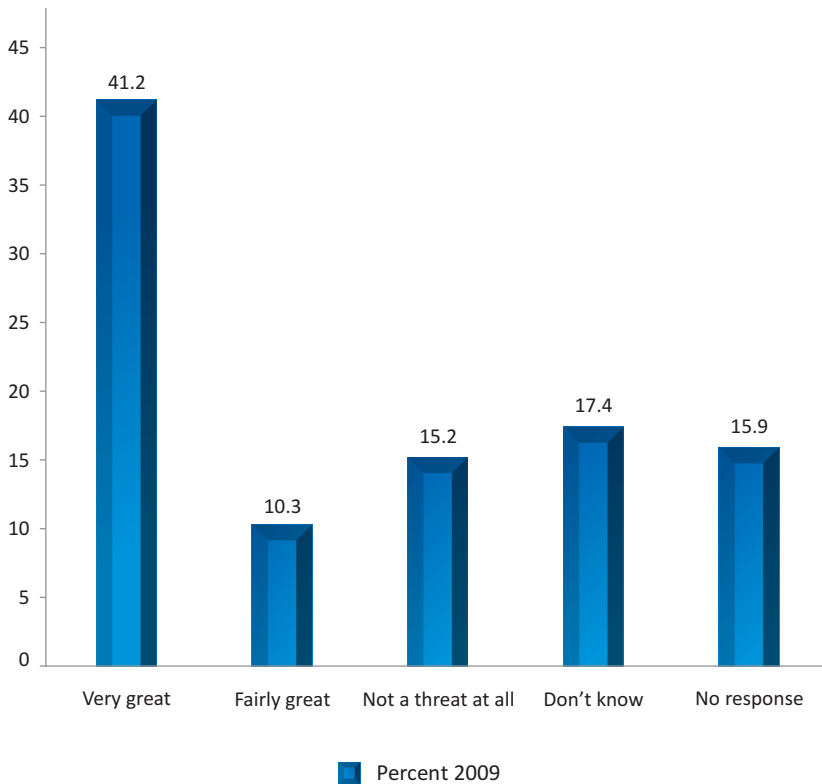
What can Pakistan Government do to deal with suicide bombers and other terrorists?

Response	Percent 2008	Percent 2009
Use the army to defeat them	14.35	18.3
Negotiate with the terrorists	36.15	31.9
Dialogue with local political authorities	22.9	11.8
Empower moderate Islamic voices	5.35	6.4
Enforce bans on terrorist organisations	5.05	6.2
Provide employment	12.5	17.7
Stop following instructions of the West	3.6	6.6
Ask for more help from the West	0.1	0.2
No response	0	1



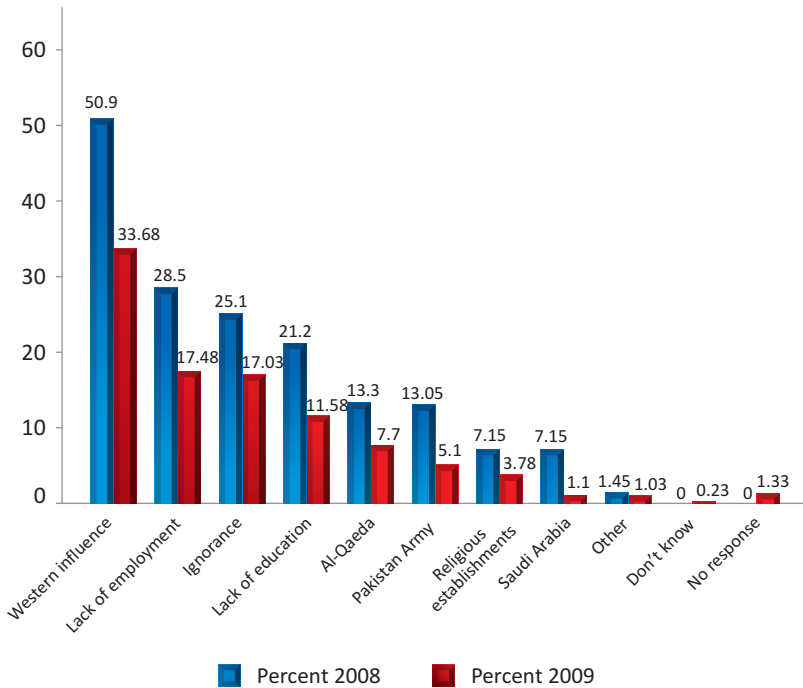
How much of a threat, if any, does Islamic extremism pose to the country these days?

Response	Percent 2009
Very great	41.2
Fairly great	10.3
Not a threat at all	15.2
Don't know	17.4
No response	15.9
Total	100



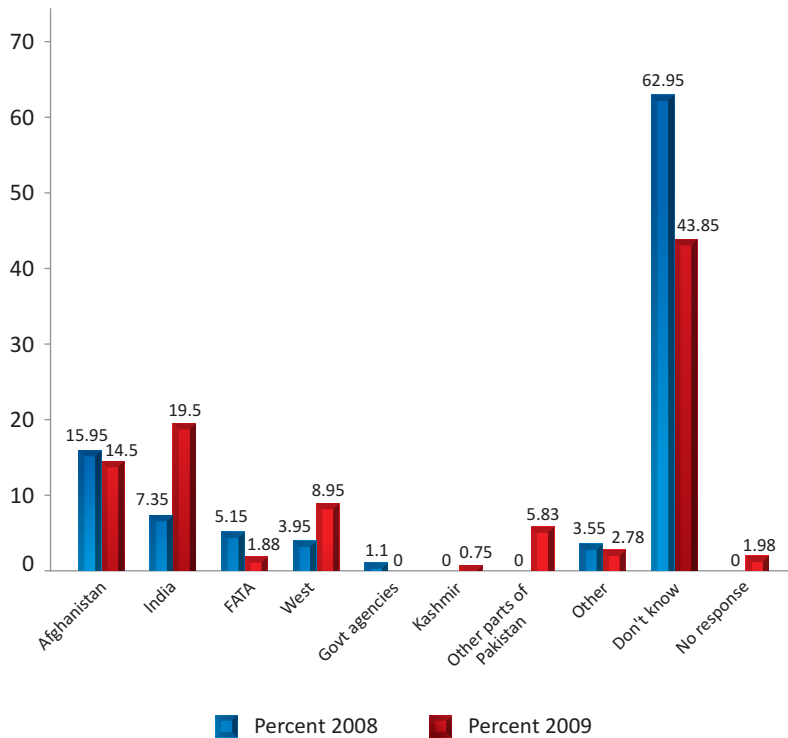
Who/what is to blame for the high rates of suicide bombing in Pakistan?

Response	Percent 2008	Percent 2009
Western influence	50.9	33.68
Lack of employment	28.5	17.48
Ignorance	25.1	17.03
Lack of education	21.2	11.58
Al-Qaeda	13.3	7.7
Pakistan Army	13.05	5.1
Religious establishments	7.15	3.78
Saudi Arabia	7.15	1.1
Other	1.45	1.03
Don't know	0	0.23
No response	0	1.33



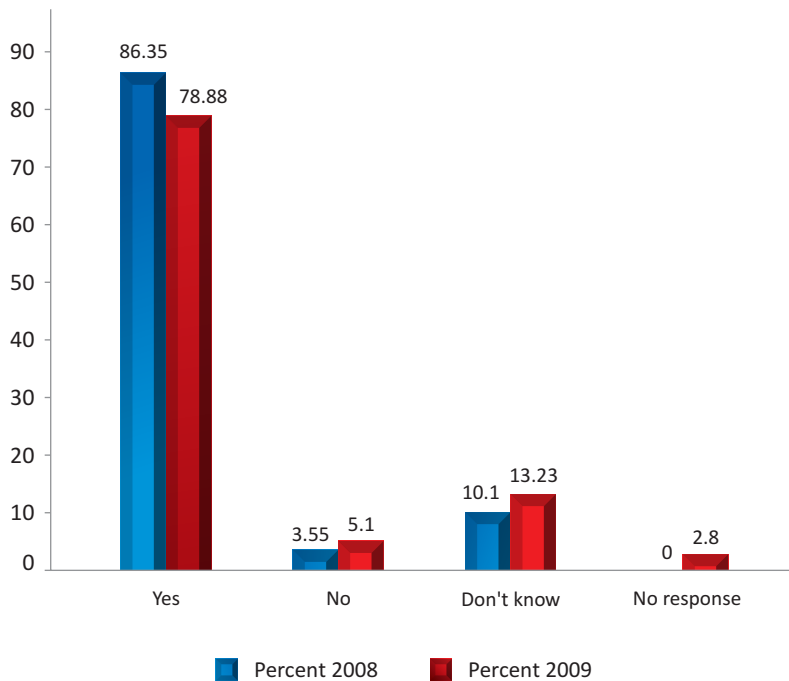
Where do the bombers come from?

Response	Percent 2008	Percent 2009
Afghanistan	15.95	14.5
India	7.35	19.5
FATA	5.15	1.88
West	3.95	8.95
Govt agencies	1.1	0
Kashmir	0	0.75
Other parts of Pakistan	0	5.83
Other	3.55	2.78
Don't know	62.95	43.85
No response	0	1.98
Total	100	100



Do you think possessing nuclear weapons enhances Pakistan's security?

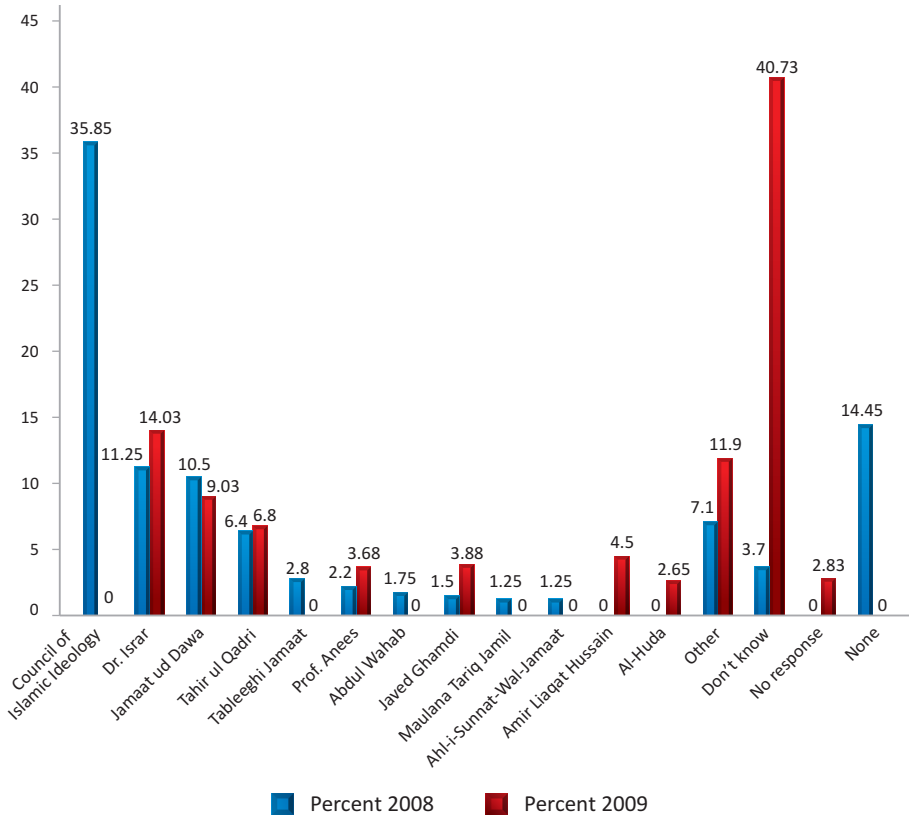
Response	Percent 2008	Percent 2009
Yes	86.35	78.88
No	3.55	5.1
Don't know	10.1	13.23
No response	0	2.8
Total	100	100



RELIGION

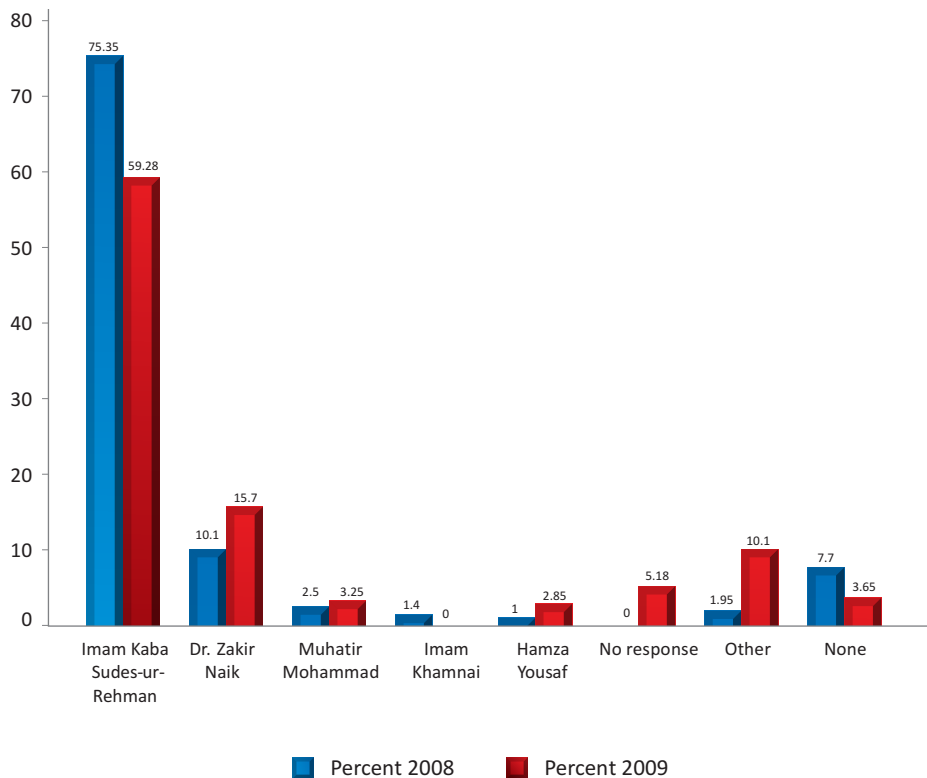
Which religious authority do you trust the most?

Response	Percent 2008	Percent 2009
Council of Islamic Ideology	35.85	0
Dr. Israr	11.25	14.03
Jamaat ud Dawa	10.5	9.03
Tahir ul Qadri	6.4	6.8
Tableeghi Jamaat	2.8	0
Prof. Anees	2.2	3.68
Abdul Wahab	1.75	0
Javed Ghamdi	1.5	3.88
Maulana Tariq Jamil	1.25	0
Ahl-i-Sunnat-Wal-Jamaat	1.25	0
Amir Liaqat Hussain	0	4.5
Al-Huda	0	2.65
Other	7.1	11.9
Don't know	3.7	40.73
No response	0	2.83
None	14.45	0
Total	100	100



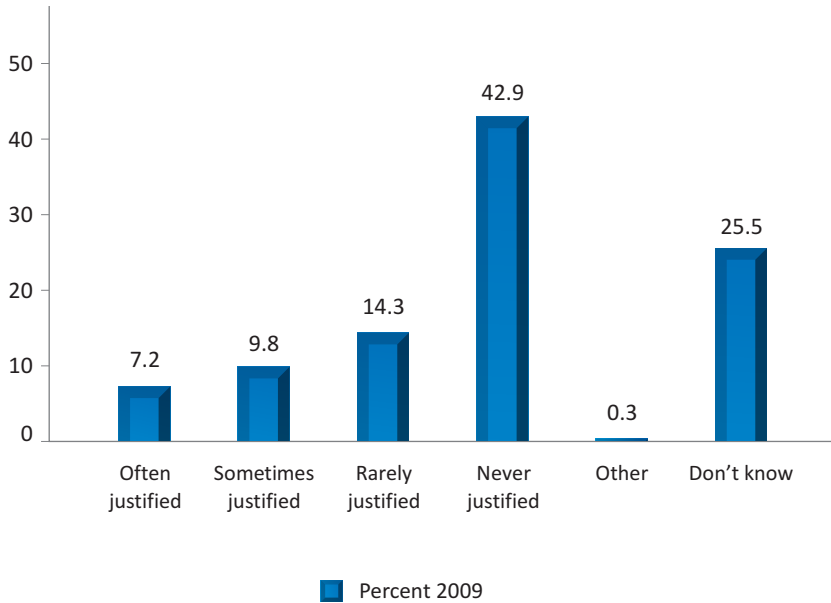
Which religious authority outside of Pakistan do you trust the most?

Response	Percent 2008	Percent 2009
Imam Kaba Sudes-ur-Rehman	75.35	59.28
Dr. Zakir Naik	10.1	15.7
Muhatir Mohammad	2.5	3.25
Imam Khamnai	1.4	0
Hamza Yousaf	1	2.85
No response	0	5.18
Other	1.95	10.1
None	7.7	3.65
Total	100	100



Is there any justification for suicide bombing in Islam?

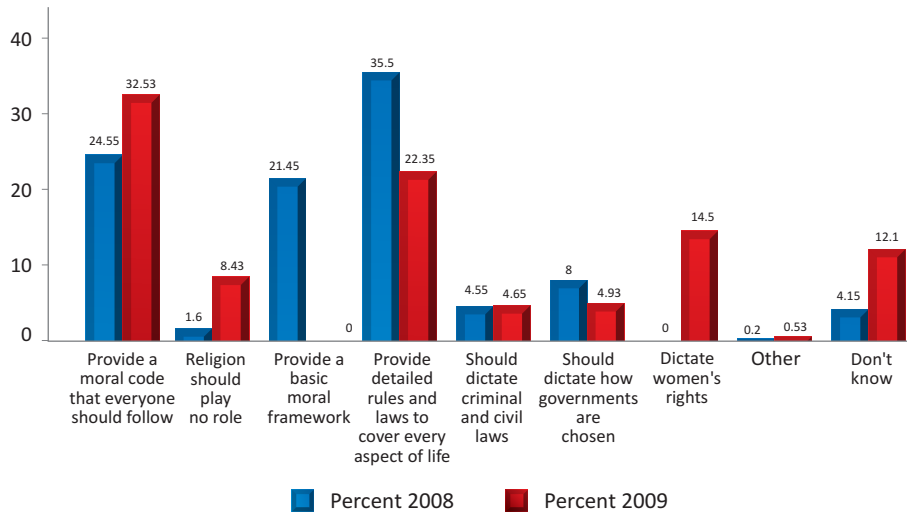
Response	Percent 2009
Often justified	7.2
Sometimes justified	9.8
Rarely justified	14.3
Never justified	42.9
Other	0.3
Don't know	25.5
Total	100



RELIGION AND POLITICS

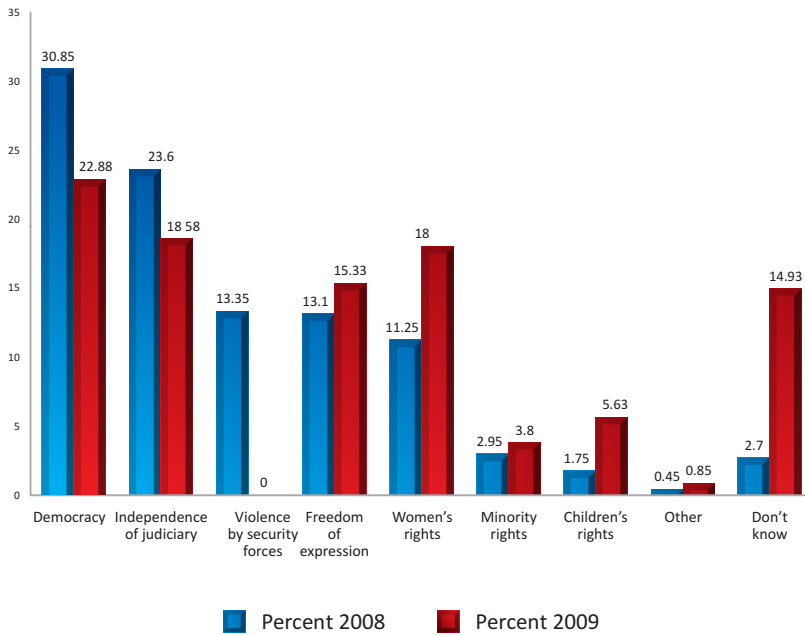
What role should religion play in politics and society?

Response	Percent 2008	Percent 2009
Provide a moral code that everyone should follow	24.55	32.53
Religion should play no role	1.6	8.43
Provide a basic moral framework	21.45	0
Provide detailed rules and laws to cover every aspect of life	35.5	22.35
Should dictate criminal and civil laws	4.55	4.65
Should dictate how governments are chosen	8	4.93
Dictate women's rights	0	14.5
Other	0.2	0.53
Don't know	4.15	12.1
Total	100	100



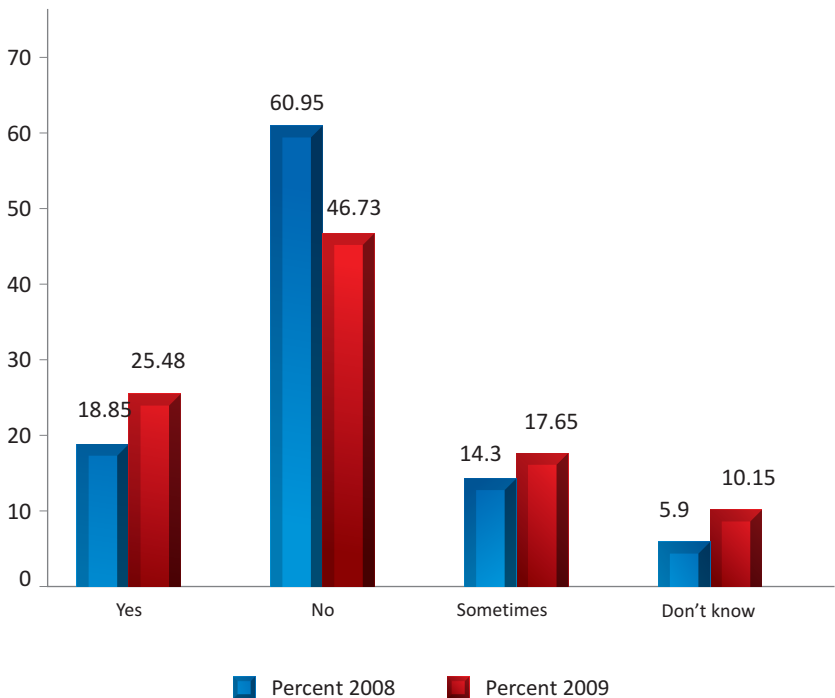
In your opinion, what is the most important Human Rights Issue in Pakistan today?

Response	Percent 2008	Percent 2009
Democracy	30.85	22.88
Independence of judiciary	23.6	18.58
Violence by security forces	13.35	0
Freedom of expression	13.1	15.33
Women's rights	11.25	18
Minority rights	2.95	3.8
Children's rights	1.75	5.63
Other	0.45	0.85
Don't know	2.7	14.93
Total	100	100



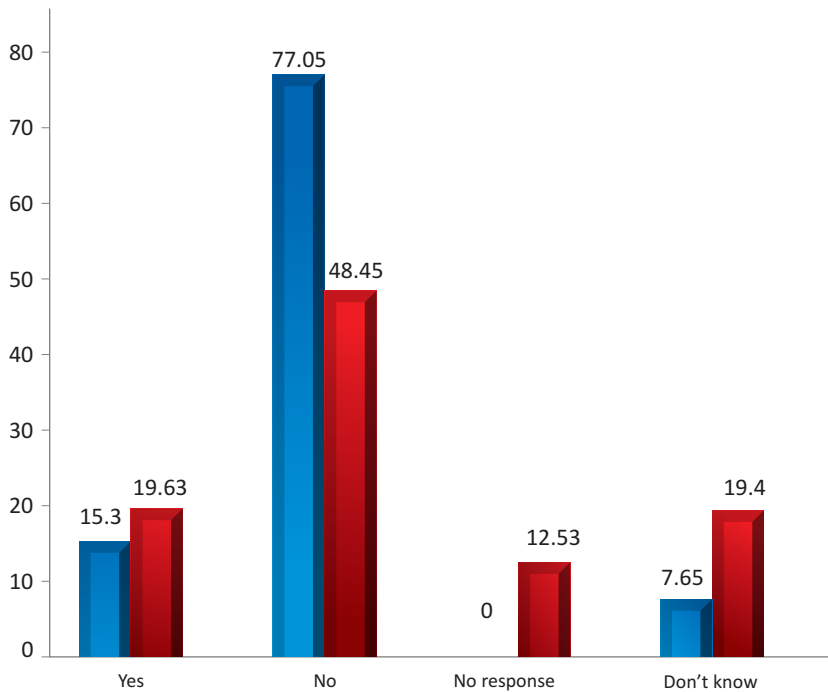
Do you think that a person has the right to kill a relative to protect the honour of their family?

Response	Percent 2008	Percent 2009
Yes	18.85	25.48
No	60.95	46.73
Sometimes	14.3	17.65
Don't know	5.9	10.15
Total	100	100



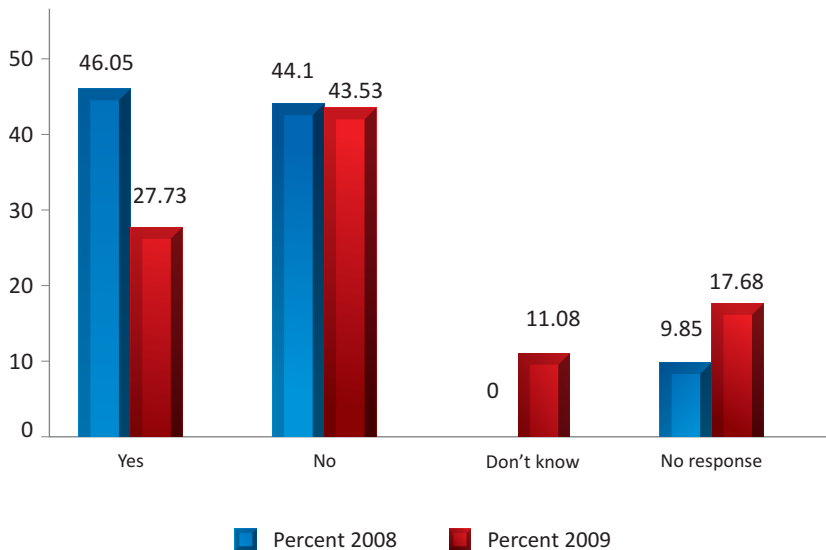
In your opinion is forced marriage part of our culture?

Response	Percent 2008	Percent 2009
Yes	15.3	19.63
No	77.05	48.45
Don't know	7.65	19.4
No response	0	12.53
Total	100	100



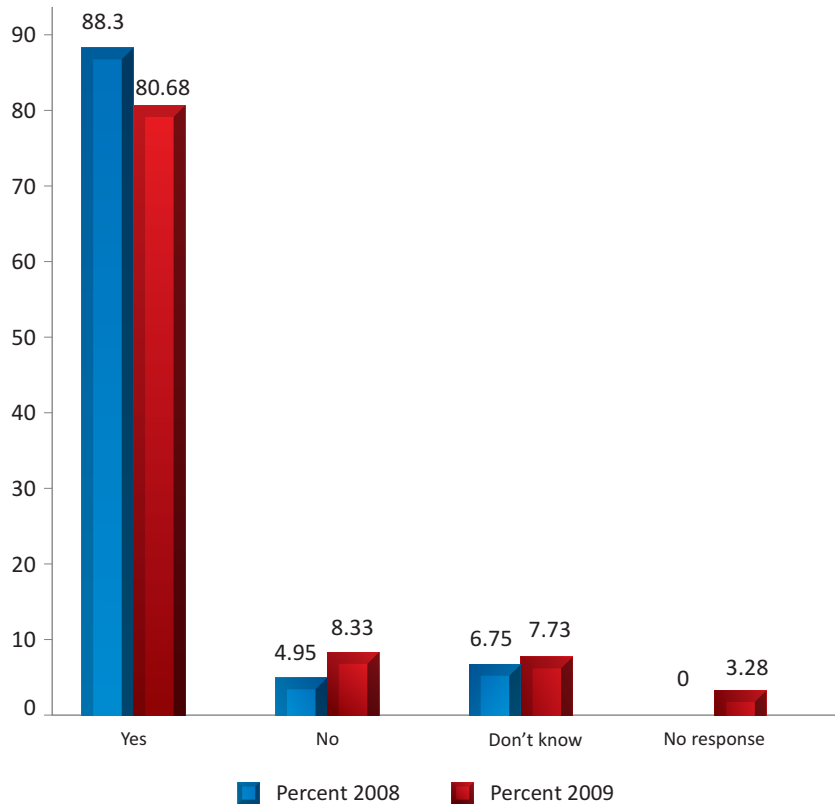
Forced marriage does not take place here...

Response	Percent 2008	Percent 2009
Yes	46.05	27.73
No	44.1	43.53
Don't know	9.85	17.68
No response	0	11.08
Total	100	100



Forced marriage is a violation of Human Rights...

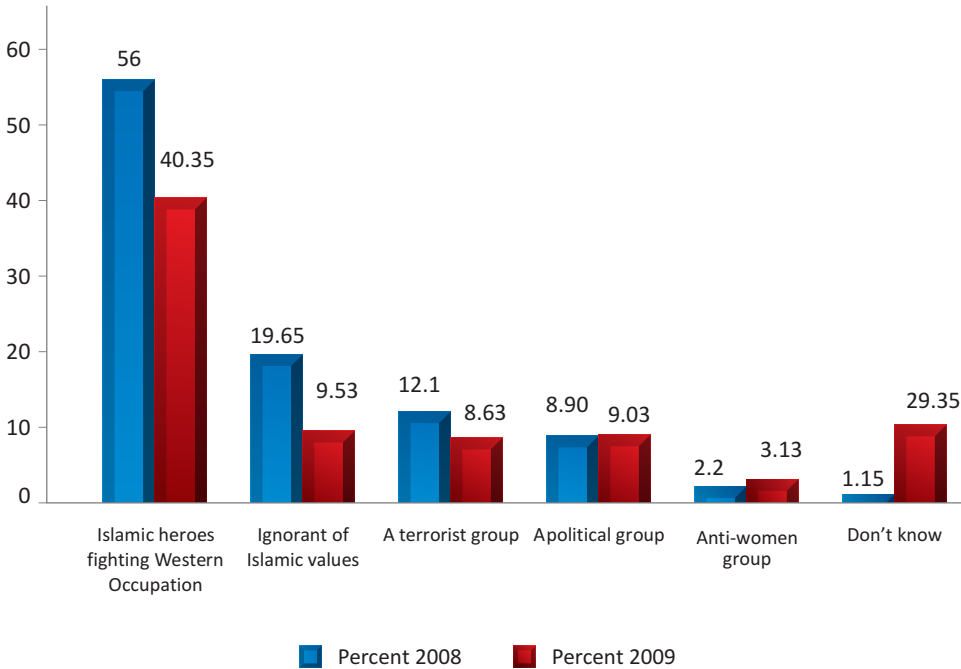
Response	Percent 2008	Percent 2009
Yes	88.3	80.68
No	4.95	8.33
No response	6.75	7.73
Don't know	0	3.28
Total	100	100



AFGHAN REFUGEES

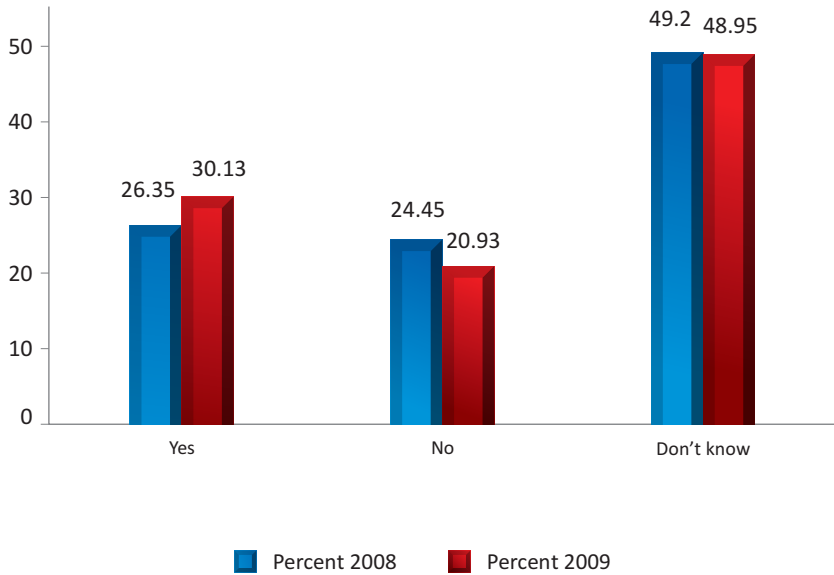
In your opinion, Afghanistan's Taliban are

Response	Percent 2008	Percent 2009
Islamic heroes fighting Western occupation	56	40.35
Ignorant of Islamic values	19.65	9.53
A terrorist group	12.1	8.63
A political group	8.9	9.03
Anti-women group	2.2	3.13
Don't know	1.15	29.35
Total	100	100



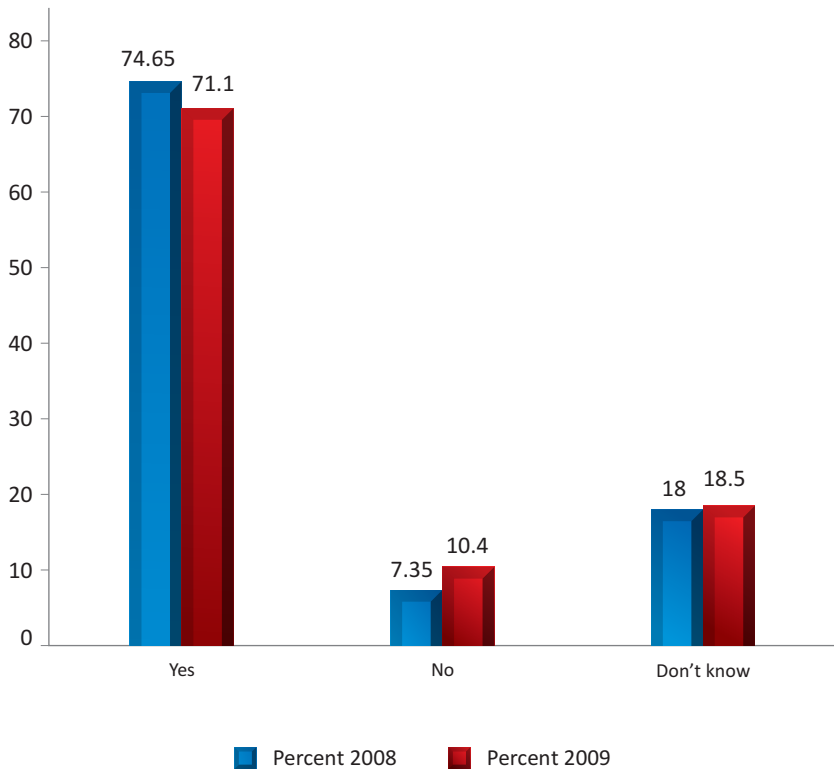
Will the Taliban return to power in Afghanistan?

Response	Percent 2008	Percent 2009
Yes	26.35	30.13
No	24.45	20.93
Don't know	49.2	48.95
Total	100	100



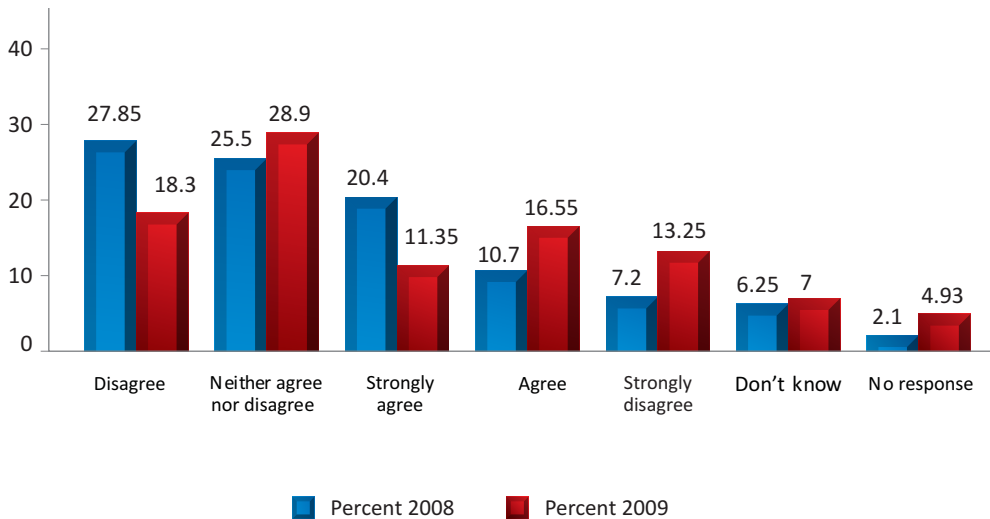
Should all Afghan refugees living in Pakistan return to Afghanistan?

Response	Percent 2008	Percent 2009
Yes	74.65	71.1
No	7.35	10.4
Don't know	18	18.5
Total	100	100



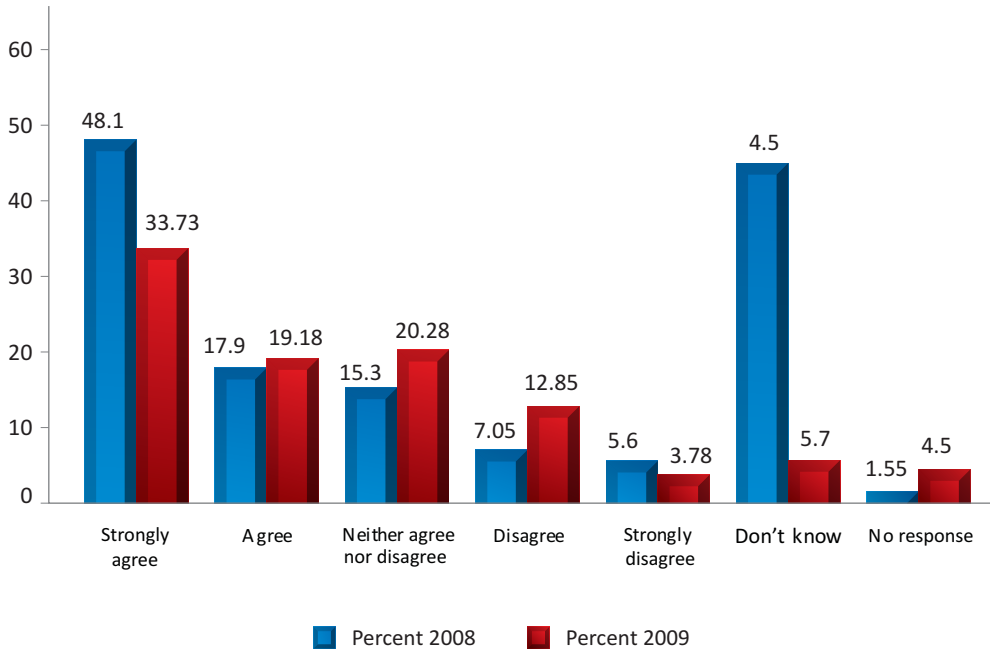
To what extent do you agree or disagree that Afghan refugees living in Pakistan make a contribution to Pakistan and Pakistan's economy?

Response	Percent 2008	Percent 2009
Disagree	27.85	18.03
Neither agree nor disagree	25.5	28.9
Strongly disagree	20.4	11.35
Agree	10.7	16.55
Strongly agree	7.2	13.25
Don't Know	6.25	7
No response	2.1	4.93
Total	100	100



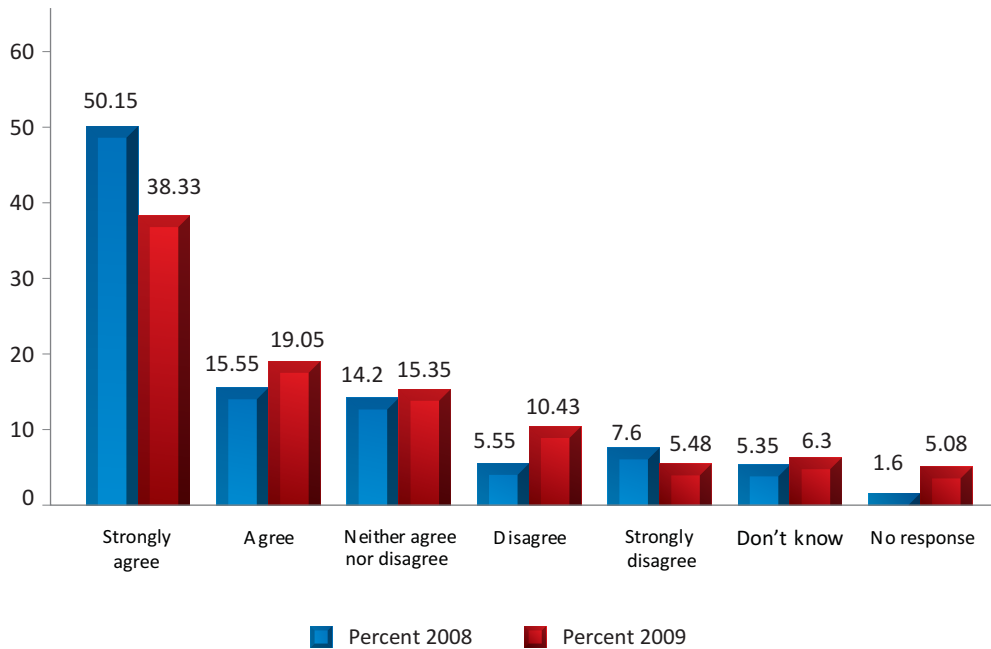
To what extent do you agree or disagree that Afghan refugees living in Pakistan damage Pakistan's economy?

Response	Percent 2008	Percent 2009
Strongly agree	48.1	33.73
Agree	17.9	19.18
Neither agree nor disagree	15.3	20.28
Disagree	7.05	12.85
Strongly disagree	5.6	3.78
Don't know	4.5	5.7
No response	1.55	4.5
Total	100	100



To what extent do you agree or disagree that Afghan refugees living in Pakistan undermine Pakistan's security?

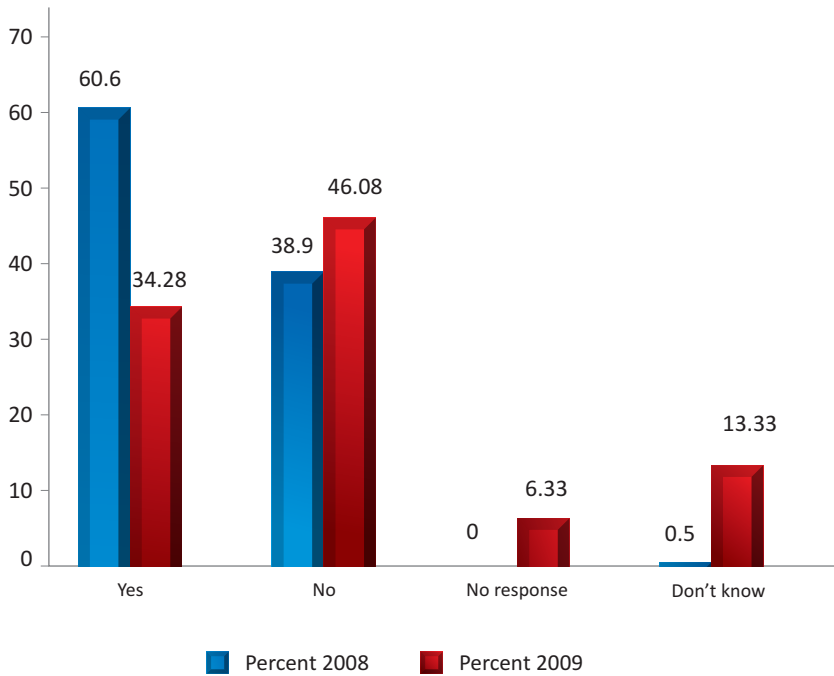
Response	Percent 2008	Percent 2009
Strongly agree	50.15	38.33
Agree	15.55	19.05
Neither agree nor disagree	14.2	15.35
Disagree	5.55	10.43
Strongly disagree	7.6	5.48
Don't know	5.35	6.3
No response	1.6	5.08
Total	100	100



OPINION ON WESTERN COUNTRIES

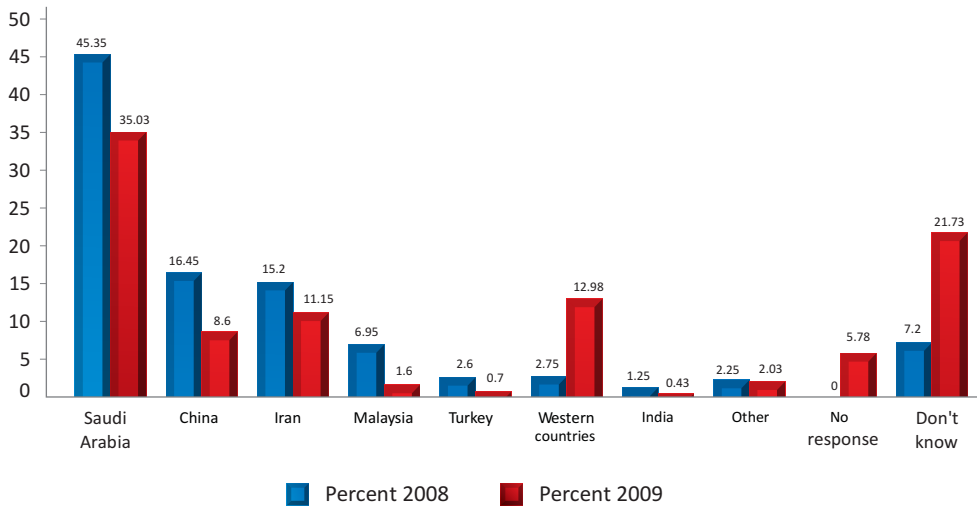
**If you were given the opportunity to emigrate from Pakistan,
would you do so?**

Response	Percent 2008	Percent 2009
Yes	60.6	34.28
No	38.9	46.08
No response	0.5	13.33
Don't know	0	6.33
Total	100	100



Which of the following countries should Pakistan aspire to be more like?

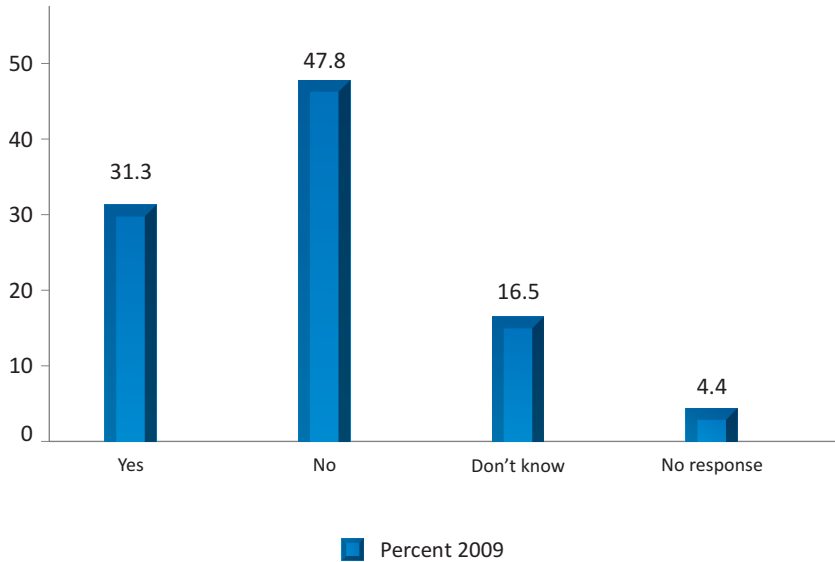
Response	Percent 2008	Percent 2009
Saudi Arabia	45.35	35.03
China	16.45	8.6
Iran	15.2	11.15
Malaysia	6.95	1.6
Turkey	2.6	0.7
Western countries	2.75	12.98
India	1.25	0.43
Other	2.25	2.03
No response	0	5.78
Don't know	7.2	21.73
Total	100	100



UK AND PAKISTAN'S RELATIONSHIP

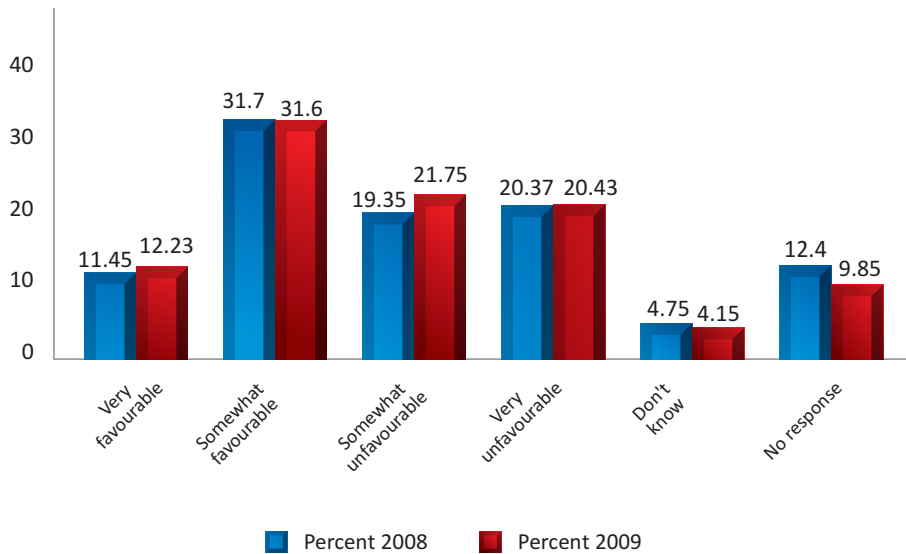
Do you think Pakistan should accept money from Western countries, such as the UK and USA for the military build-up?

Response	Percent 2009
Yes	31.3
No	47.8
No response	16.5
Don't know	4.4
Total	100



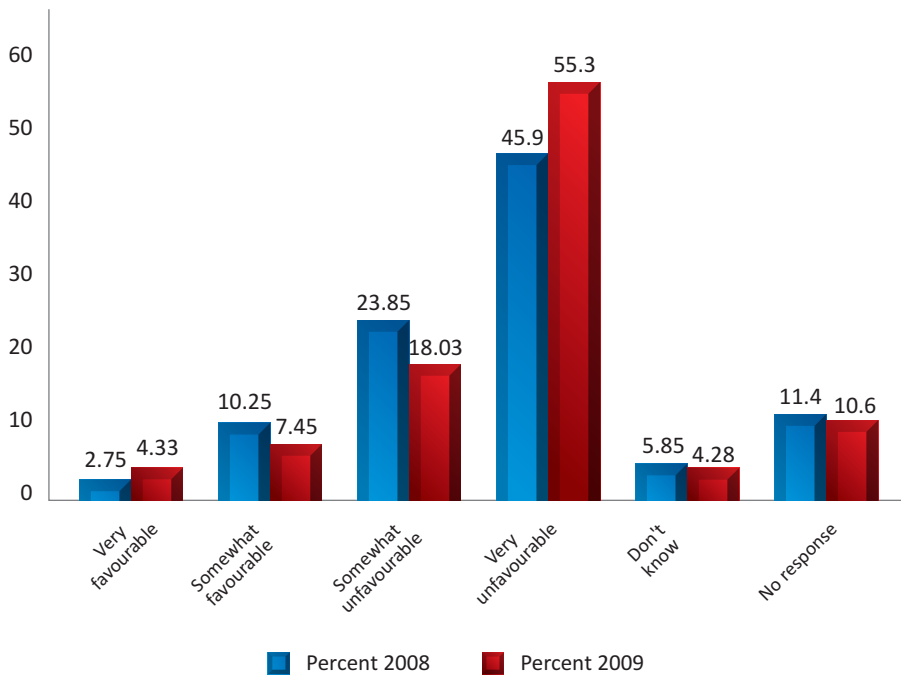
Do you have a very favourable, somewhat favourable, somewhat unfavourable, or very unfavourable opinion of the government of Afghanistan?

Response	Percent 2008	Percent 2009
Very favourable	11.45	12.2
Somewhat favourable	31.7	31.6
Somewhat unfavourable	19.35	21.8
Very unfavourable	20.35	20.4
Don't know	4.75	4.2
No response	12.4	9.9
Total	100	100



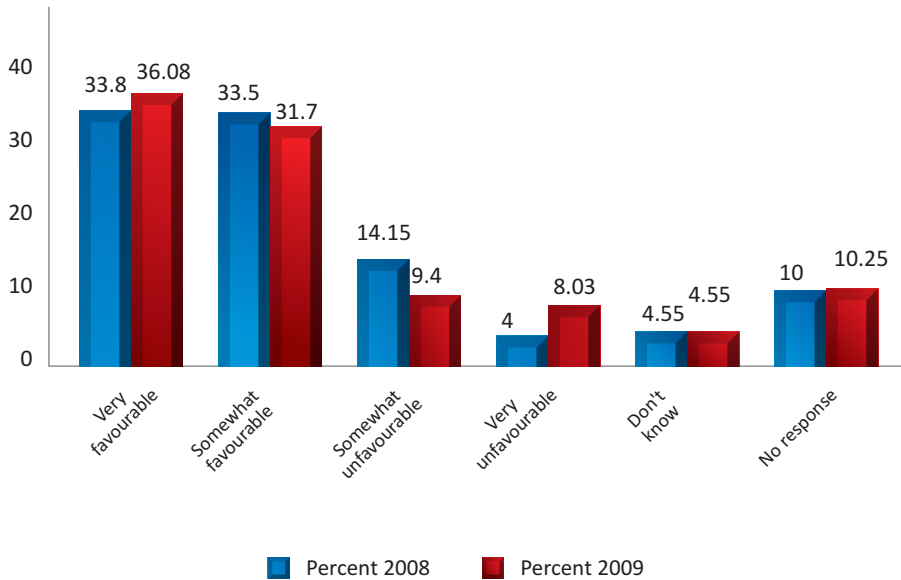
Do you have a very favourable, somewhat favourable, somewhat unfavourable, or very unfavourable opinion of the government of India?

Response	Percent 2008	Percent 2009
Very favourable	2.75	4.33
Somewhat favourable	10.25	7.45
Somewhat unfavourable	23.85	18.03
Very unfavourable	45.9	55.33
Don't know	5.85	4.28
No response	11.4	10.6
Total	100	100



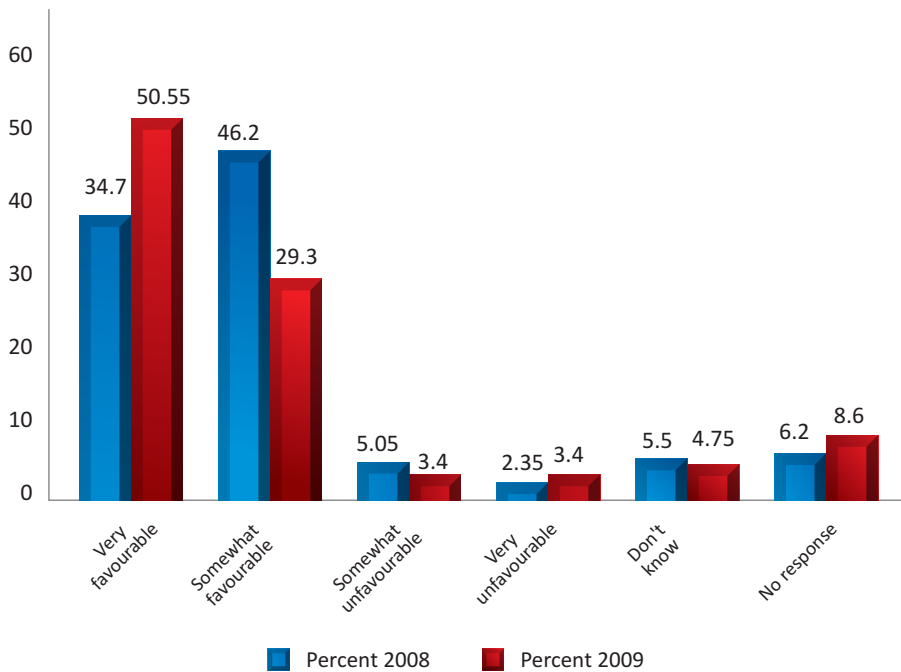
Do you have a very favourable, somewhat favourable, somewhat unfavourable, or very unfavourable opinion of the government of Iran?

Response	Percent 2008	Percent 2009
Very favourable	33.8	36.08
Somewhat favourable	33.5	31.7
Somewhat unfavourable	14.15	9.4
Very unfavourable	4	8.03
Don't know	4.55	4.55
No response	10	10.25
Total	100	100



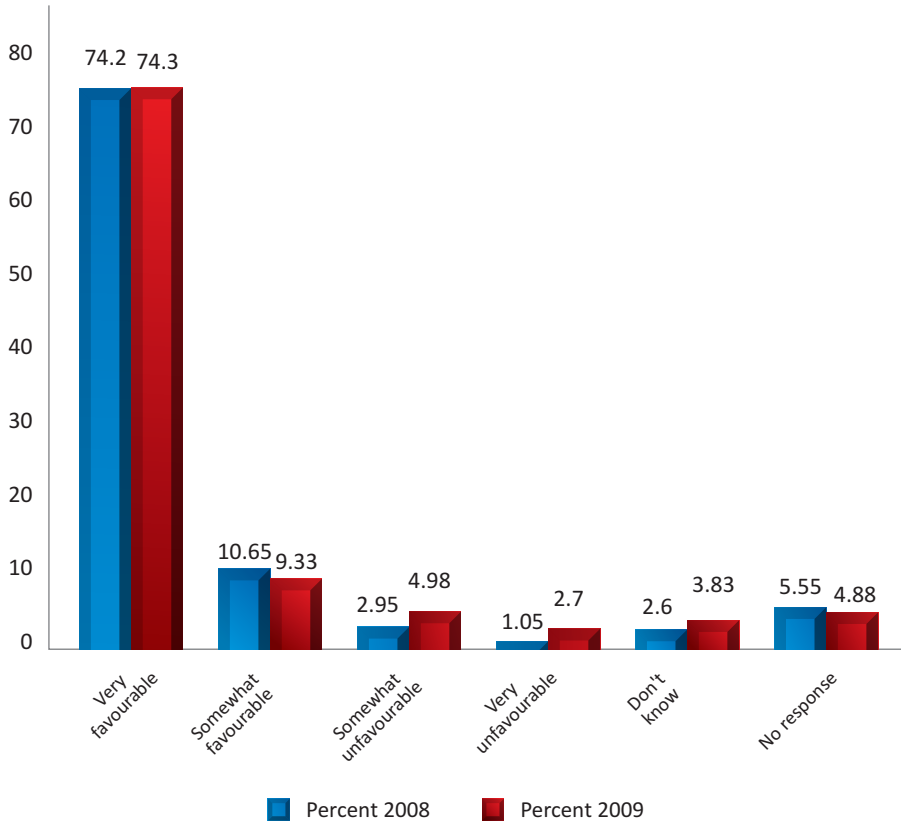
Do you have a very favourable, somewhat favourable, somewhat unfavourable, or very unfavourable opinion of the government of China?

Response	Percent 2008	Percent 2009
Very favourable	34.7	50.55
Somewhat favourable	46.2	29.3
Somewhat unfavourable	5.05	3.4
Very unfavourable	2.35	3.4
Don't know	5.5	4.75
No response	6.2	8.6
Total	100	100



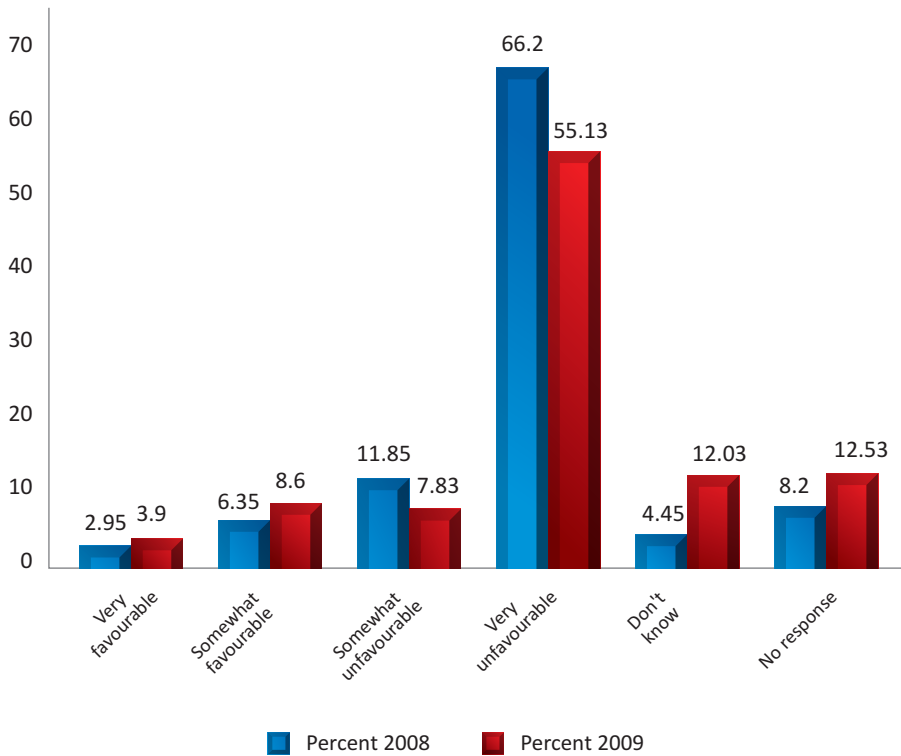
Do you have a very favourable, somewhat favourable, somewhat unfavourable, or very unfavourable opinion of the government of Saudi Arabia?

Response	Percent 2008	Percent 2009
Very favourable	74.2	74.3
Somewhat favourable	13.65	9.33
Somewhat unfavourable	2.95	4.98
Very unfavourable	1.05	2.7
Don't know	2.6	3.83
No response	5.55	4.88
Total	100	100



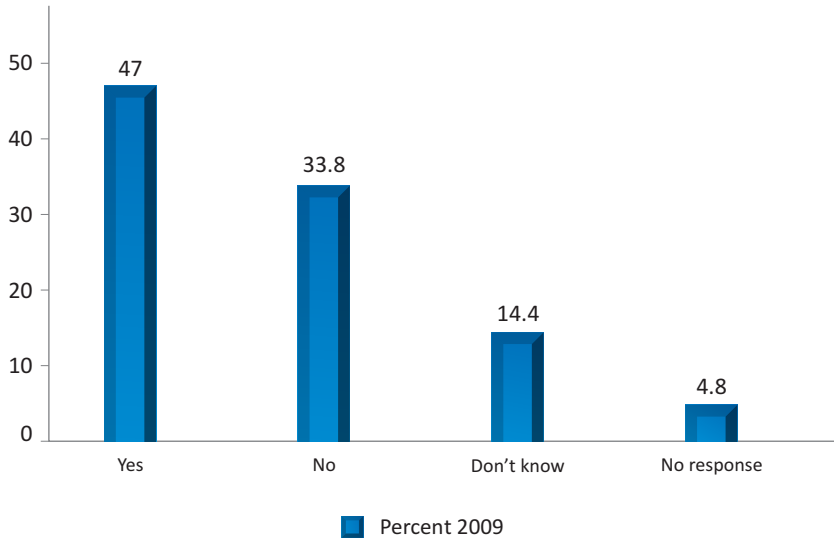
Do you have a very favourable, somewhat favourable, somewhat unfavourable, or very unfavourable opinion of the government of USA?

Response	Percent 2008	Percent 2009
Very favourable	2.95	3.9
Somewhat favourable	6.35	8.6
Somewhat unfavourable	11.85	7.83
Very unfavourable	66.2	55.13
Don't know	4.45	12.03
No response	8.2	12.53
Total	100	100



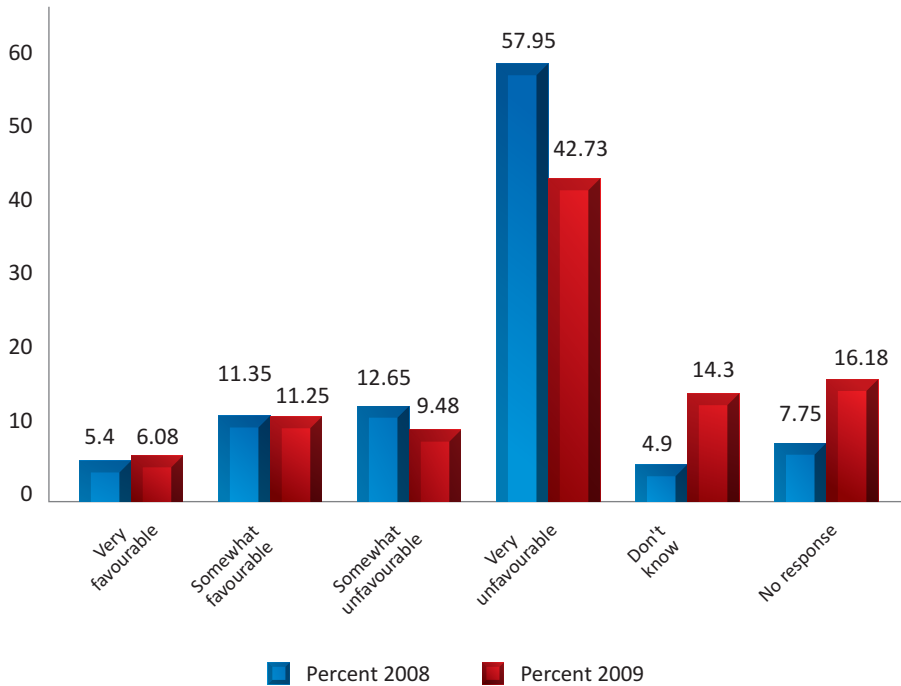
Do you think Pakistan should accept money from Western countries such as the UK and USA for development?

Response	Percent 2009
Yes	47
No	33.8
No response	14.4
Don't know	4.8
Total	100



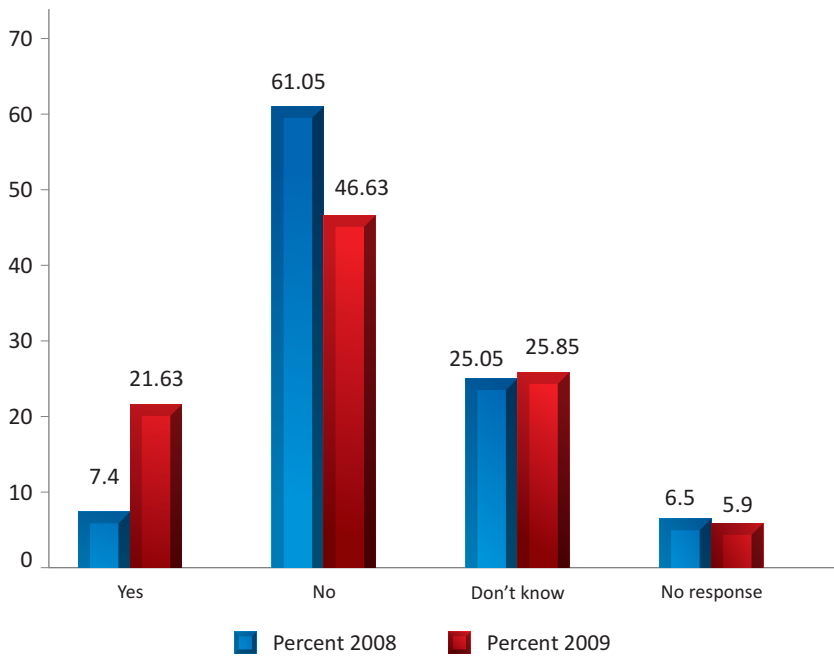
Do you have a very favourable, somewhat favourable, somewhat unfavourable, or very unfavourable opinion of the government of UK?

Response	Percent 2008	Percent 2009
Very favourable	5.4	6.08
Somewhat favourable	11.35	11.25
Somewhat unfavourable	12.65	9.48
Very unfavourable	57.95	42.73
Don't know	4.9	14.3
No response	7.75	16.18
Total	100	100



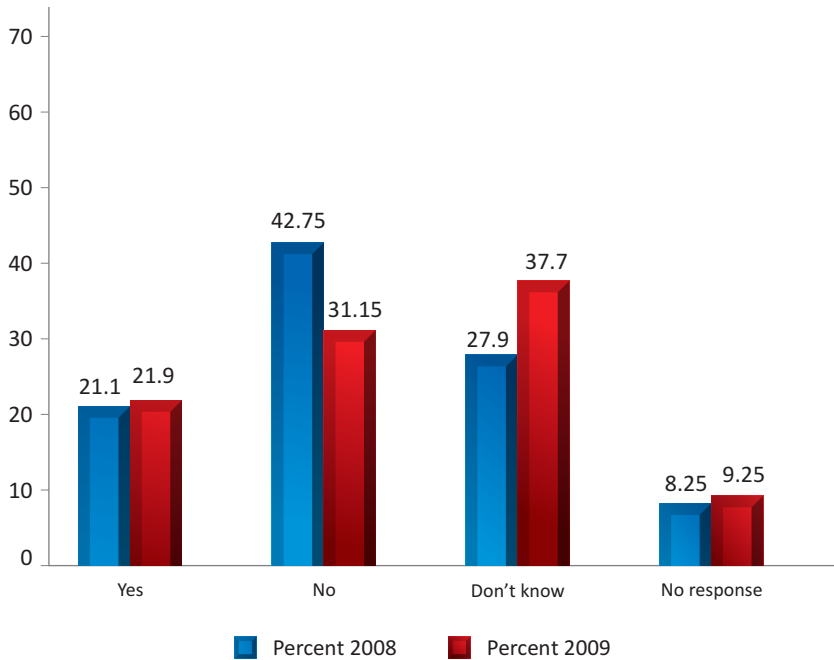
Do you think that the UK helps to make the world more peaceful and stable?

Response	Percent 2008	Percent 2009
Yes	7.4	21.63
No	61.05	46.63
Don't know	25.05	25.85
No response	6.5	5.9
Total	100	100



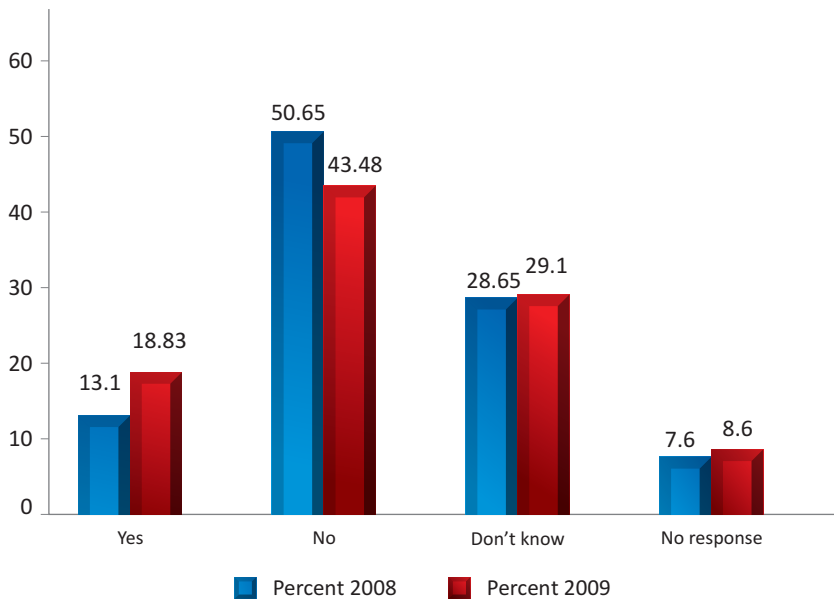
Do you think that the UK values the United Nations (UN)?

Response	Percent 2008	Percent 2009
Yes	21.1	21.9
No	42.75	31.15
Don't know	27.9	37.7
No response	8.25	9.25
Total	100	100



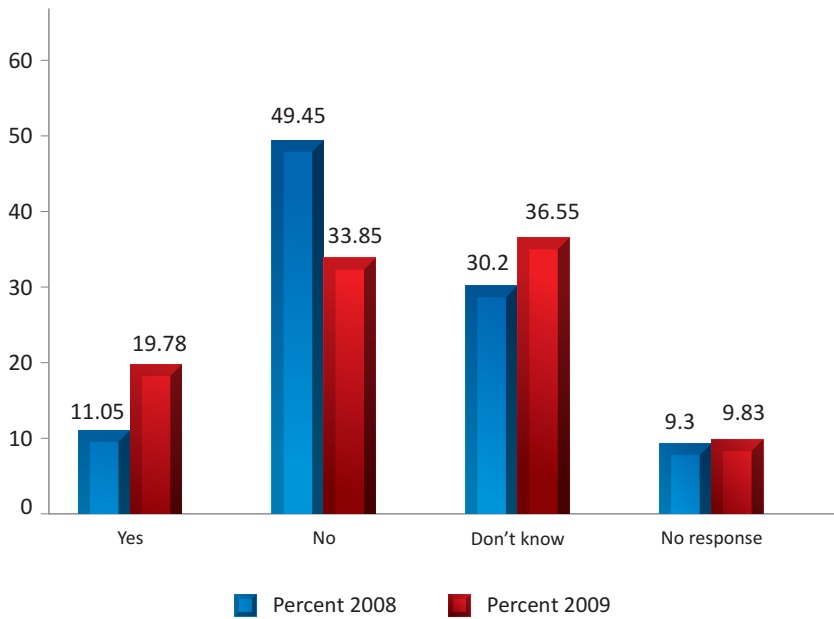
Do you think that the UK helps to make the world more prosperous?

Response	Percent 2008	Percent 2009
Yes	13.1	18.83
No	50.65	43.48
Don't know	28.65	29.1
No response	7.6	8.6
Total	100	100



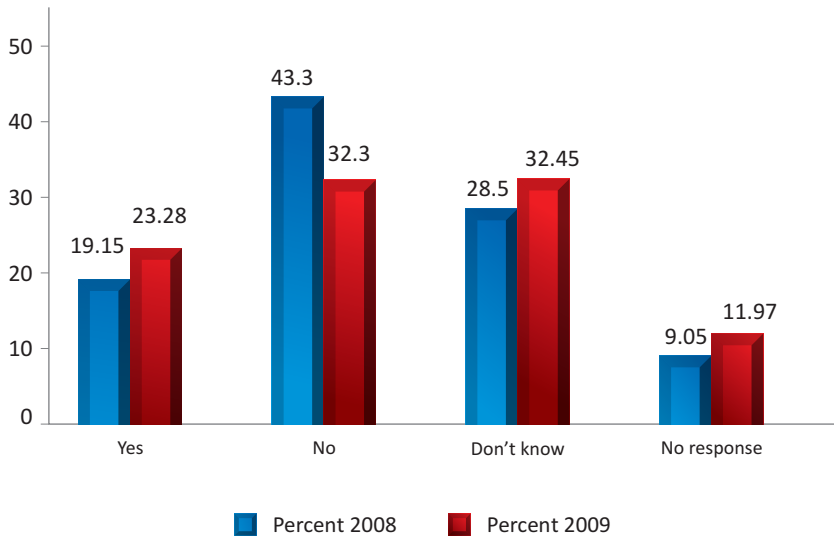
Do you think that the UK helps to safeguard the global environment?

Response	Percent 2008	Percent 2009
Yes	11.05	19.78
No	49.45	33.85
Don't know	30.2	36.55
No response	9.3	9.83
Total	100	100



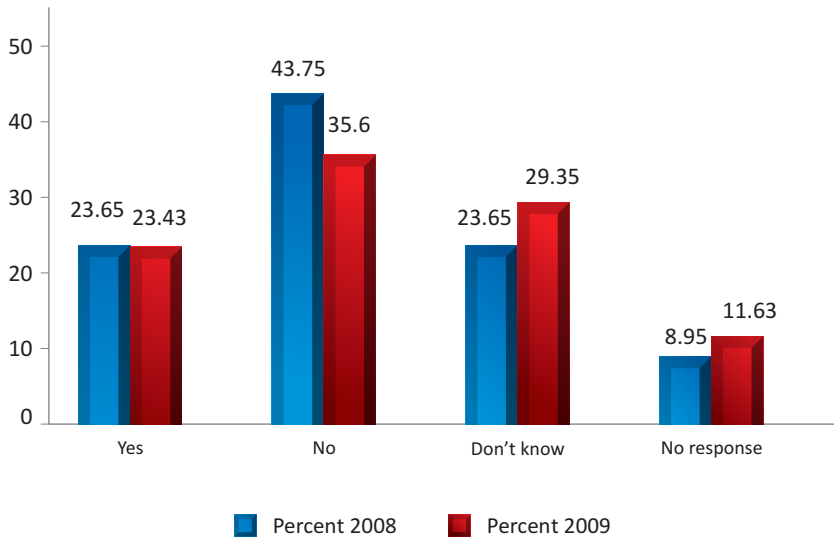
Do you think that the UK promotes respect for democratic values?

Response	Percent 2008	Percent 2009
Yes	19.15	23.28
No	43.3	32.3
Don't know	28.5	32.45
No response	9.05	11.97
Total	100	100



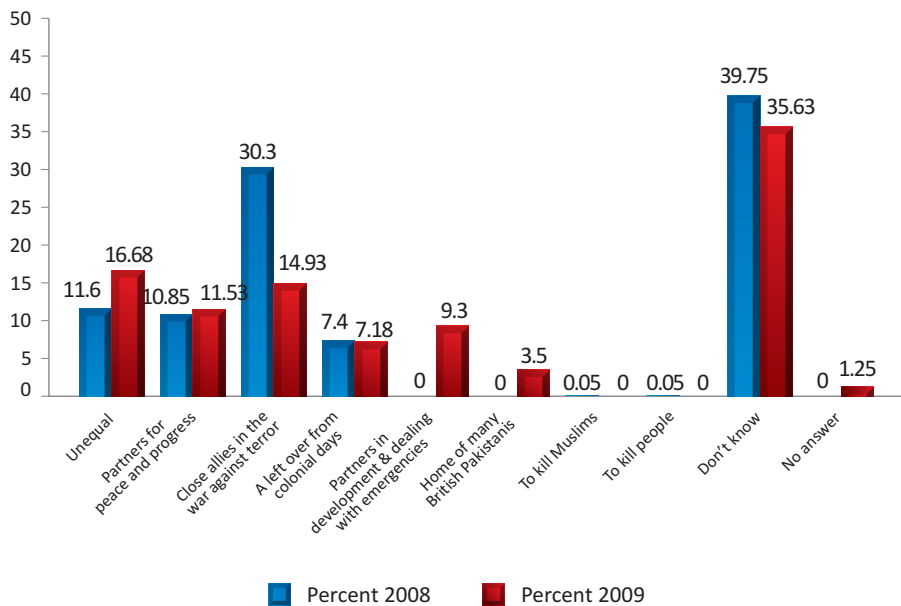
Do you think that the UK promotes respect for human rights?

Response	Percent 2008	Percent 2009
Yes	23.65	23.43
No	43.75	35.6
Don't know	23.65	29.35
No response	8.95	11.63
Total	100	100



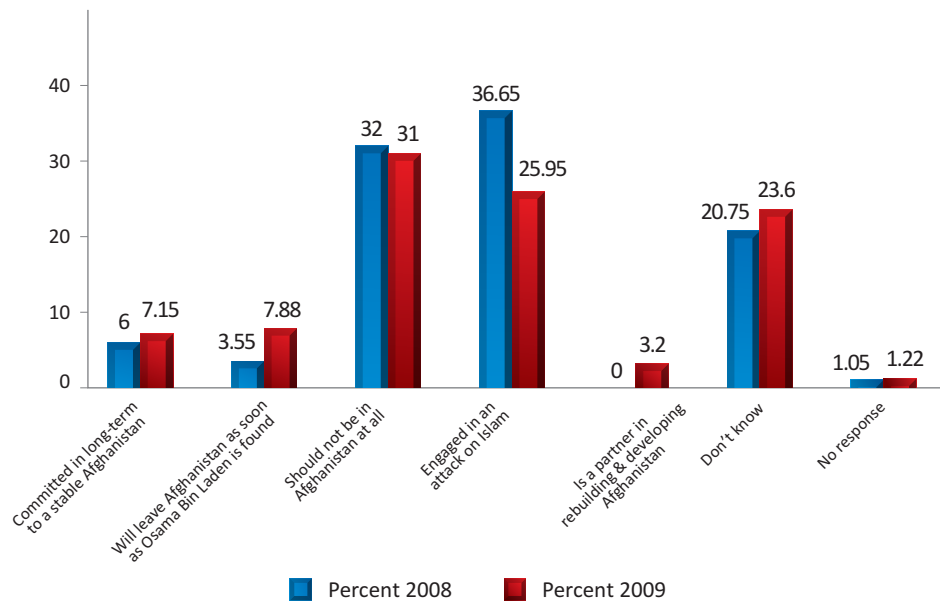
Which of the following best describes the UK's relationship with Pakistan?

Response	Percent 2008	Percent 2009
Unequal	11.6	16.68
Partners for peace and progress	10.85	11.53
Close allies in the war against terror	30.3	14.93
A left over from colonial days	7.4	7.18
Partners in development & dealing with emergencies	0	9.3
Home of many British Pakistanis	0	3.5
To kill Muslims	0.05	0
To kill people	0.05	0
Don't know	39.75	35.63
No answer	0	1.25
Total	100	100



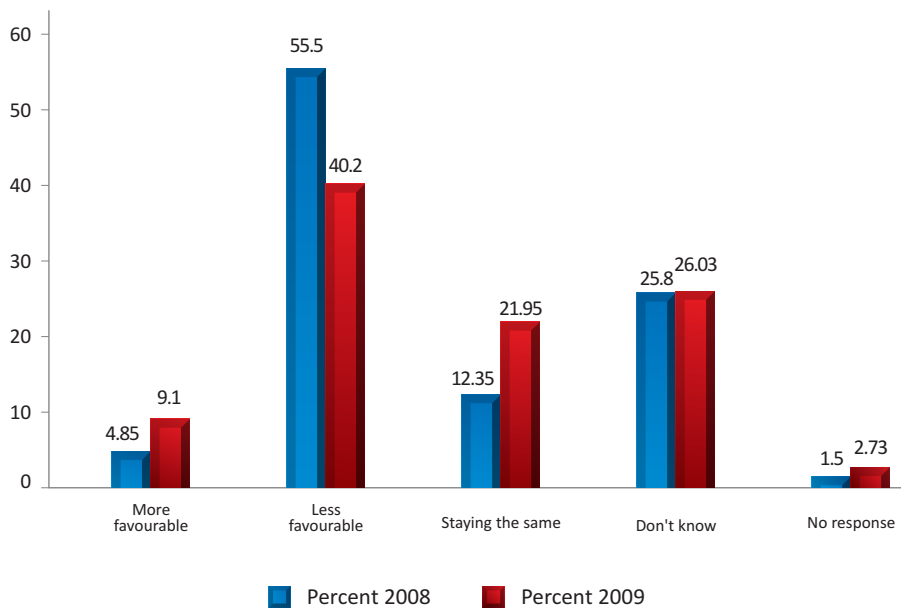
Which of the following best describes the UK's involvement in Afghanistan?

Response	Percent 2008	Percent 2009
Committed in long-term to a stable Afghanistan	6	7.15
Will leave Afghanistan as soon as Osama Bin Laden is found	3.55	7.88
Should not be in Afghanistan at all	32	31
Engaged in an attack on Islam	36.65	25.95
Is a partner in rebuilding and developing Afghanistan	0	3.2
Don't know	20.75	23.6
No response	1.05	1.22
Total	100	100



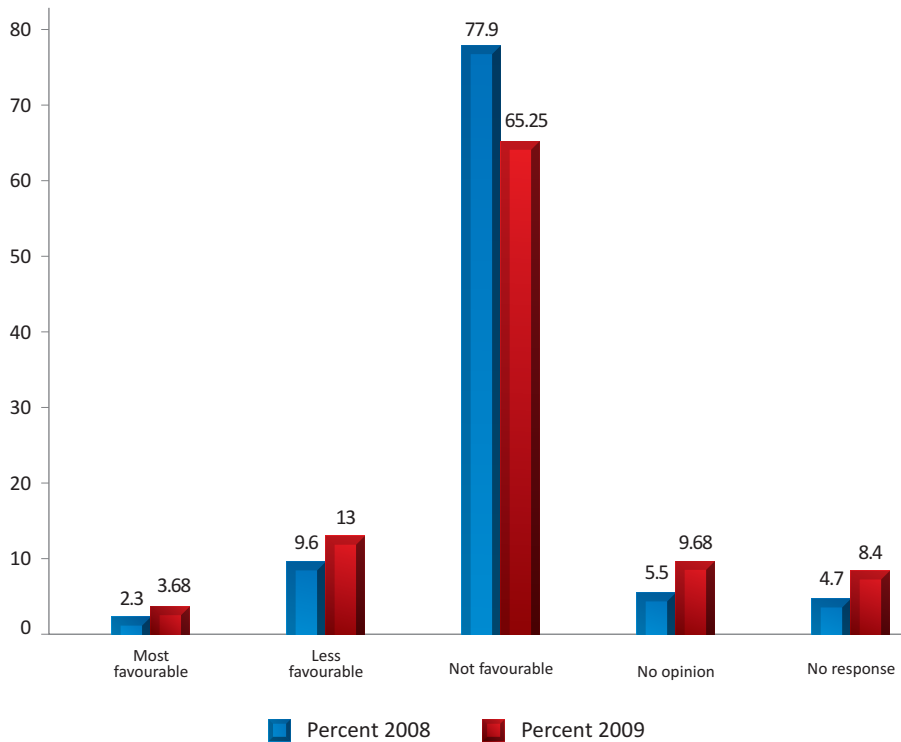
Is your opinion of the UK generally becoming more favourable, less favourable or staying the same?

Response	Percent 2008	Percent 2009
More favourable	4.85	9.1
Less favourable	55.5	40.2
Staying the same	12.35	21.95
Don't know	25.8	26.03
No response	1.5	2.73
Total	100	100



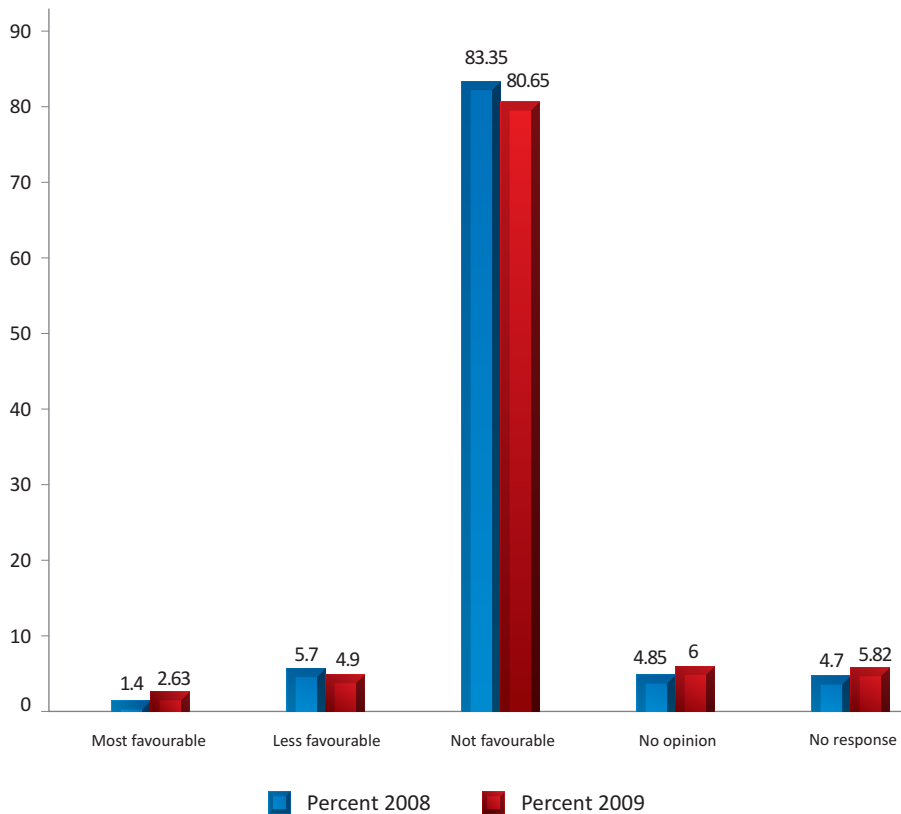
**What is your opinion of UK and USA on the following:
UK's role in Iraq**

Response	Percent 2008	Percent 2009
Most favourable	2.3	3.68
Less favourable	9.6	13
Not favourable	77.9	65.25
No opinion	5.5	9.68
No response	4.7	8.4
Total	100	100



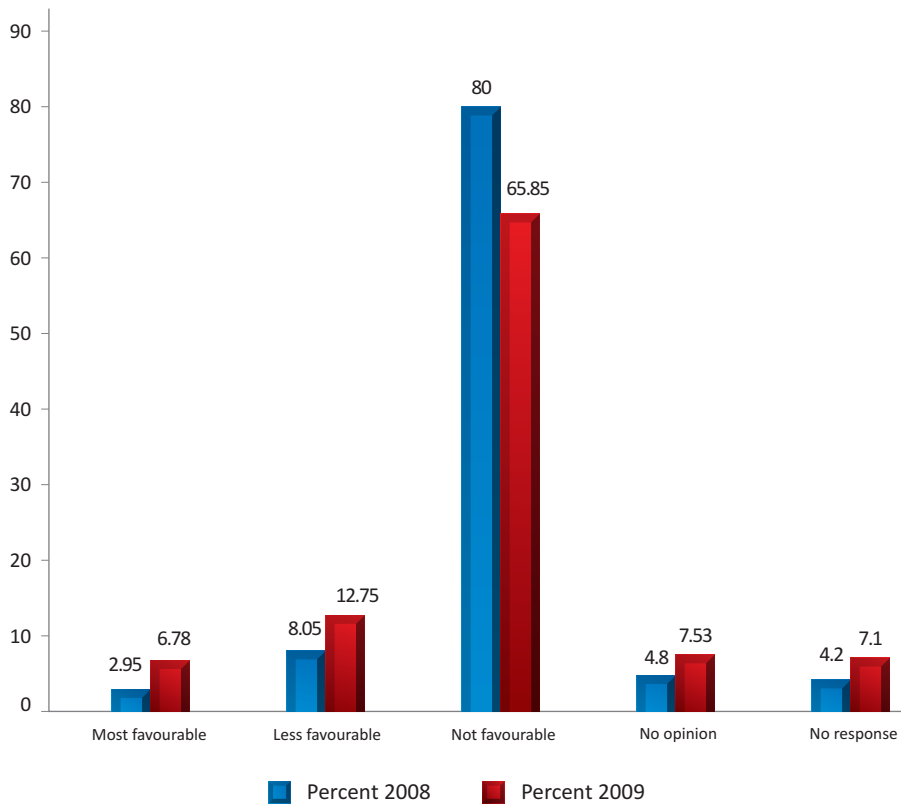
US role in Iraq

Response	Percent 2008	Percent 2009
Most favourable	1.4	2.63
Less favourable	5.7	4.9
Not favourable	83.35	80.65
No opinion	4.85	6
No response	4.7	5.82
Total	100	100



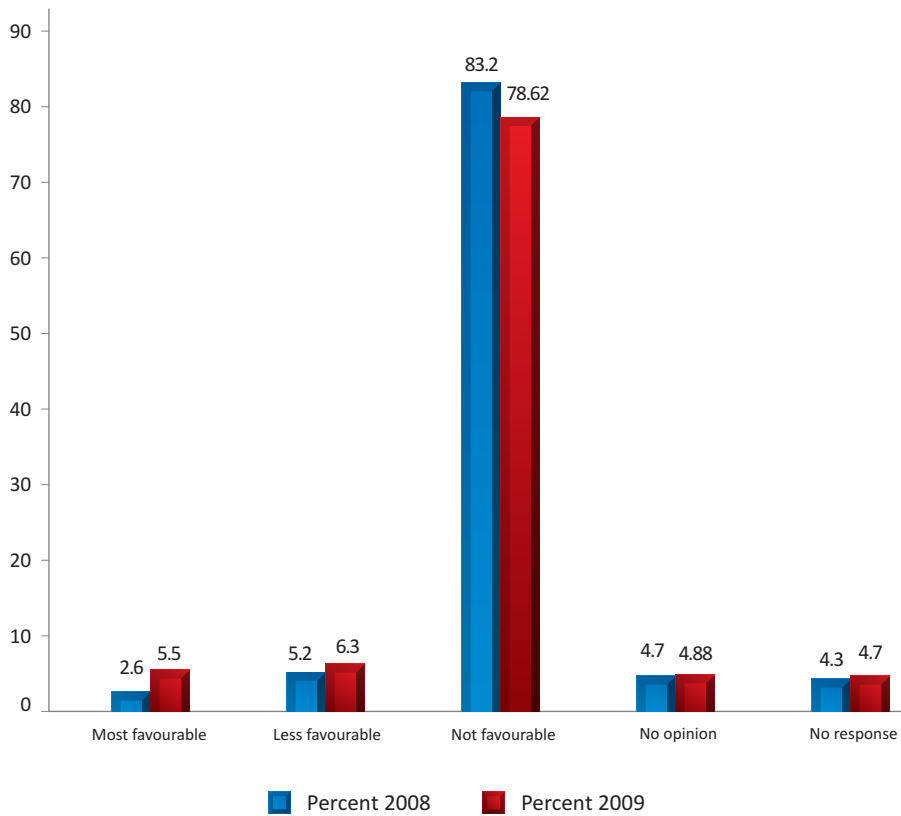
UK's role in Afghanistan

Response	Percent 2008	Percent 2009
Most favourable	2.95	6.78
Less favourable	8.05	12.75
Not favourable	80	65.85
No opinion	4.8	7.53
No response	4.2	7.1
Total	100	100



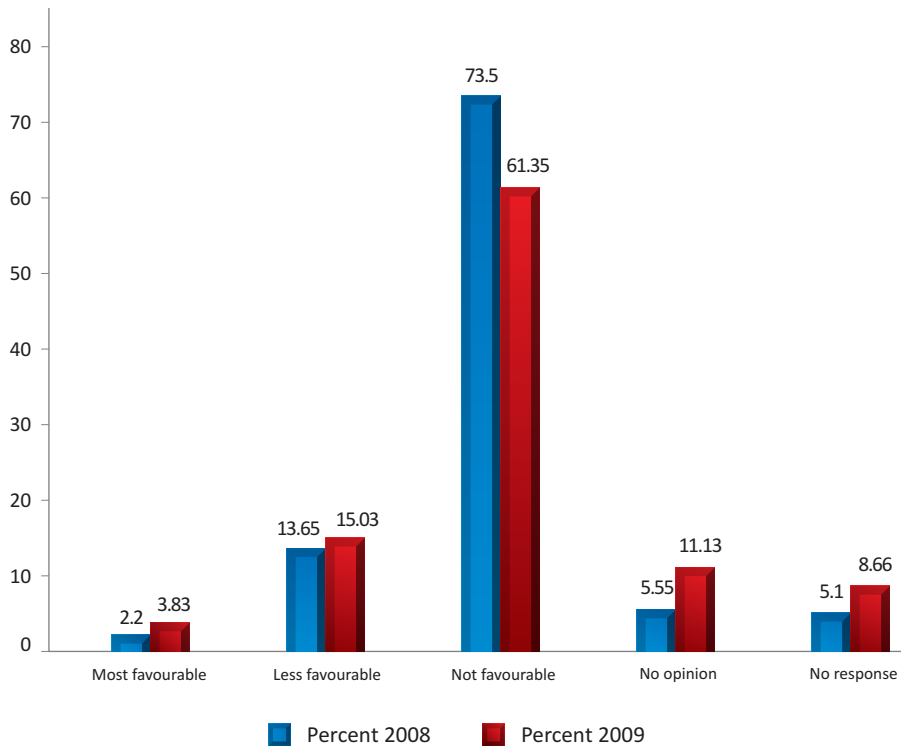
US role in Afghanistan

Response	Percent 2008	Percent 2009
Most favourable	2.6	5.5
Less favourable	5.2	6.3
Not favourable	83.2	78.62
No opinion	4.7	4.88
No response	4.3	4.7
Total	100	100



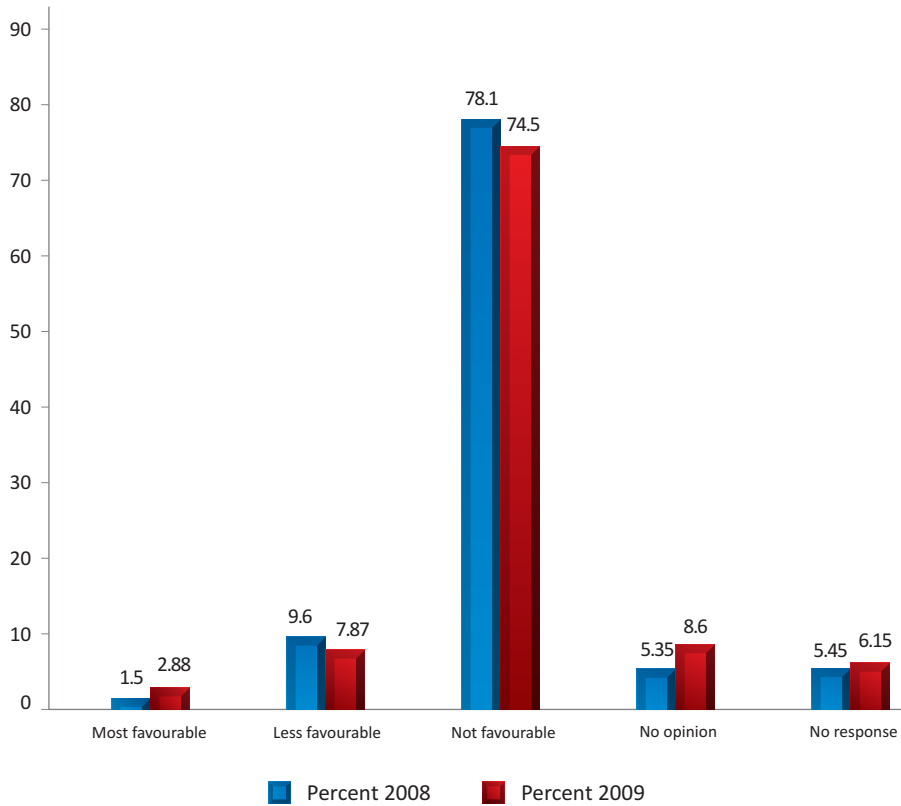
UK's attitude towards the Islamic world

Response	Percent 2008	Percent 2009
Most favourable	2.2	3.83
Less favourable	13.65	15.03
Not favourable	73.5	61.35
No opinion	5.55	11.13
No response	5.1	8.66
Total	100	100



US attitude towards the Islamic world

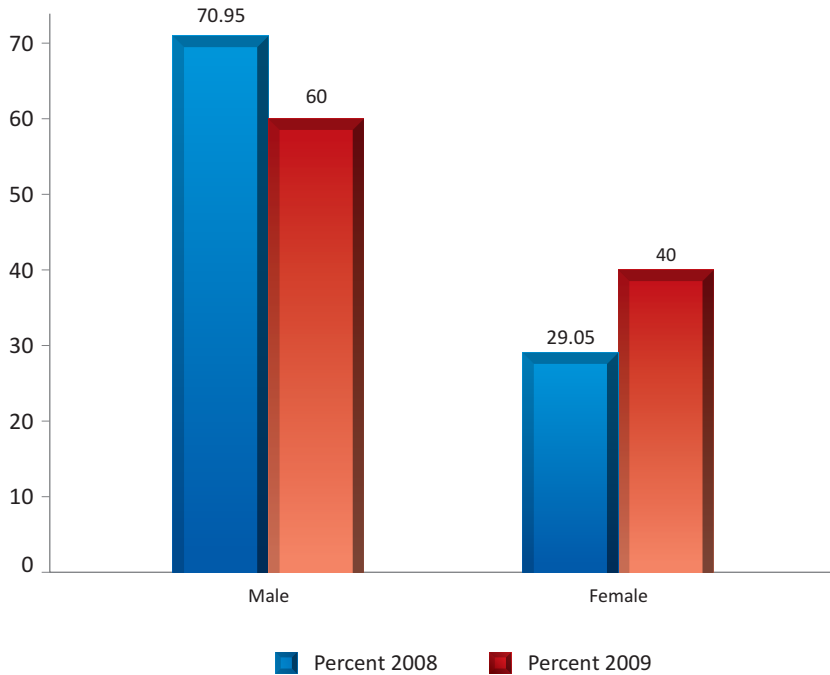
Response	Percent 2008	Percent 2009
Most favourable	1.5	2.88
Less favourable	9.6	7.87
Not favourable	78.1	74.5
No opinion	5.35	8.6
No response	5.45	6.15
Total	100	100



DEMOGRAPHICS

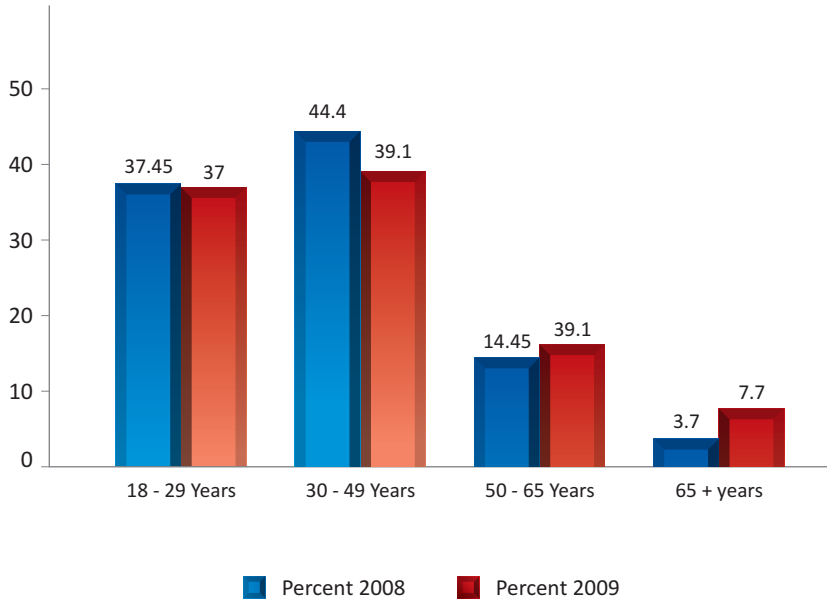
Gender of respondents

Response	Percent 2008	Percent 2009
Male	70.95	60
Female	29.05	40
Total	100	100



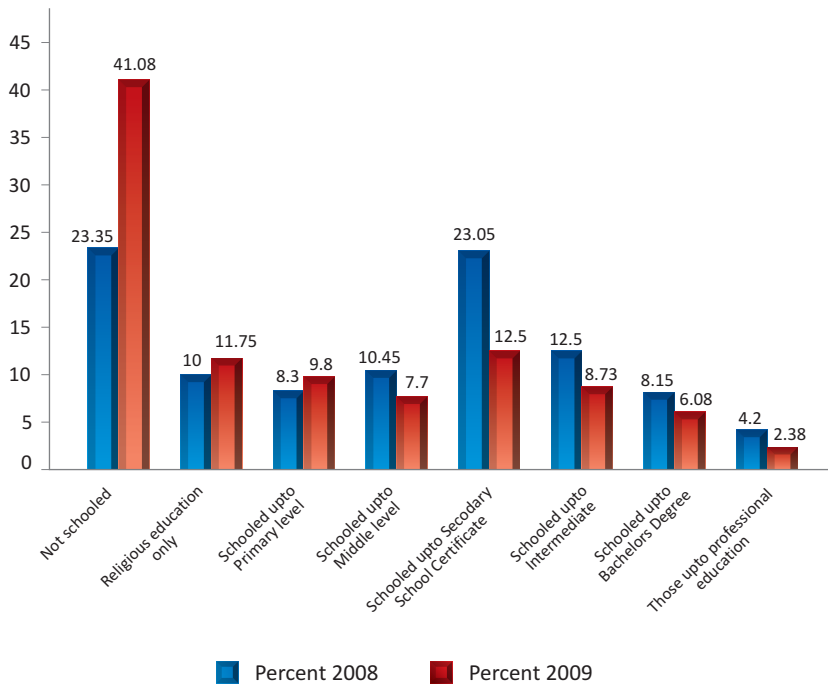
Age group of respondents

Response	Percent 2008	Percent 2009
18 - 29 Years	37.45	37
30 - 49 Years	44.4	39.1
50 - 65 Years	14.45	16.2
65 + years	3.7	7.7
Total	100	100



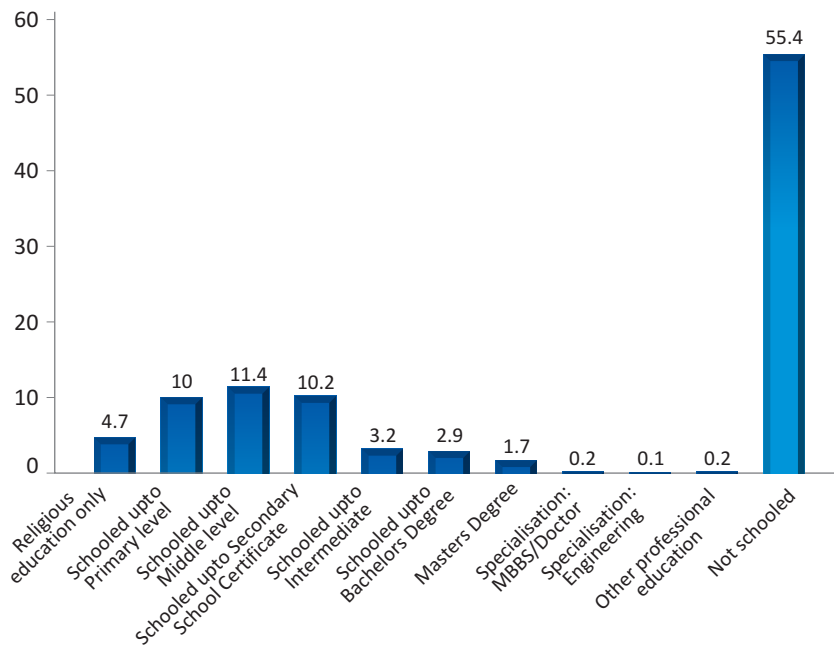
Education level of respondents

Response	Percent 2008	Percent 2009
Not schooled	23.35	41.08
Religious education only	10	11.75
Schooled upto Primary level	8.3	9.8
Schooled upto Middle level	10.45	7.7
Schooled upto Secodary School Certificate	23.05	12.5
Schooled upto Intermediate	12.5	8.73
Schooled upto Bechelors degree	8.15	6.08
Those upto professional education	4.2	2.38
Total	100	100



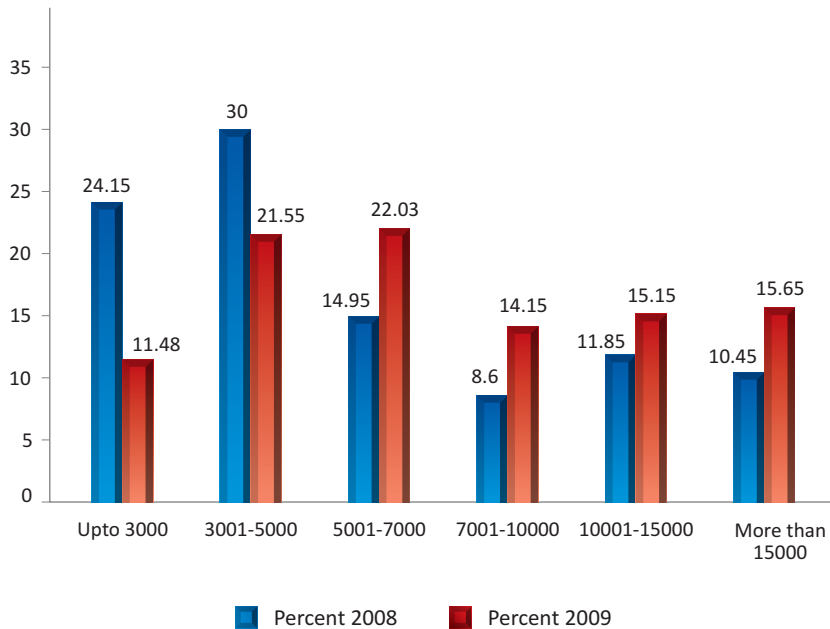
Educational qualification of head of the household:

Education	Percent 2009
Religious education only	4.7
Schooled upto Primary level	10
Schooled upto Middle level	11.4
Schooled upto Secondary School Certificate	10.2
Schooled upto Intermediate	3.2
Schooled upto Bachelors Degree	2.9
Masters Degree	1.7
Specialisation: MBBS/Doctor	0.2
Specialisation: Engineering	0.1
Other professional education	0.2
Not schooled	55.4
Total	100



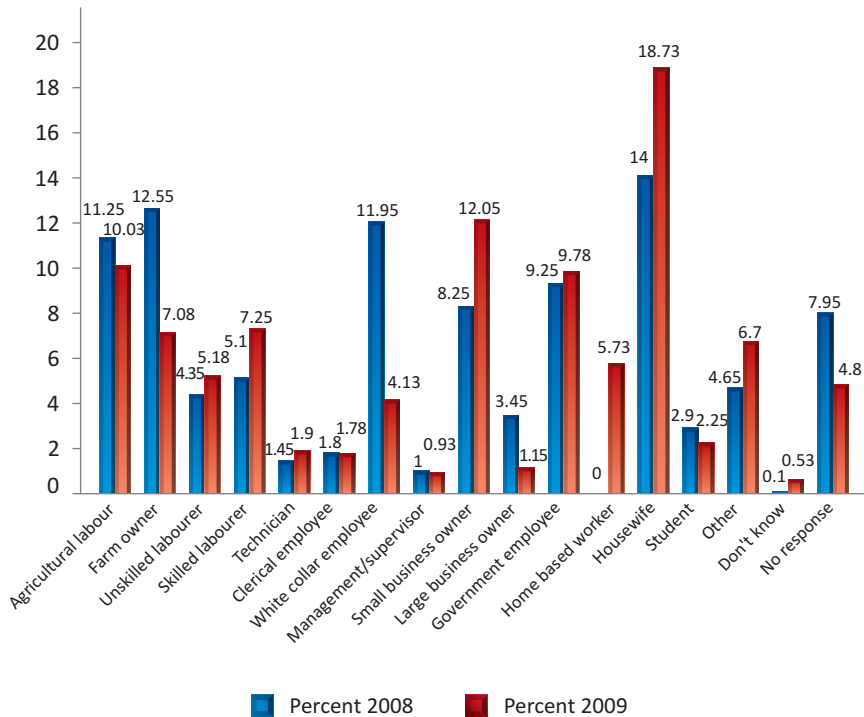
Monthly income of respondent's family in PKR

Response	Percent 2008	Percent 2009
Upto 3000	24.15	11.48
3001-5000	30	21.55
5001-7000	14.95	22.03
7001-10000	8.6	14.15
10001-15000	11.85	15.15
More than 15000	10.45	15.65
Total	100	100



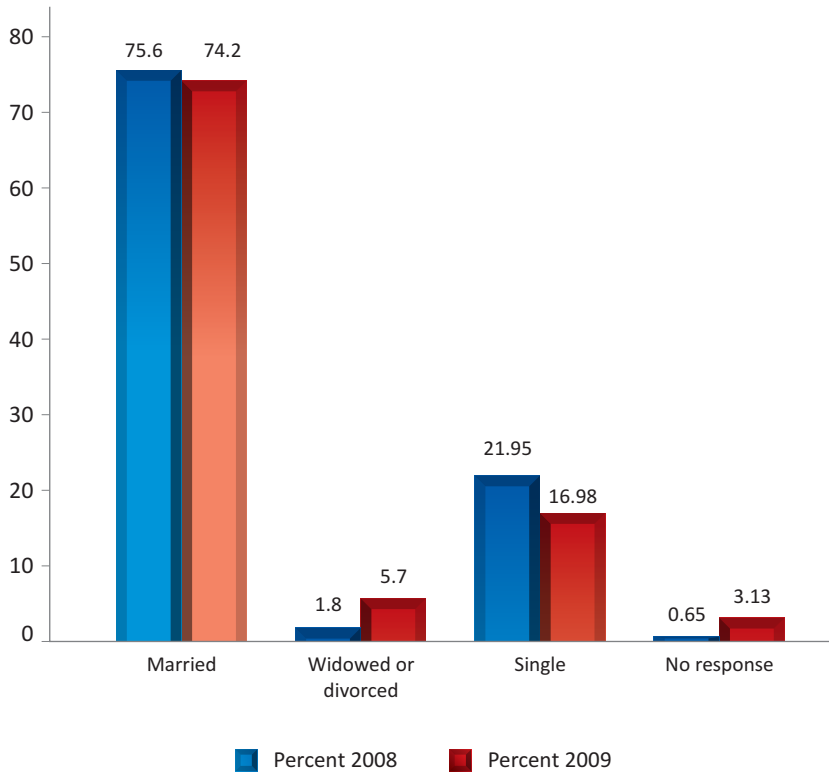
Occupation of respondents

Response	Percent 2008	Percent 2009
Agricultural labour	11.25	10.03
Farm owner	12.55	7.08
Unskilled labourer	4.35	5.18
Skilled labourer	5.1	7.25
Technician	1.45	1.9
Clerical employee	1.8	1.78
White collar employee	11.95	4.13
Management/supervisor	1	0.93
Small business owner	8.25	12.05
Large business owner	3.45	1.15
Government employee	9.25	9.78
Home based worker	0	5.73
Housewife	14	18.73
Student	2.9	2.25
Other	4.65	6.7
Don't know	0.1	0.53
No response	7.95	4.8
Total	100	100



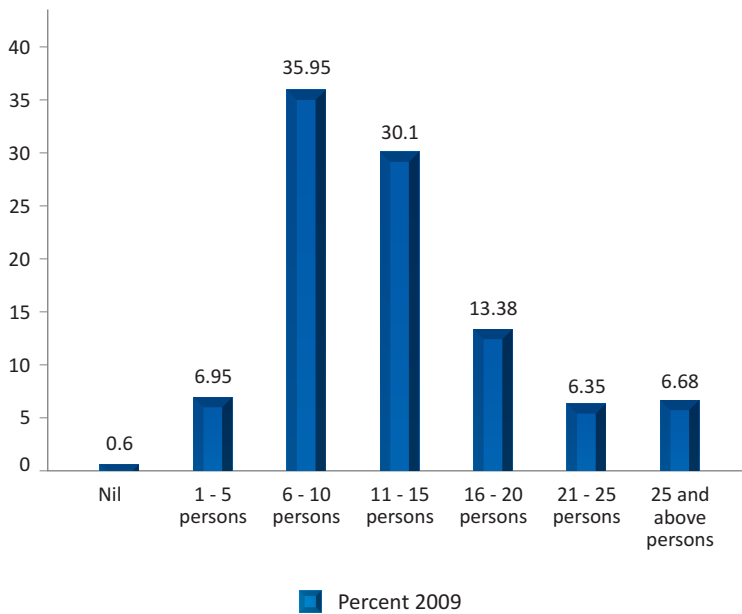
Marital status of respondents

Response	Percent 2008	Percent 2009
Married	75.6	74.2
Widowed or divorced	1.8	5.7
Single	21.95	16.98
No response	0.65	3.13
Total	100	100



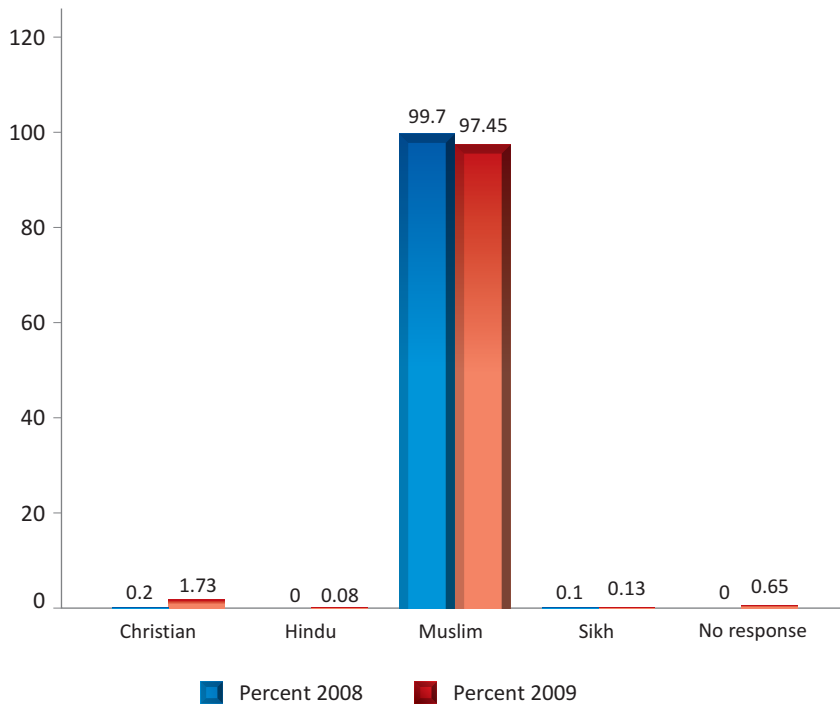
How many people live in your household/compound?

Response	Percent 2009
Nil	0.6
1 - 5 persons	6.95
6 - 10 persons	35.95
11 - 15 persons	30.1
16 - 20 persons	13.38
21 - 25 persons	6.35
25 and above persons	6.68
Total	100



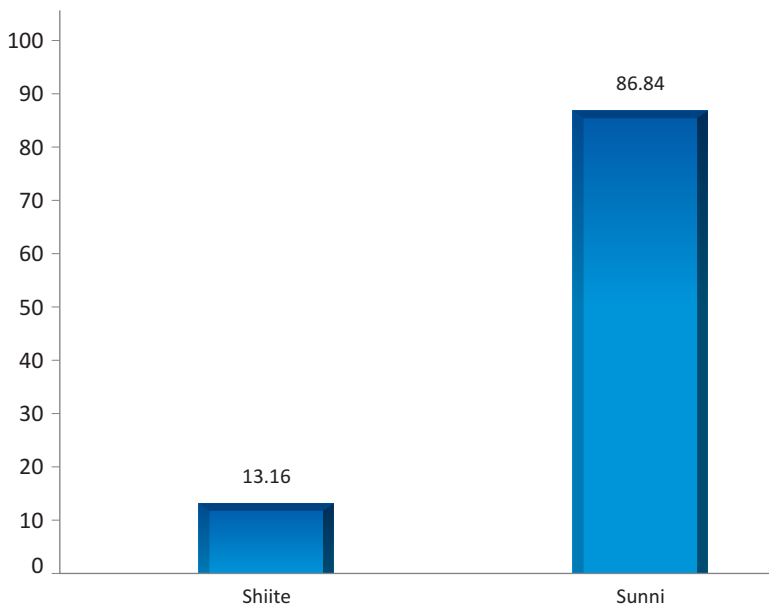
Religion of respondents

Response	Percent 2008	Percent 2009
Christian	0.2	1.73
Hindu	0	0.08
Muslim	99.7	97.45
Sikh	0.1	0.13
No response	0	0.65
Total	100	100



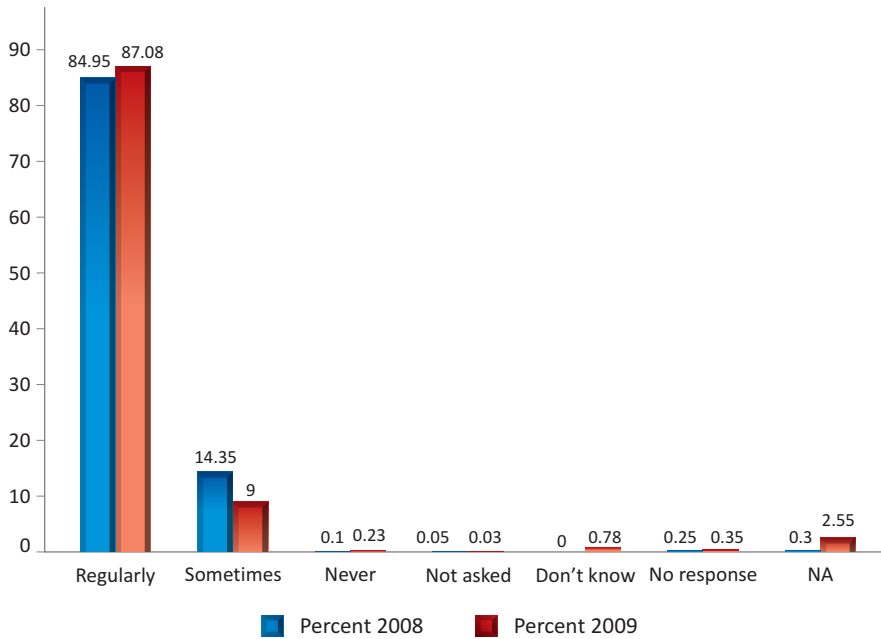
If Muslim, which sect

Response	Percent 2009
Shiite	13.16
Sunni	86.84
Total	100



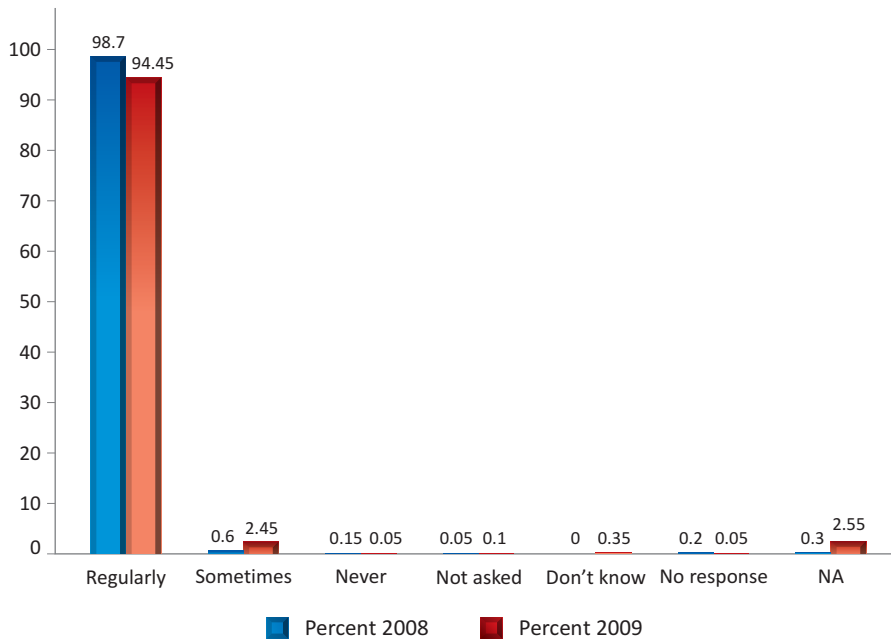
Do you pray five times a day?

Response	Percent 2008	Percent 2009
Regularly	84.95	87.08
Sometimes	14.35	9
Never	0.1	0.23
Not asked	0.05	0.03
Don't know	0	0.78
No response	0.25	0.35
NA	0.3	2.55
Total	100	100



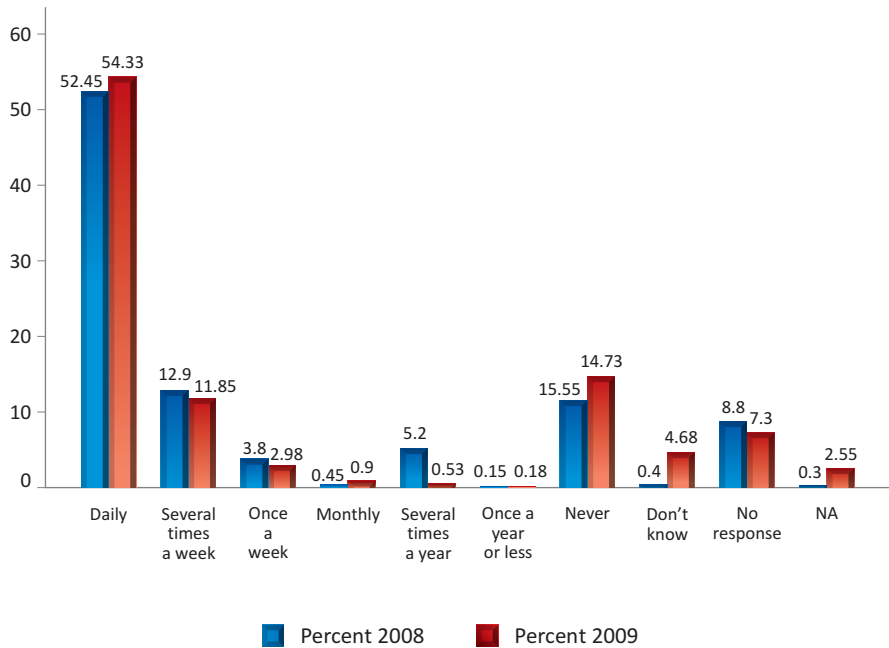
Do you fast during Ramadan?

Response	Percent 2008	Percent 2009
Regularly	98.7	94.45
Sometimes	0.6	2.45
Never	0.15	0.05
Not asked	0.05	0.1
Don't know	0	0.35
No response	0.2	0.05
NA	0.3	2.55
Total	100	100



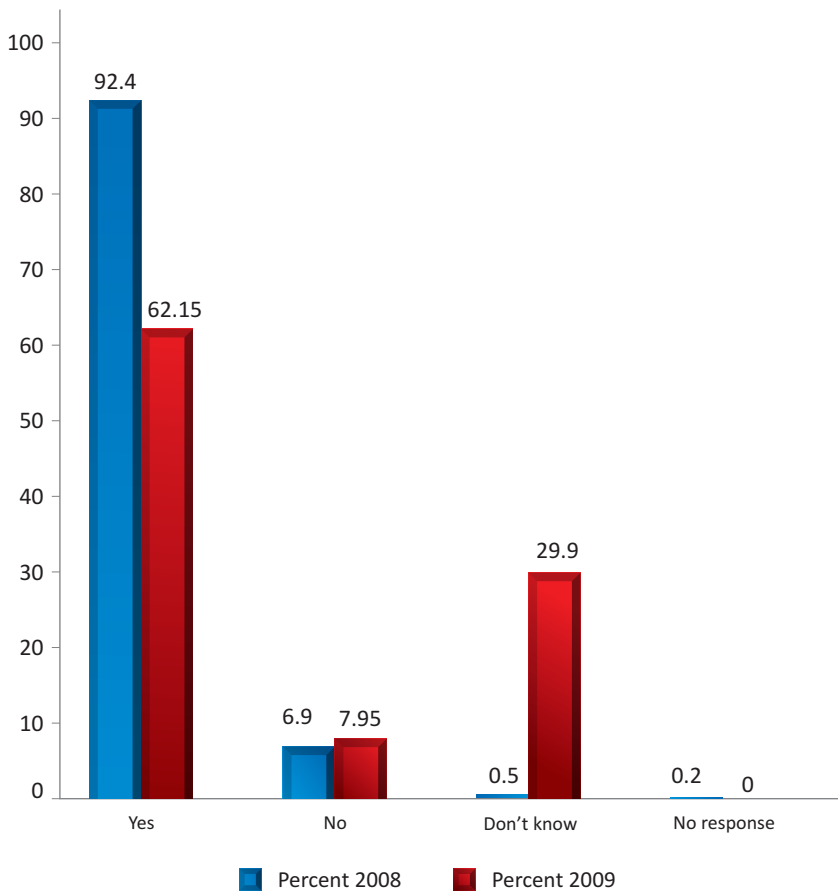
How often do you pray at the mosque?

Response	Percent 2008	Percent 2009
Daily	52.45	54.33
Several times a week	12.9	11.85
Once a week	3.8	2.98
Monthly	0.45	0.9
Several times a year	5.2	0.53
Once a year or less	0.15	0.18
Never	15.55	14.73
Don't know	0.4	4.68
No response	8.8	7.3
NA	0.3	2.55
Total	100	100



Would you be willing to participate in another survey later this year?

Response	Percent 2008	Percent 2009
Yes	92.4	62.15
No	6.9	7.95
Don't know	0.5	29.9
No response	0.2	0
Total	100	100



PDF version of 'Understanding FATA' Volume III
can be downloaded from

www.understandingfata.org

&

www.camp.org.pk



Community Appraisal and Motivation Programme (CAMP) is a national non-profit and non-governmental organisation established and registered in May 2002. We work with some of the most underprivileged communities in the Federally Administered Tribal Areas (FATA) and North West Frontier Province (NWFP) of Pakistan; responding to emergencies, improving access to quality health and education, creating livelihood opportunities and working closely with communities and government departments to promote human rights, peace and security.