

## **Pakistan Country Opinion Survey Report**

(July 2012 - June 2013)



Country Opinion Surveys  
THE WORLD BANK GROUP

# Table of Contents

- I. Objectives .....3
- II. Methodology.....3
- III. Demographics of the Sample.....5
- IV. General Issues facing Pakistan.....10
- V. Overall Attitudes toward the World Bank .....14
- VI. Sectoral Effectiveness.....20
- VII. World Bank Knowledge and Instruments .....24
- VIII. How the World Bank Operates .....34
- IX. The Future Role of the World Bank in Pakistan .....37
- X. Communication and Openness.....40
- XI. Appendices.....46



## I. Objectives

This survey was designed to achieve the following objectives:

- Assist the World Bank in gaining a better understanding of how stakeholders in Pakistan perceive the Bank;
- Obtain systematic feedback from stakeholders in Pakistan regarding:
  - Their views regarding the general environment in Pakistan;
  - Their overall attitudes toward the World Bank in Pakistan;
  - Overall impressions of the World Bank's effectiveness and results, knowledge and research, and communication and information sharing in Pakistan; and
  - Perceptions of the World Bank's future role in Pakistan.
- Use data to help inform the Pakistan country team's strategy.

## II. Methodology

In May thru July 2012, 1,000 stakeholders of the World Bank in Pakistan were invited to provide their opinions on the Bank's assistance to the country by participating in a country survey. Participants in the survey were drawn from among the office of the President or Prime Minister; the office of a Minister; the office of a Parliamentarian; employees of a ministry, ministerial department, or implementation agency; consultants/contractors working on World Bank-supported projects/programs; project management units (PMUs) overseeing implementation of a project; local government officials or staff; bilateral agencies; multilateral agencies; private sector organizations; private foundations; the financial sector/private banks; NGOs; community-based organizations (CBOs); the media; independent government institutions; trade unions; faith-based groups; academia/research institutes/think tanks; and the judiciary branch. A total of 512 stakeholders participated in the country survey (51%).

Respondents received questionnaires via courier, post, or email and returned it accordingly, or completed questionnaires with a representative of the fielding agency. Respondents were asked about: general issues facing Pakistan, their overall attitudes toward the Bank; the World Bank's effectiveness and results; the Bank's knowledge; working with the World Bank; the Bank's future role in Pakistan, and the Bank's communication and information sharing in Pakistan:

Every country that engages in the Country Survey must include specific indicator questions that will be aggregated for the Bank's annual Corporate Scorecard. These questions are identified throughout the survey report.

- A. General Issues facing Pakistan: Respondents were asked to indicate whether Pakistan is headed in the right direction, what they thought were the top three most important development priorities, and which areas would contribute most to reducing poverty and generating economic growth in Pakistan.

## II. Methodology (continued)

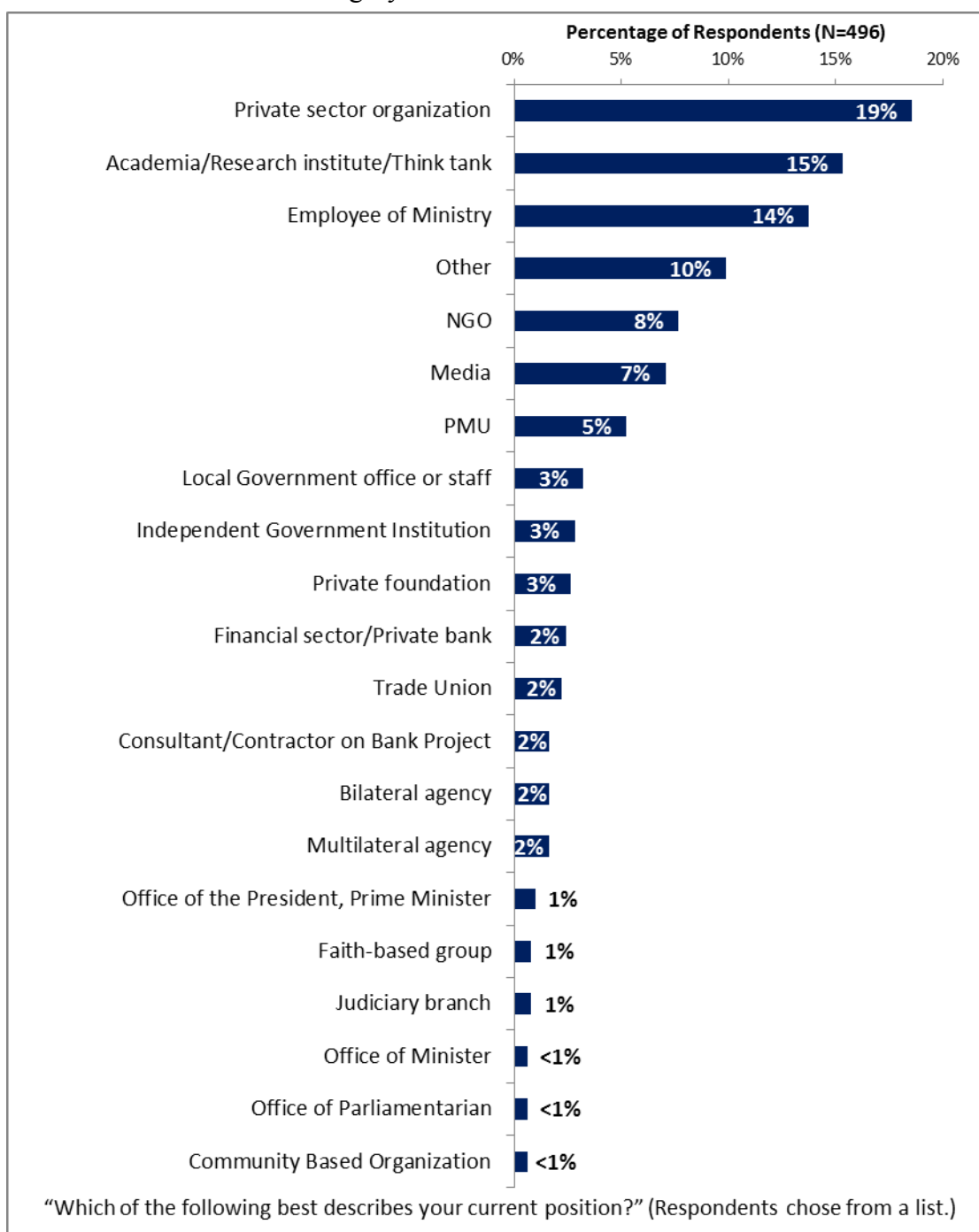
- B. Overall Attitudes toward the World Bank: Respondents were asked to rate their familiarity with the World Bank, the Bank's effectiveness in Pakistan, Bank staff preparedness, the extent to which the Bank should seek to influence the global development agenda, their agreement with various statements regarding the Bank's work, and the extent to which the Bank is an effective development partner. Respondents were also asked to indicate the sectoral areas on which it would be most productive for the Bank to focus its resources, the Bank's greatest values and greatest weaknesses in its work, the most and least effective instruments in helping to reduce poverty in Pakistan, with which groups the Bank should work more, and to what reasons respondents attributed failed or slow reform efforts.
- C. World Bank Effectiveness and Results: Respondents were asked to rate the extent to which the Bank's work helps achieve sustainable development results in Pakistan, the extent to which the Bank meets Pakistan's need for knowledge services and financial instruments, and the Bank's level of effectiveness across thirty-six development areas, such as anti-corruption and economic growth.
- D. The World Bank's Knowledge: Respondents were asked to indicate how frequently they consult Bank knowledge/research, the areas on which the Bank should focus its research efforts, and to rate the effectiveness and quality of the Bank's knowledge/research, including how significant of a contribution it makes to development results, its technical quality, the Bank's effectiveness at providing linkage to non-Bank expertise, and the extent to which Pakistan received value for money from fee-for-service products/services.
- E. Working with the World Bank: Respondents were asked to rate their level of agreement with a series of statements regarding working with the Bank, such as the World Bank's "Safeguard Policy" requirements being reasonable and the Bank disbursing funds promptly.
- F. The Future Role of the World Bank in Pakistan: Respondents were asked to rate how significant a role the Bank should play in Pakistan's development in the near future and to indicate what the Bank should do to make itself of greater value in Pakistan.
- G. Communication and Information Sharing: Respondents were asked to indicate where they get information about economic and social development issues, how they prefer to receive information from the Bank, their access to the Internet, and their usage and evaluation of the Bank's website. Respondents were asked about their awareness of the Bank's Access to Information policy, past information requests from the Bank, and their level of agreement that they use more data from the World Bank as a result of the Bank's Open Data policy. Respondents were also asked their level of agreement that they know how to find information from the Bank and that the Bank is responsive to information requests.
- H. Background Information: Respondents were asked to indicate their current position, specialization, whether they professionally collaborate with the World Bank, their exposure to the Bank in Pakistan, and their geographic location.

In addition, when possible, responses from respondents completing this year's country survey were compared to responses from the 351 respondents (44% response rate) who completed the country survey in FY 2005. Notations and/or charts are included when these comparisons were possible. It should be noted that half of the respondents in FY '05 were from local and national government (who tend to be more positive than those outside government in Country Surveys globally), which may explain some of the change in views of the World Bank.

### III. Demographics of the Sample

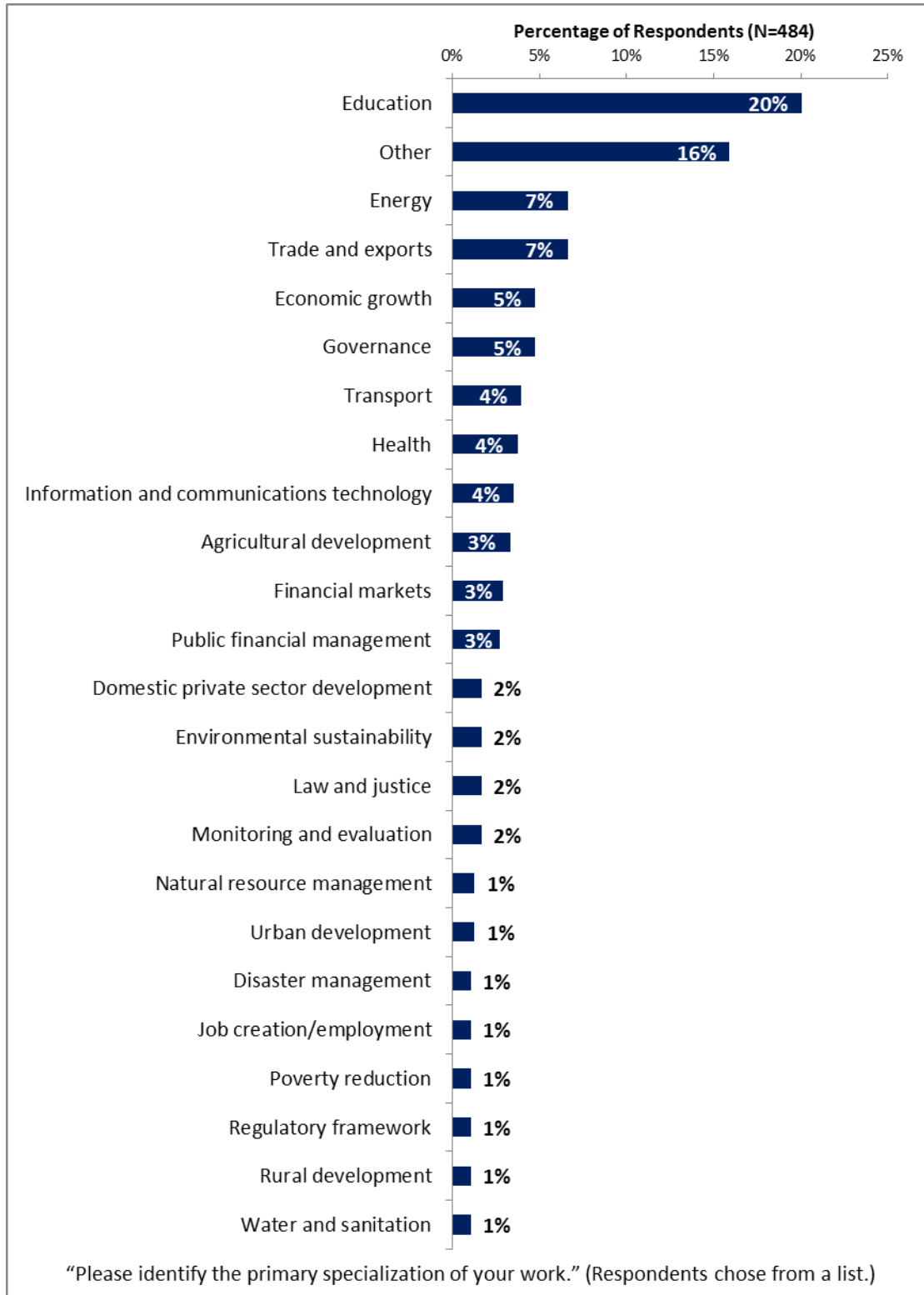
#### Current Position

- For further analyses, the small number of respondents from the office of a Minister were combined with those from the office of the President/Prime Minister, consultants working on Bank-supported projects were combined with respondents from PMUs, respondents from CBOs were combined with those from NGOs, respondents from multilateral agencies were combined with those from bilateral agencies, and the few respondents from the office of a Parliamentarian, faith-based groups, and the judiciary branch were included in the “Other” category.



### III. Demographics of the Sample (continued)

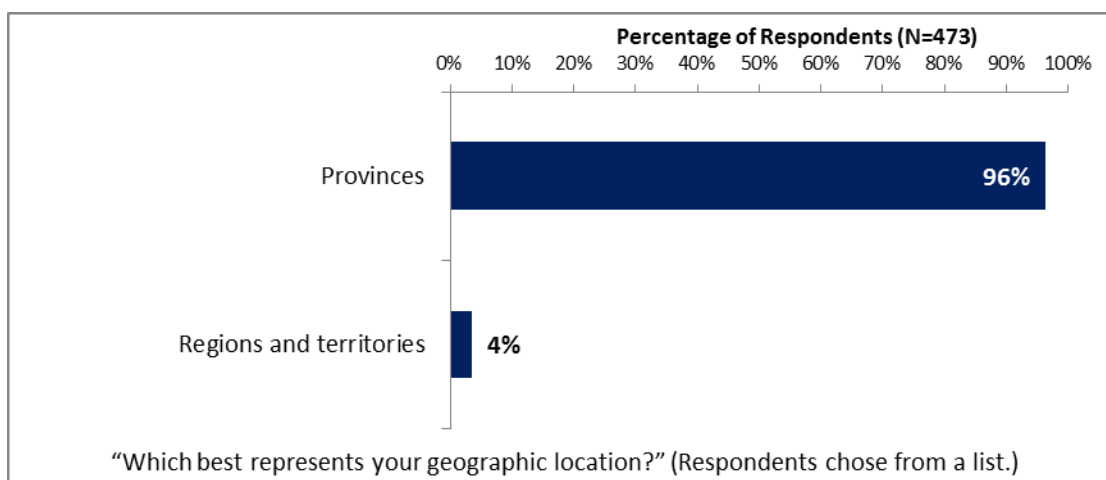
#### Area of Primary Specialization



### III. Demographics of the Sample (continued)

#### Geographic Location

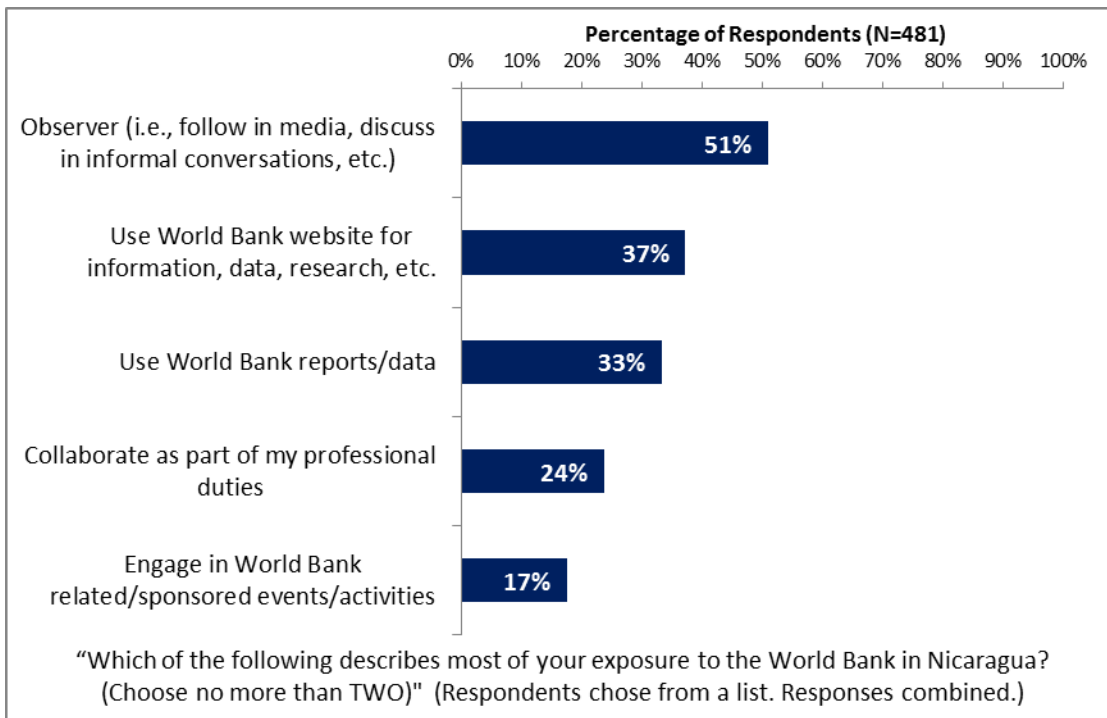
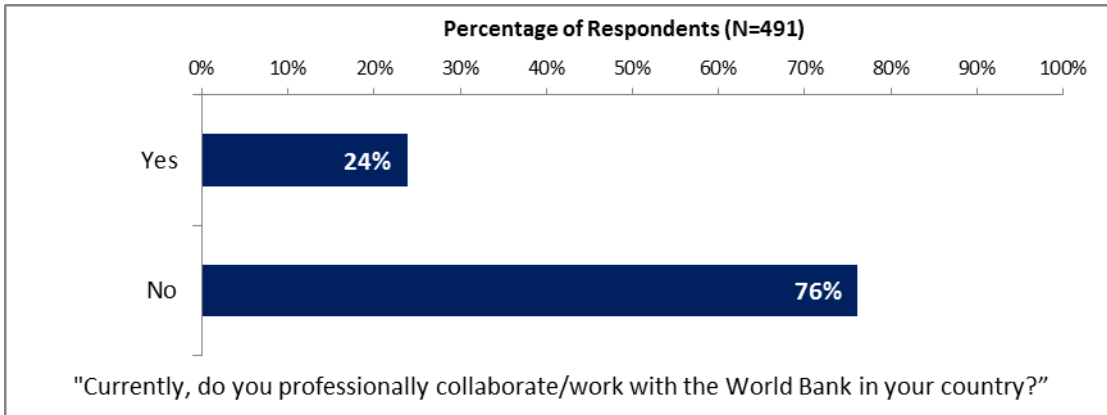
- The vast majority of respondents indicated that they were located in Provinces (i.e., Sindh, Khyber, Pakhtunkhwa, Balochistan, Punjab). Because of the small number of respondents from Regions and Territories (i.e., Azad Jammu and Kashmir, AJK, Gilgit-Baltistan, GB, Federally Administered Tribal Areas, FATA), comparisons between geographic locations were not possible.



### III. Demographics of the Sample (continued)

#### Collaboration with and Exposure to the World Bank

- Differences in responses to the indicator questions, based on levels of collaboration and exposure to the World Bank in Pakistan, can be found in the Appendix (page 81). Please note that where these two factors appear to have a significant relationship with overall views of the Bank, it is highlighted in yellow in that table.

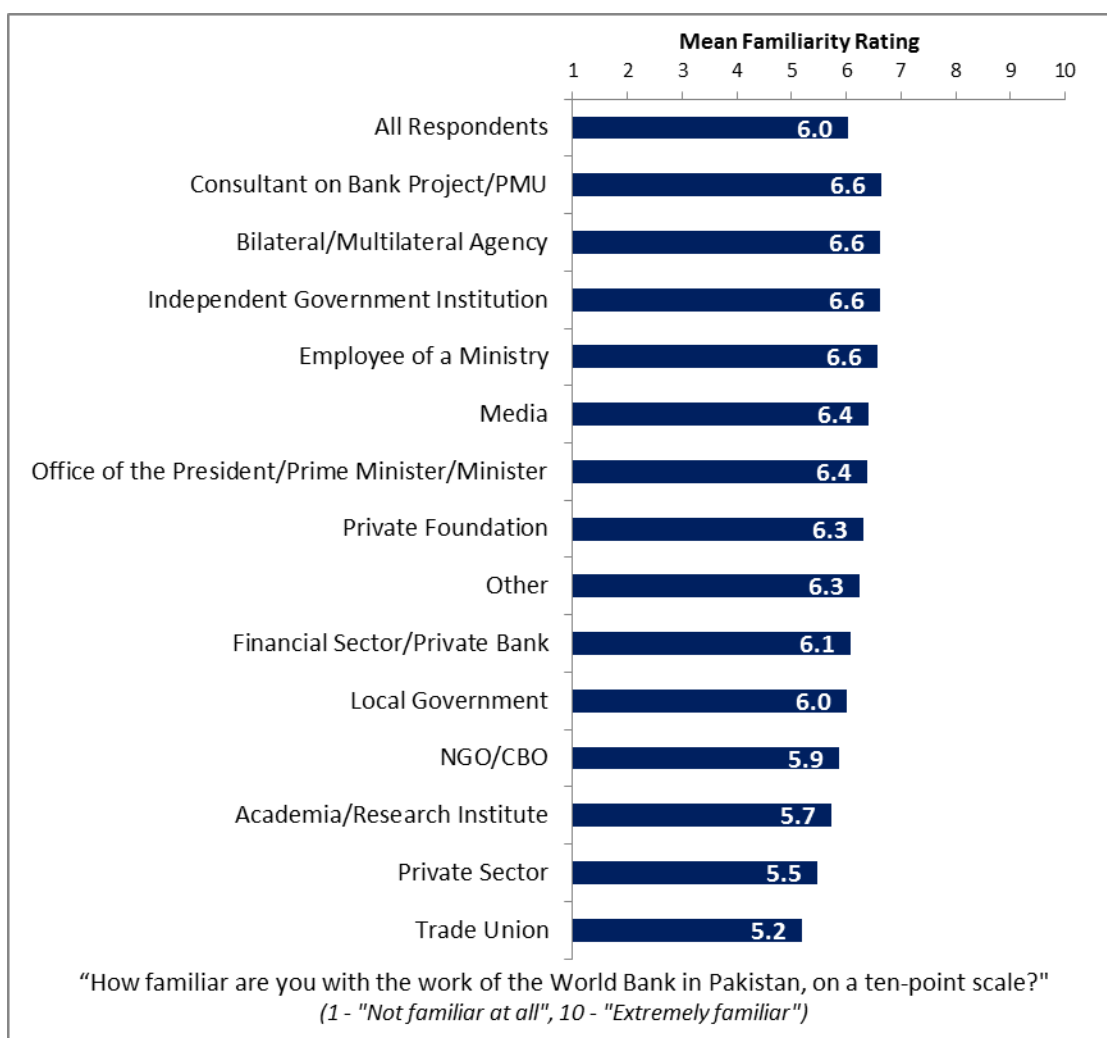




### III. Demographics of the Sample (continued)

#### Familiarity with the World Bank

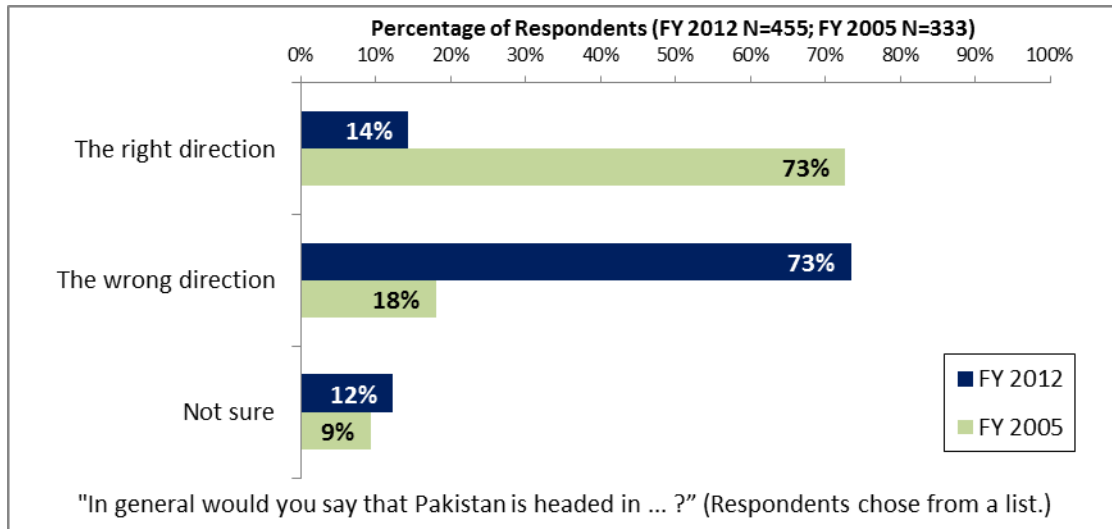
- Across all respondents, familiarity with the Bank received a mean rating of 6.0, this was significantly lower than the mean rating received in the FY '05 country survey (6.4).
  - Respondents across all stakeholder groups had statistically similar levels of familiarity with the Bank.
  - It should be noted that respondents' ratings of familiarity with the Bank were significantly, moderately correlated with their perceptions of the Bank's overall effectiveness in Pakistan, the Bank's ability to help achieve sustainable development results, and the Bank's relevance to Pakistan's development.



## IV. General Issues facing Pakistan

### Headed in the Right Direction

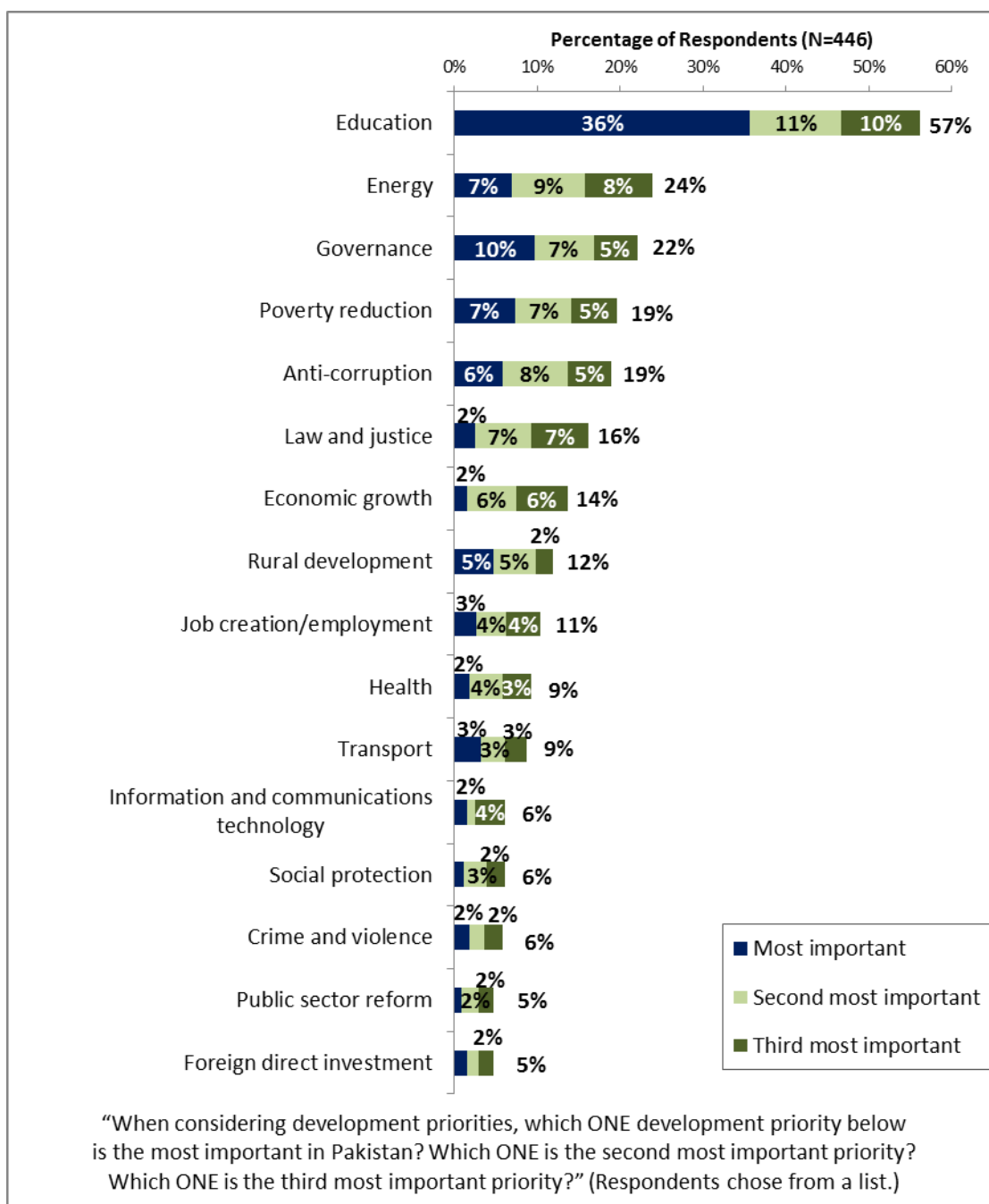
- A majority of respondents across most stakeholder groups indicated that Pakistan was headed in the wrong direction, except respondents from the office of the President/Prime Minister/Minister who were equally likely to indicate that Pakistan was headed in the right direction, wrong direction, and not sure.
  - This was a significantly different perspective compared to respondents in the FY '05 country survey in which nearly three-quarters of respondents indicated that Pakistan was headed in the right direction.



## IV. General Issues facing Pakistan (continued)

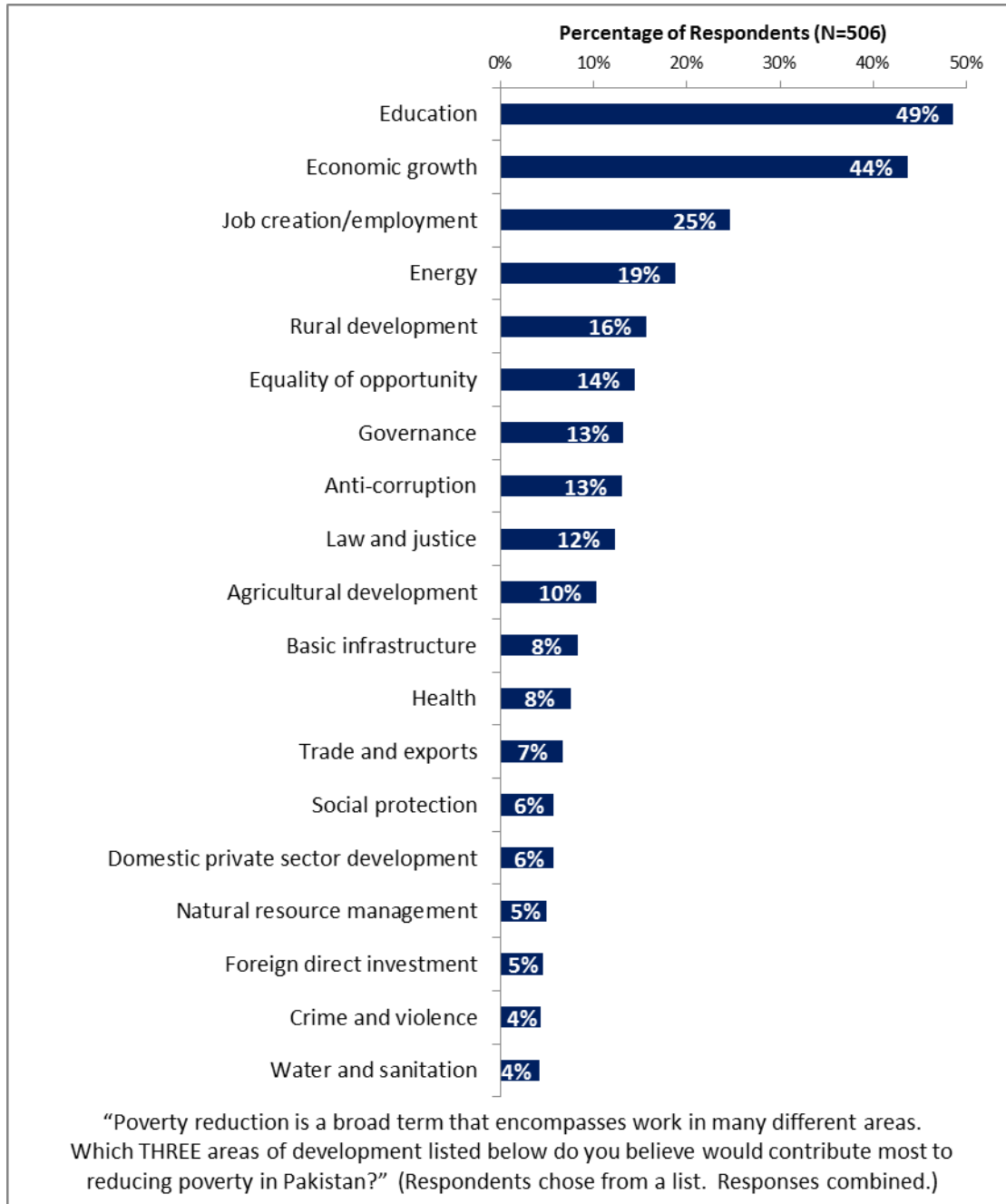
### Development Priority

- Respondents across most stakeholder groups indicated that education was the most important development priority in Pakistan, except respondents from the office of the President/Prime Minister/Minister who were more likely to indicate economic growth and respondents from trade unions who were more likely to indicate energy.
  - Over half of all respondents in the FY '05 country survey indicated that reducing poverty was the most important development priority for Pakistan.



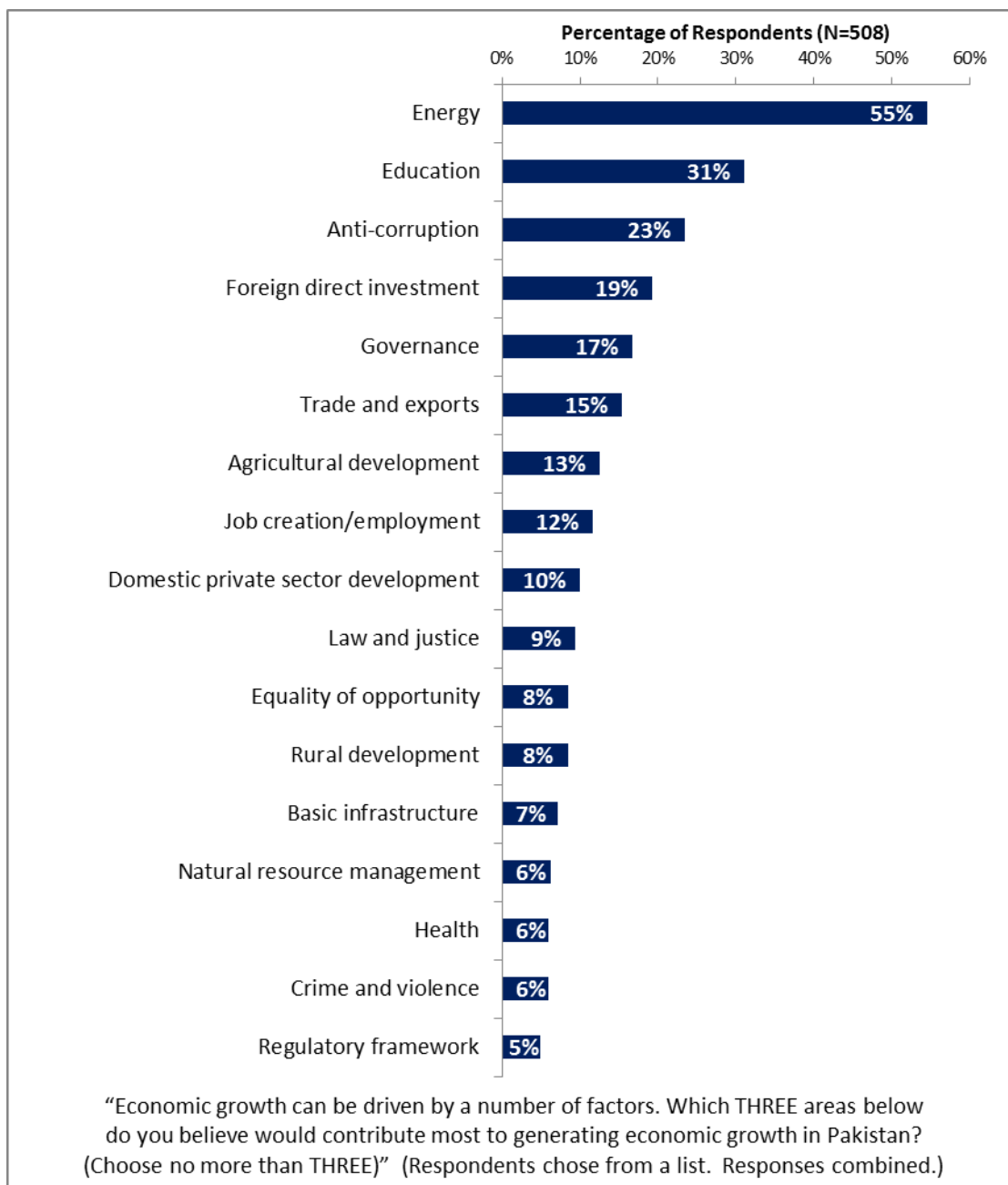
## IV. General Issues facing Pakistan (continued)

### Reducing Poverty



## IV. General Issues facing Pakistan (continued)

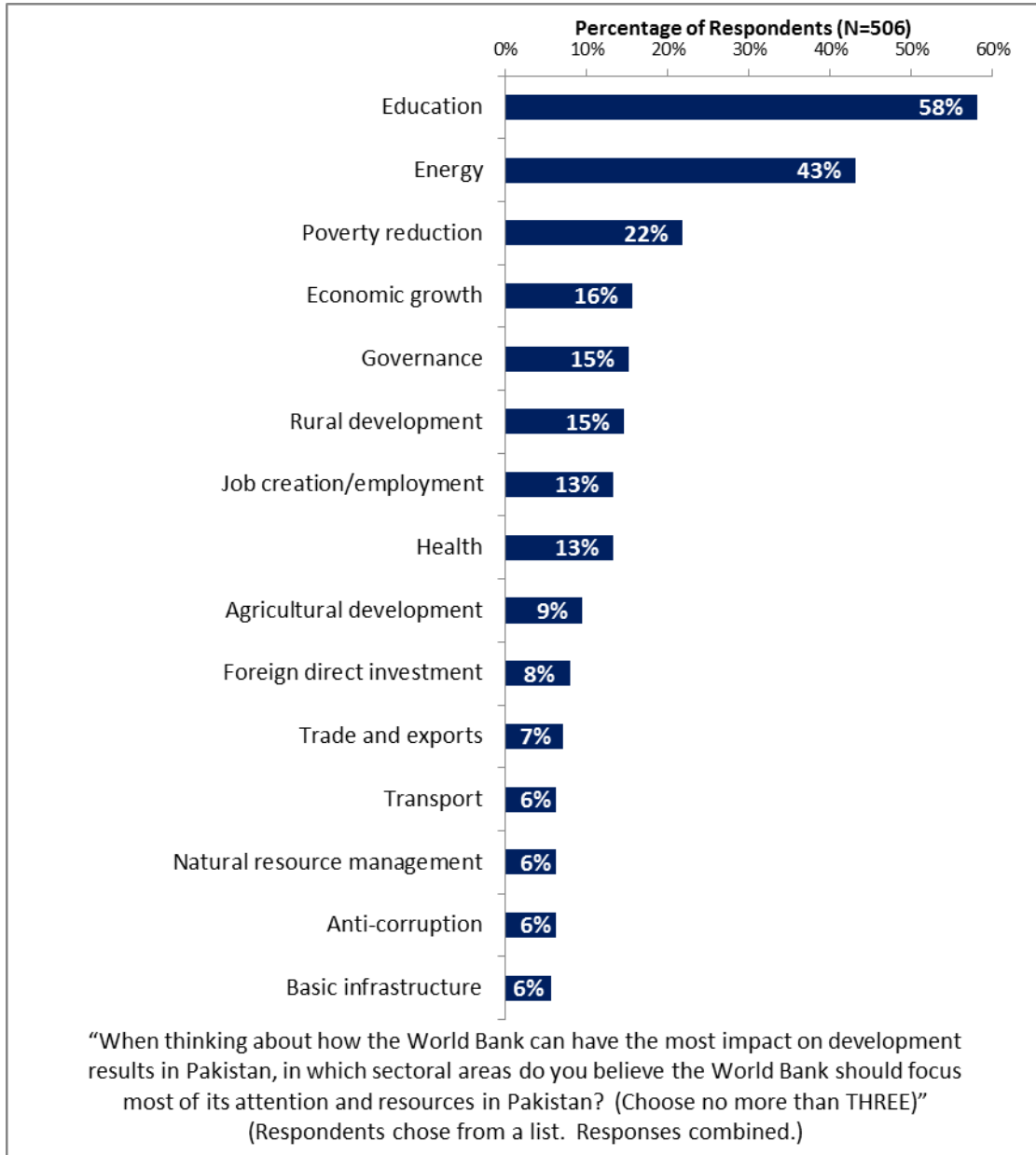
### Economic Growth



## V. Overall Attitudes toward the World Bank

As noted in the “Methodology” section, the indicator questions referred to throughout the survey report are questions that are asked in every country that engages in the Country Survey. These will be aggregated for the Bank’s annual Corporate Scorecard.

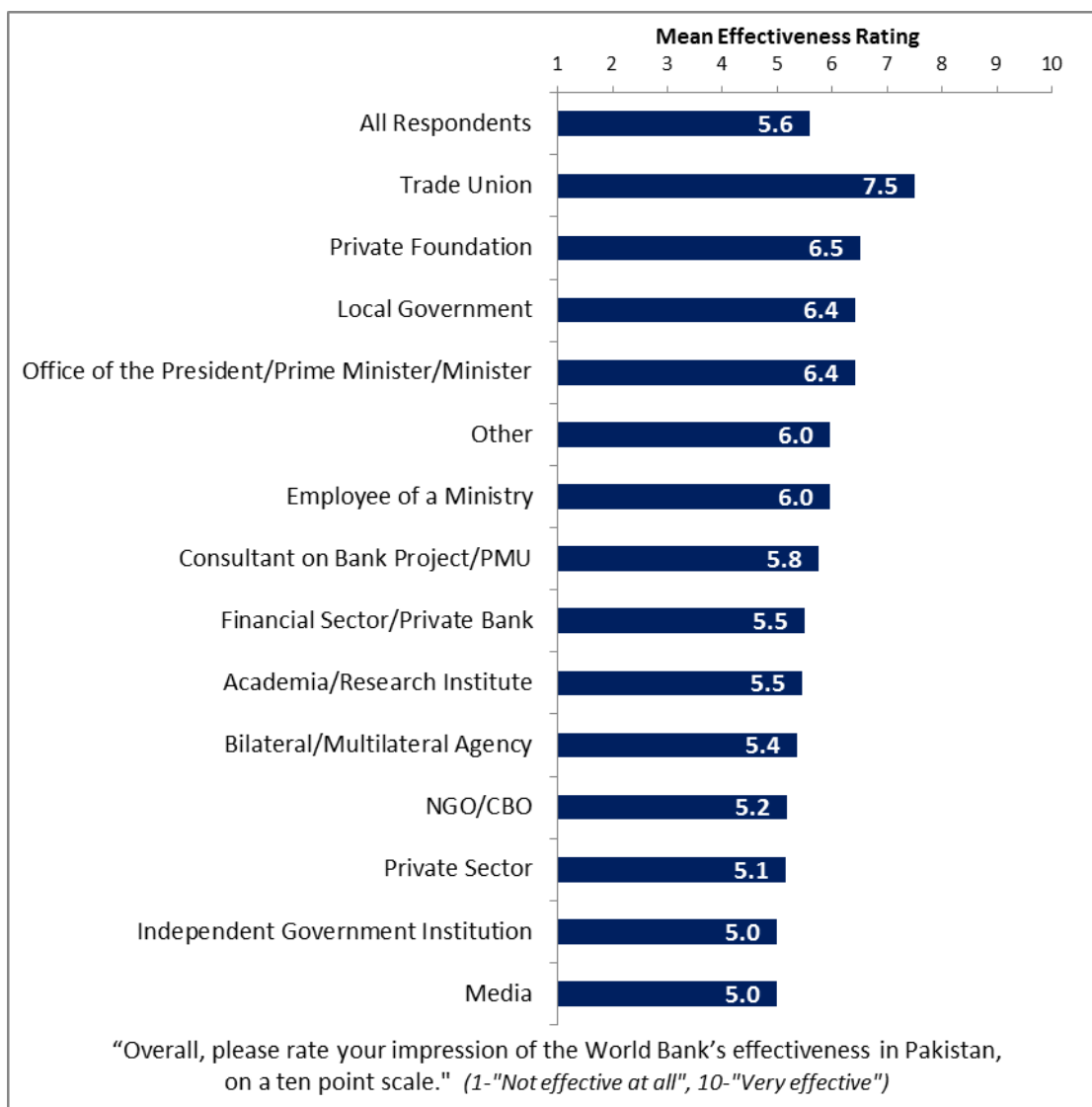
### Focusing World Bank Resources



## V. Overall Attitudes toward the World Bank (continued)

### The World Bank's Overall Effectiveness (*Indicator Question*)

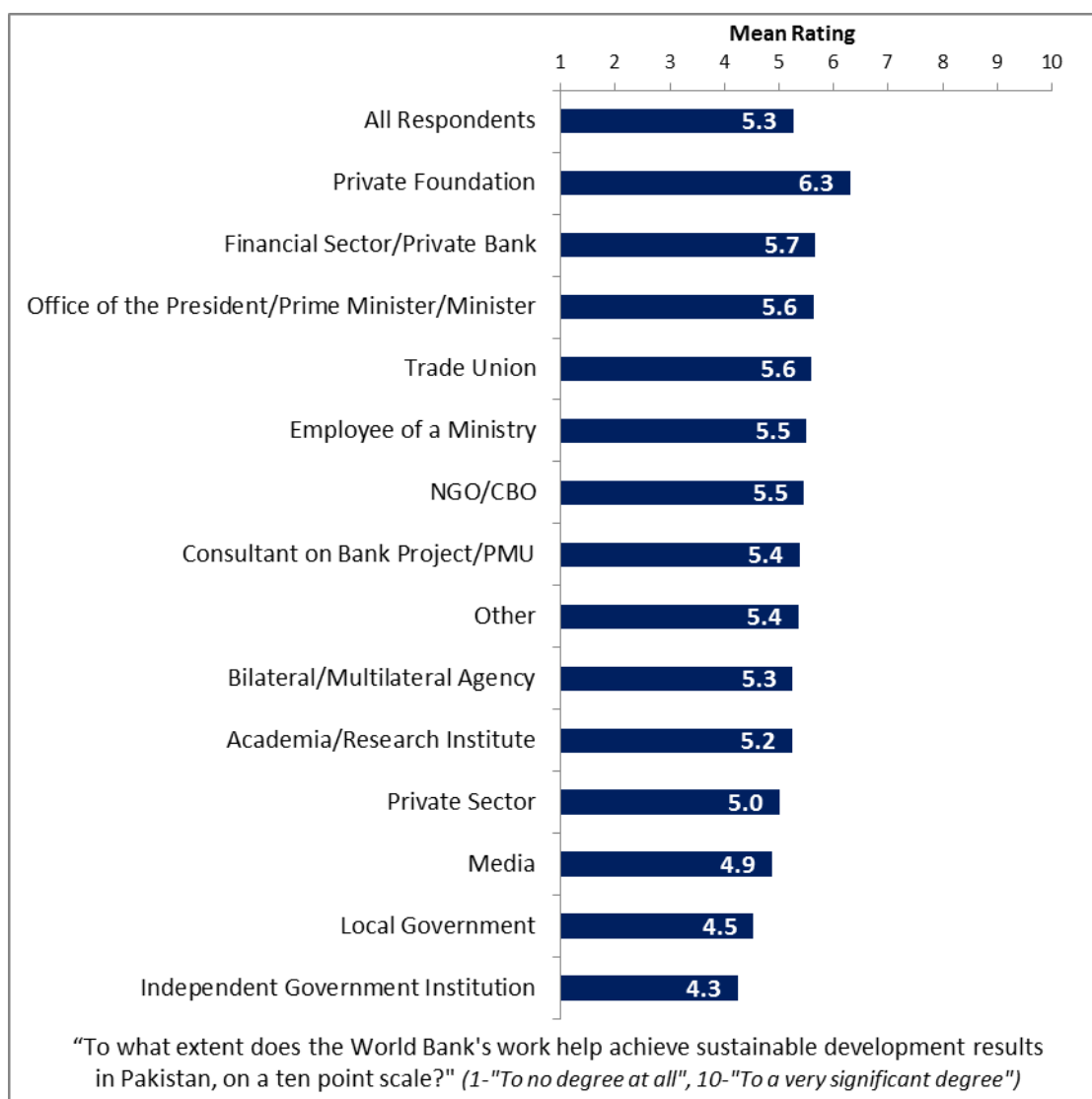
- Across all respondents, ratings of the World Bank's overall effectiveness in Pakistan received a mean rating of 5.6; this was statistically similar to the mean overall effectiveness rating received in the FY '05 country survey (5.6).
  - Respondents from trade unions gave the highest ratings for the Bank's overall effectiveness in Pakistan whereas respondents from independent government institutions and the media gave significantly lower ratings.



## V. Overall Attitudes toward the World Bank (continued)

### Achieving Sustainable Development Results (*Indicator Question*)

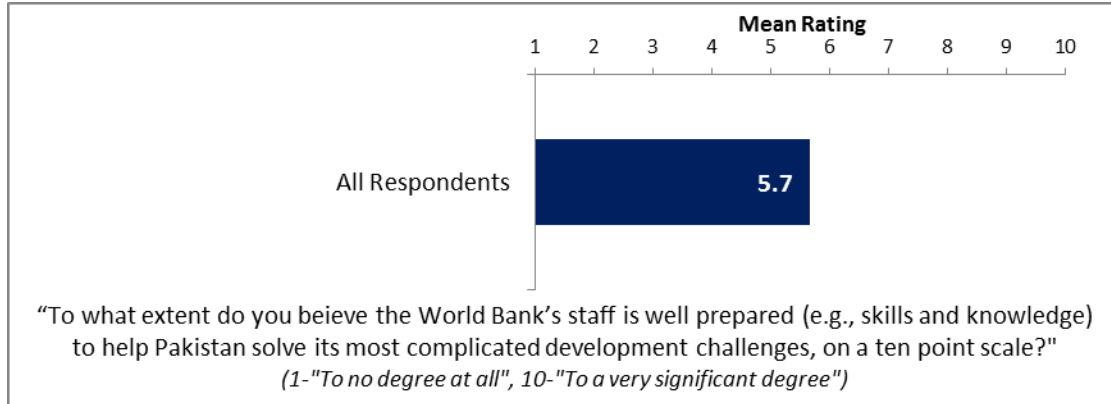
- Respondents across all stakeholder groups gave statistically similar ratings for the World Bank helping achieve sustainable development results in Pakistan.





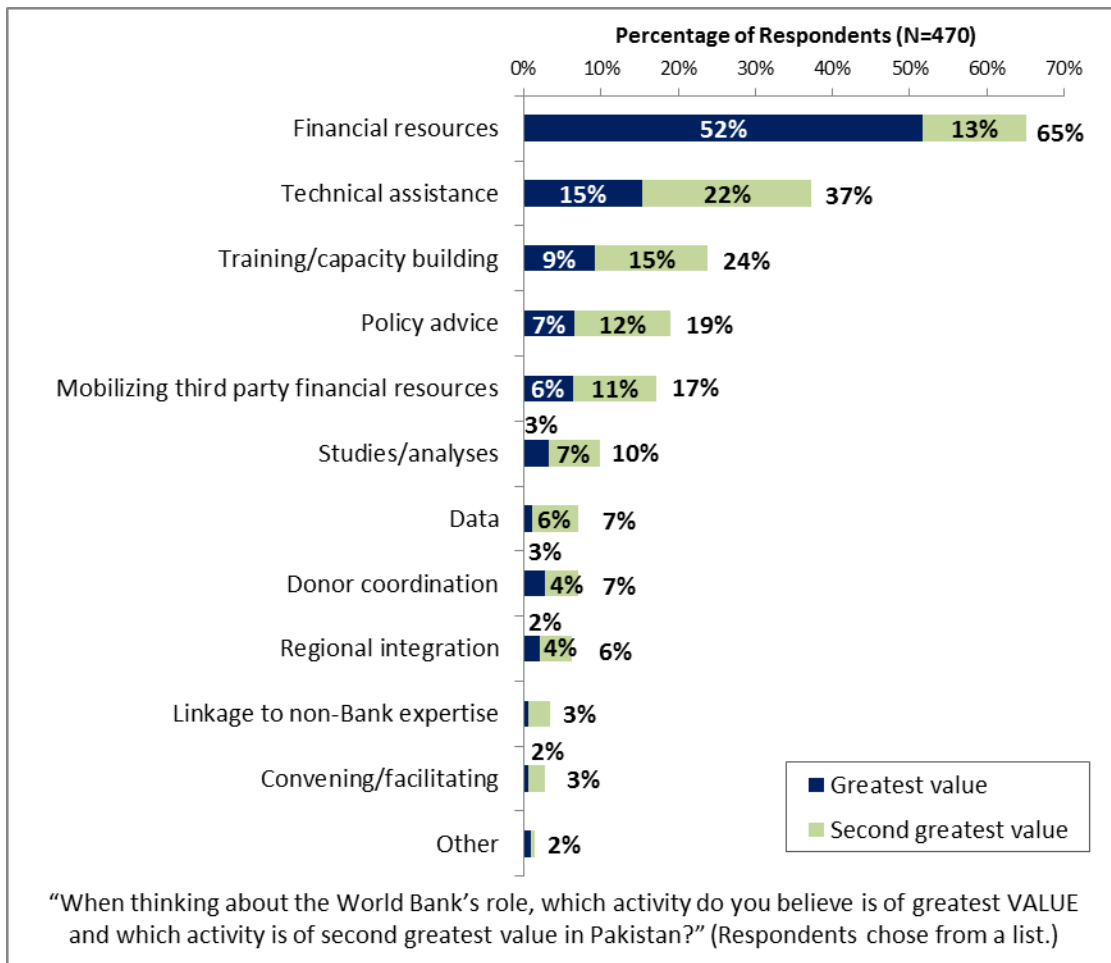
## V. Overall Attitudes toward the World Bank (continued)

### Staff Preparedness



### Greatest Value

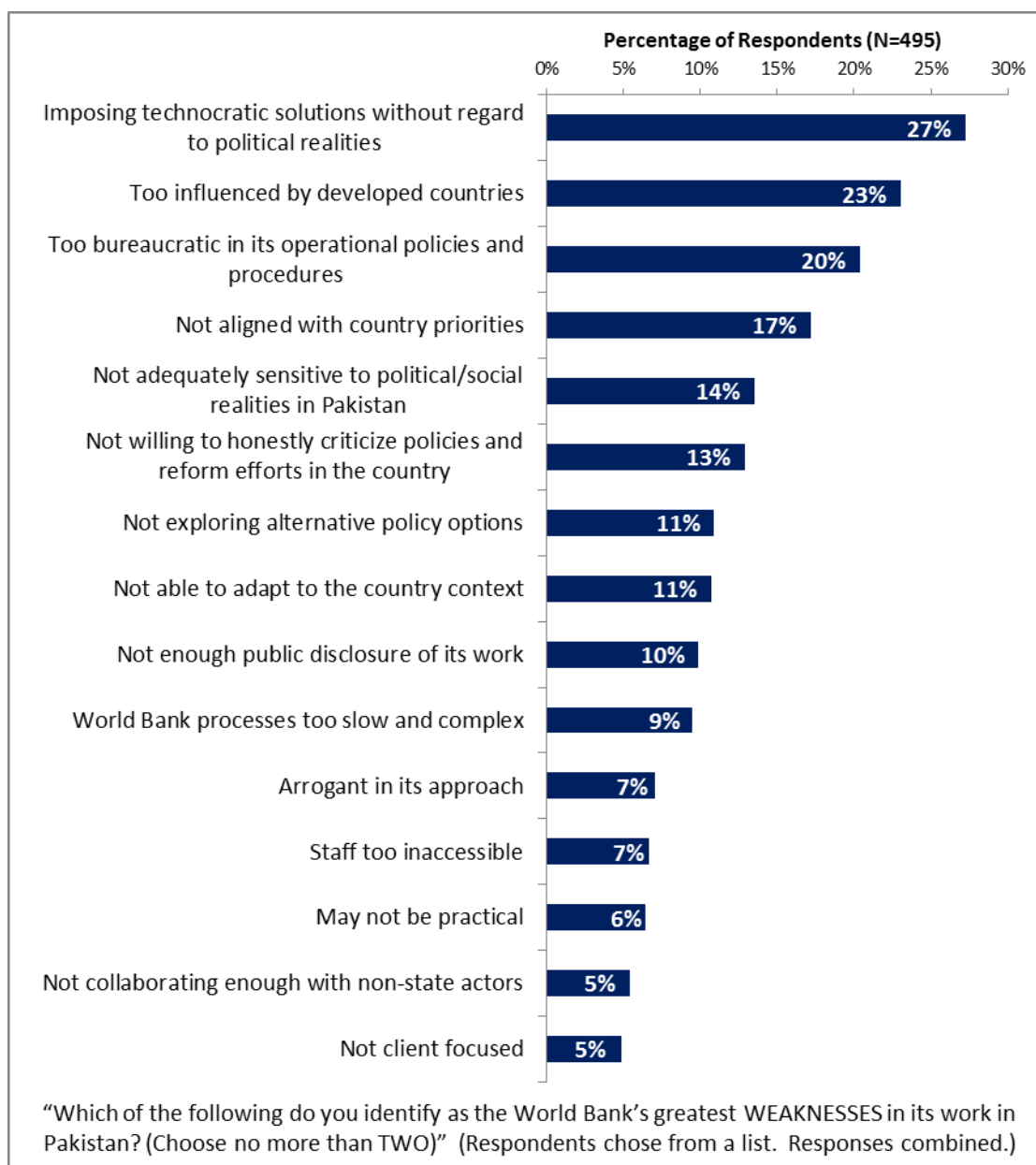
- Over two-thirds of all respondents in the FY '05 country survey indicated that providing loans to finance development projects was the greatest value of the Bank.



## V. Overall Attitudes toward the World Bank (continued)

### Greatest Weakness

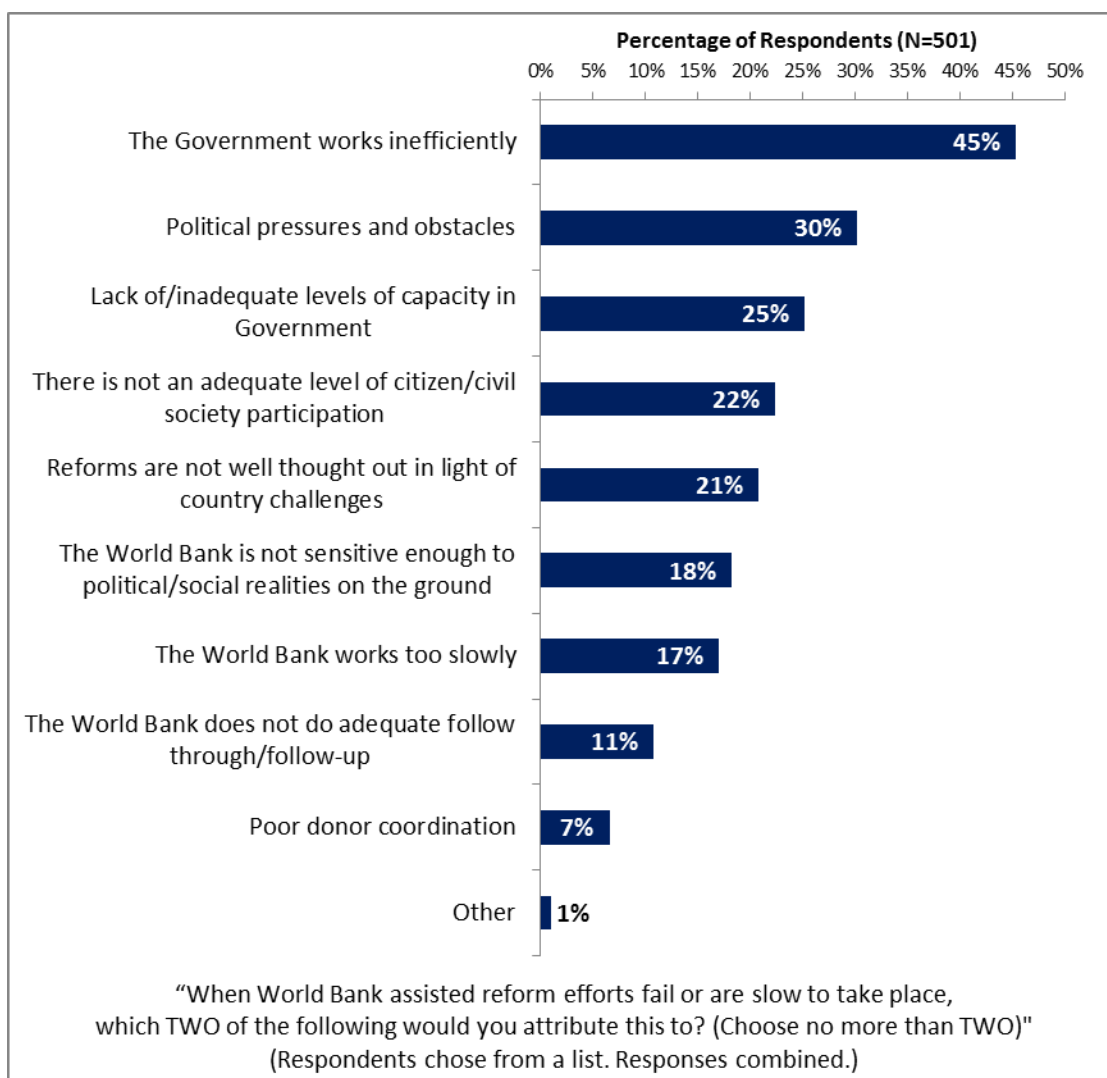
- Respondents in the FY '05 country survey also indicated that the Bank's greatest weakness was imposing technocratic solutions without regard to political realities.
  - Respondents from local government indicated that the Bank may not be practical and respondents from private foundations indicated that World Bank processes are too slow and complex.



## V. Overall Attitudes toward the World Bank (continued)

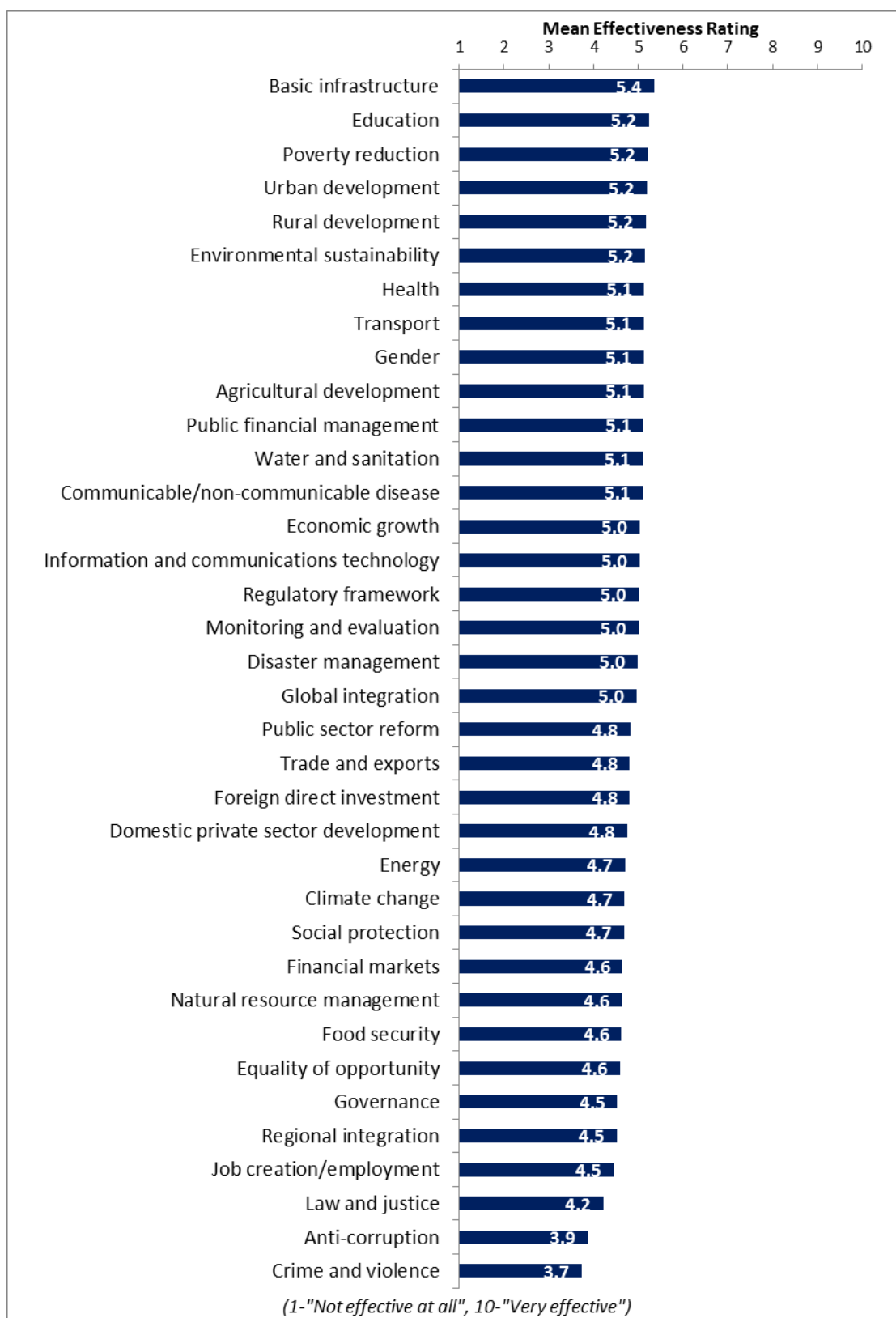
### Attributing Slow or Failed Reform Efforts

- In addition, respondents from the office of the President/Prime Minister/Minister and bilateral or multilateral agencies indicated that reforms are not well thought out in light of country challenges, respondents from local government indicated that the World Bank works too slowly and that there is a lack of/inadequate levels of capacity in Government, and respondents from the financial sector/private banks indicated that there is a lack of/inadequate levels of capacity in Government.



## VI. Sectoral Effectiveness

### Specific Areas of Effectiveness



## VI. Sectoral Effectiveness

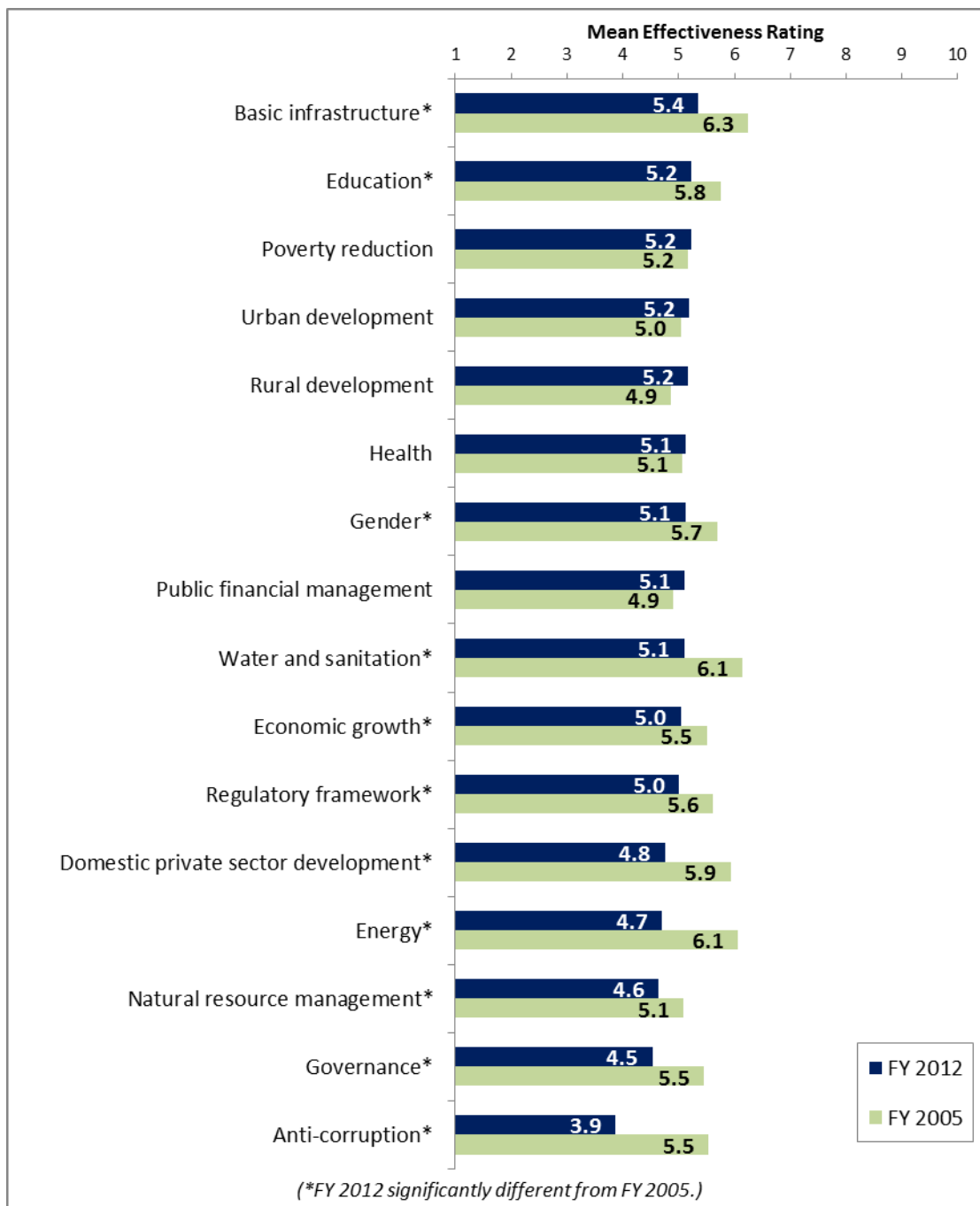
### Specific Areas of Effectiveness (continued)

- There were significant stakeholder group differences in ratings of the Bank's effectiveness across nine of these thirty-six areas of development. For the most part, consultants on Bank projects/PMUs and respondents from bilateral/multilateral agencies, private foundations, and the financial sector/private banks tended to have the highest ratings for the Bank's effectiveness in these areas whereas respondents from independent government institutions tended to have significantly lower ratings for the Bank's effectiveness. Those areas with significant stakeholder group differences were:
  - Anti-corruption;
  - Transport;
  - Crime and violence;
  - Law and justice;
  - Basic infrastructure;
  - Poverty reduction;
  - Energy;
  - Rural development; and
  - Social protection.

## VI. Sectoral Effectiveness (continued)

### Specific Areas of Effectiveness (continued)

- Respondents in this year's country survey gave significantly *lower* ratings for the Bank's effectiveness across most of these areas compared to respondents in the FY '05 country survey.



## VI. Sectoral Effectiveness (continued)

### Drivers of Effectiveness

To determine the key drivers of respondents' ratings of the Bank's overall effectiveness and ratings of its ability to help achieve sustainable development results in Pakistan, bivariate correlational analyses were conducted using respondents' ratings of the thirty-six specific areas of effectiveness.

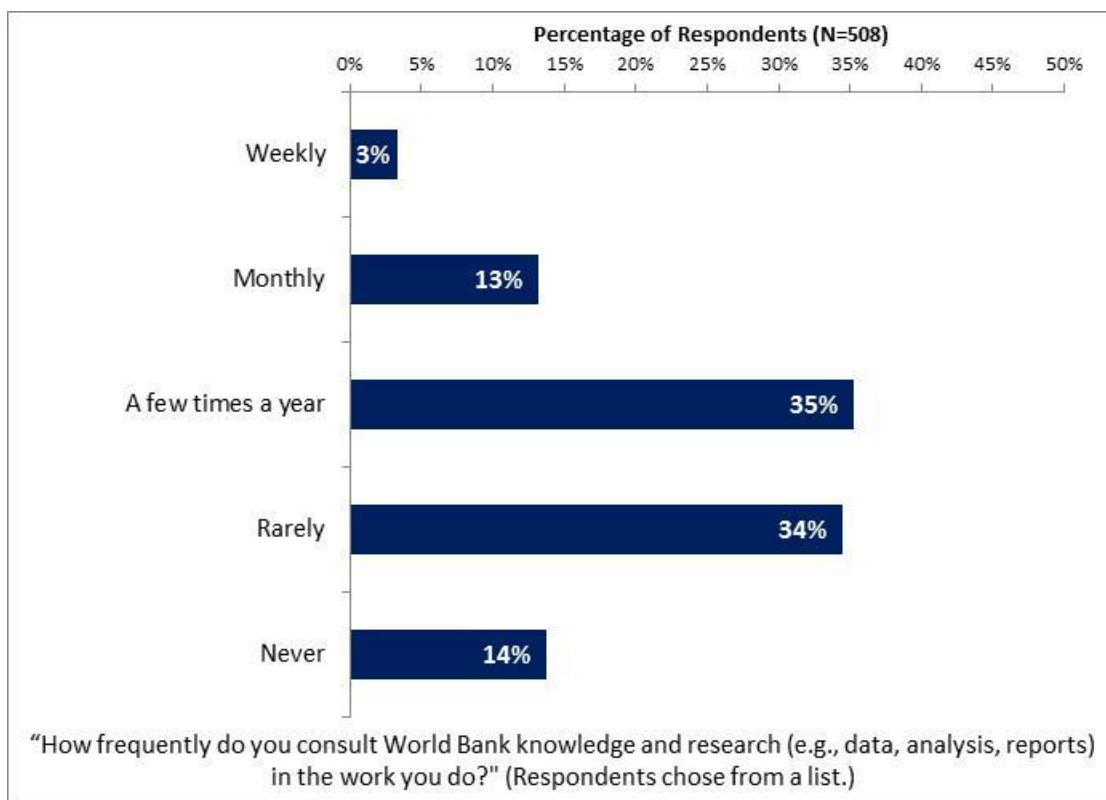
Correlational analyses, however, are not able to tell us exactly what is causing respondents' ratings of the Bank's overall effectiveness or ratings of its ability to help achieve sustainable development results. Rather, these analyses tell us that as ratings of effectiveness in one area increase, respondents' ratings of the Bank's overall effectiveness increase, or as ratings of effectiveness in one area increase, ratings of the Bank's ability to help achieve sustainable development results increase. Thus, it can be inferred that respondents' perceptions of effectiveness in one specific area are related to, or drive, respondents' perceptions of the Bank's overall effectiveness or perceptions of the Bank's ability to help achieve sustainable development results.

- **Overall Effectiveness:** Those specific areas with the highest Pearson Product-Moment correlations were determined to be the most closely related to perceptions of the Bank's overall effectiveness, suggesting that ratings of effectiveness in those specific areas are drivers of perceptions of the Bank's overall effectiveness in Pakistan. The areas determined to be key drivers from these analyses were:
  - The Bank's effectiveness at natural resource management;
  - The Bank's effectiveness at economic growth;
  - The Bank's effectiveness at food security; and
  - The Bank's effectiveness at agricultural development.
- Of note, the areas determined to be key drivers of the Bank's overall effectiveness in the FY '05 country survey were:
  - The Bank's effectiveness in helping to reduce poverty;
  - The Bank's effectiveness in helping to accelerate economic growth;
  - The Bank's effectiveness in encouraging greater transparency and government effectiveness; and
  - The Bank's effectiveness in supporting reform and development in Pakistan's provinces.
- **Achieving Sustainable Development Results:** Those specific areas with the highest Pearson Product-Moment correlations were determined to be the most closely related to perceptions of the Bank's ability to help achieve sustainable development results in Pakistan, suggesting that ratings of effectiveness in those specific areas are drivers of perceptions of the Bank's ability to help achieve sustainable development results. The areas determined to be key drivers from these analyses were:
  - The Bank's effectiveness at governance and
  - The Bank's effectiveness at food security.

## VII. World Bank Knowledge and Instruments

### Knowledge: Frequency of Use

- Respondents from bilateral/multilateral agencies utilized World Bank knowledge and research significantly more often than respondents from other stakeholder groups.

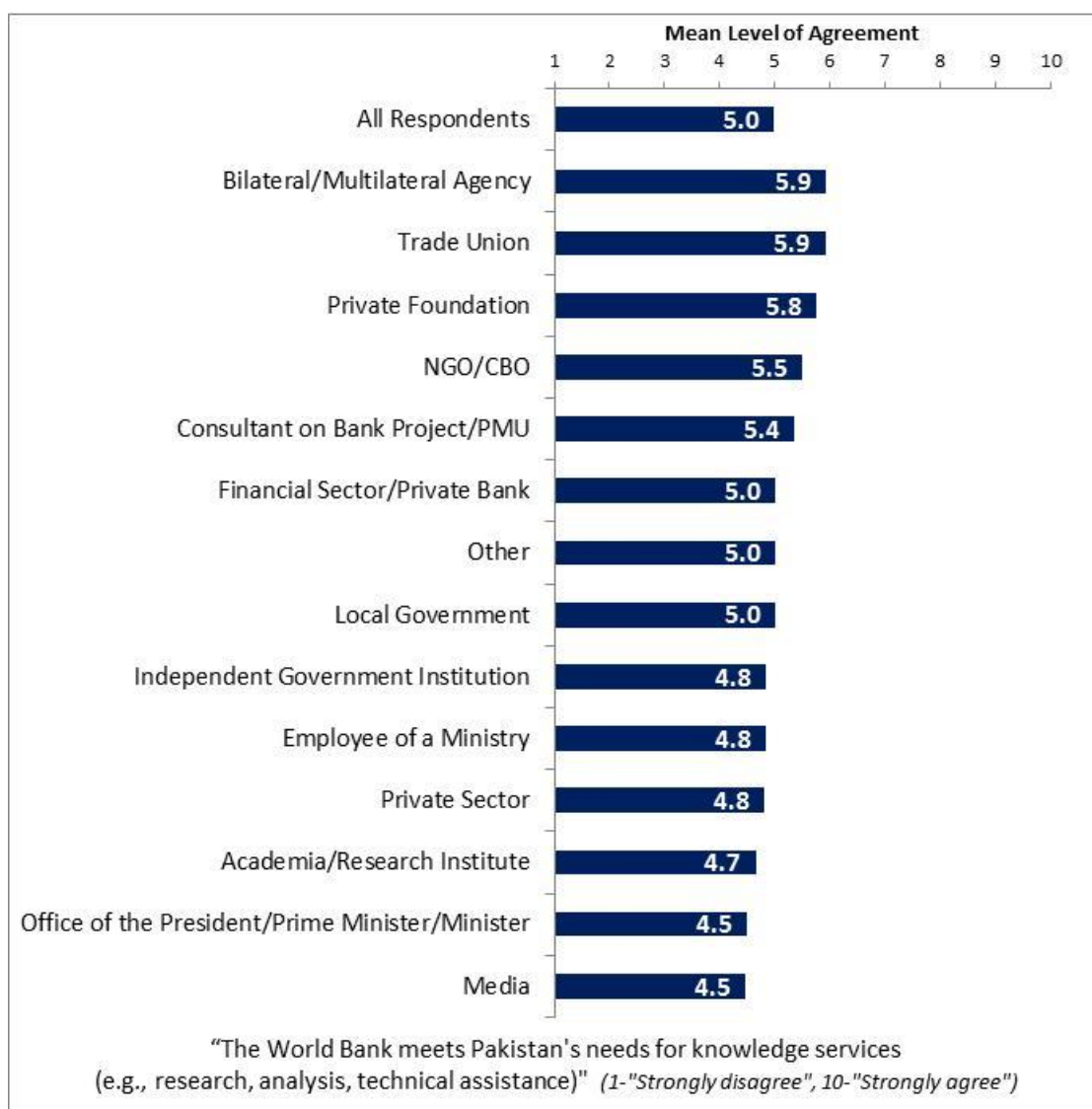




## VII. World Bank Knowledge and Instruments (continued)

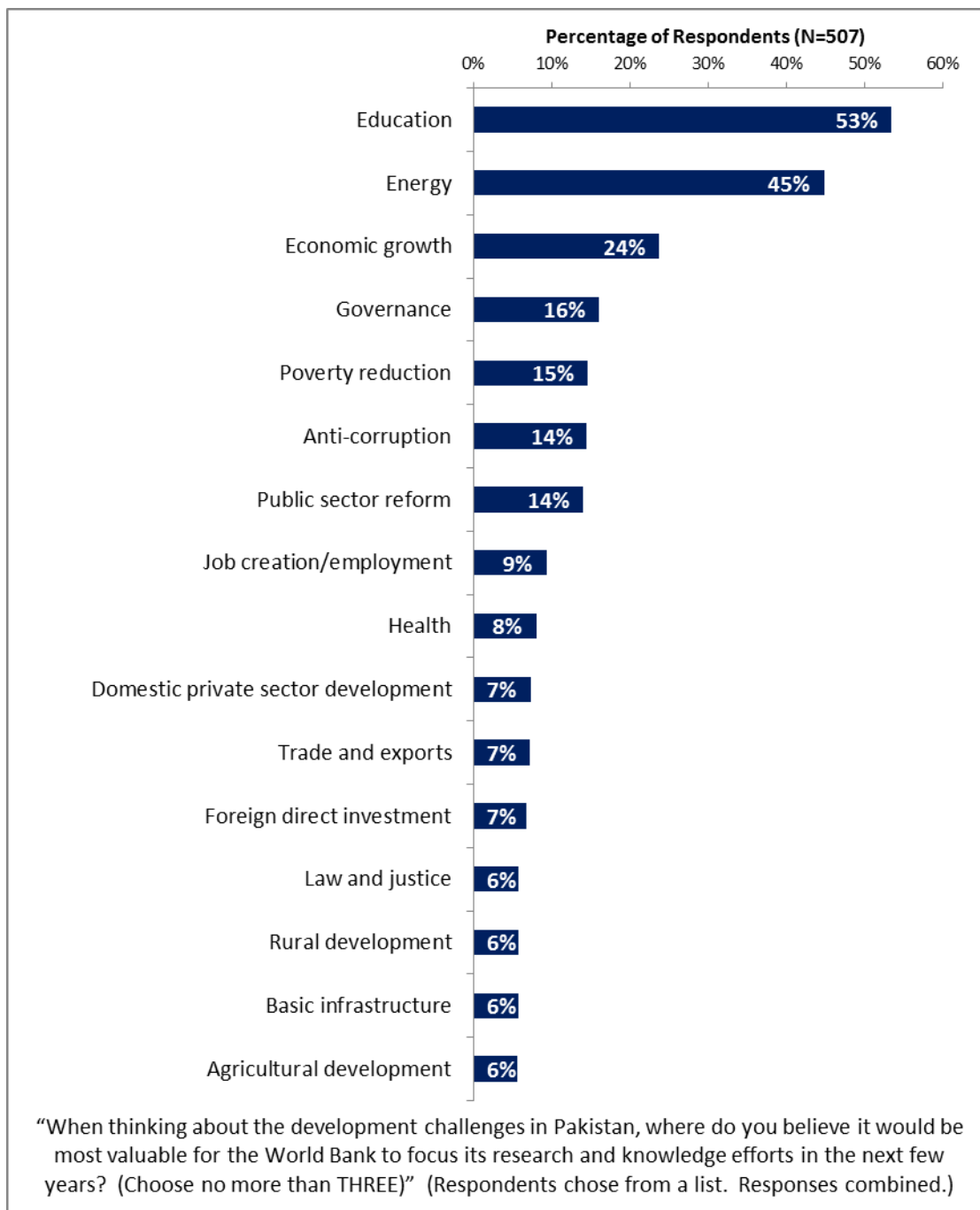
### Knowledge: Meeting Pakistan's Knowledge Needs (Indicator Question)

- Respondents across all stakeholder groups gave statistically similar ratings for the Bank meeting Pakistan's needs for knowledge services.



## VII. World Bank Knowledge and Instruments (continued)

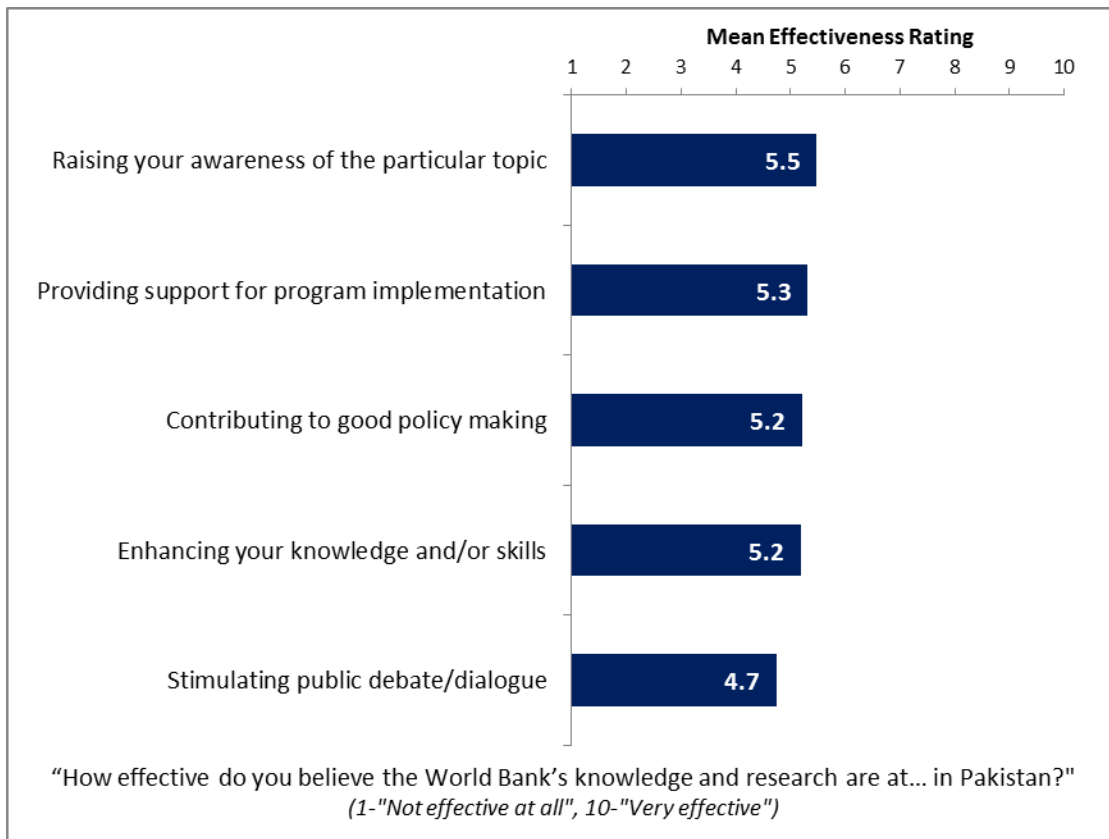
### Knowledge: Focusing Bank Research



## VII. World Bank Knowledge and Instruments (continued)

### Knowledge: Effectiveness

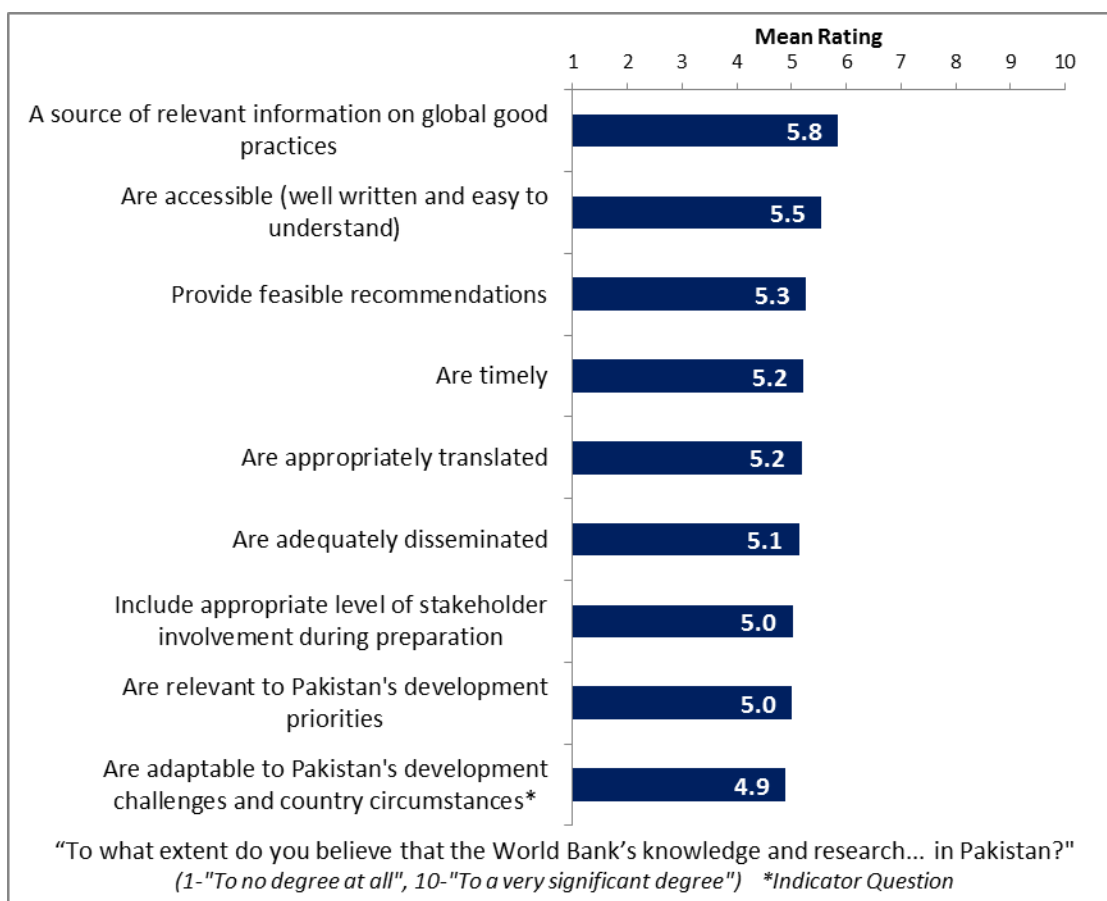
- Respondents from bilateral or multilateral agencies had the highest ratings for the effectiveness of the Bank's knowledge and research to enhance knowledge and/or skills whereas respondents from the office of the President/Prime Minister/Minister and local government had significantly lower ratings.
- Respondents from trade unions had the highest ratings for the effectiveness of the Bank's knowledge and research to contribute to good policy making whereas respondents from local government had significantly lower ratings.



## VII. World Bank Knowledge and Instruments (continued)

### Knowledge: Qualities

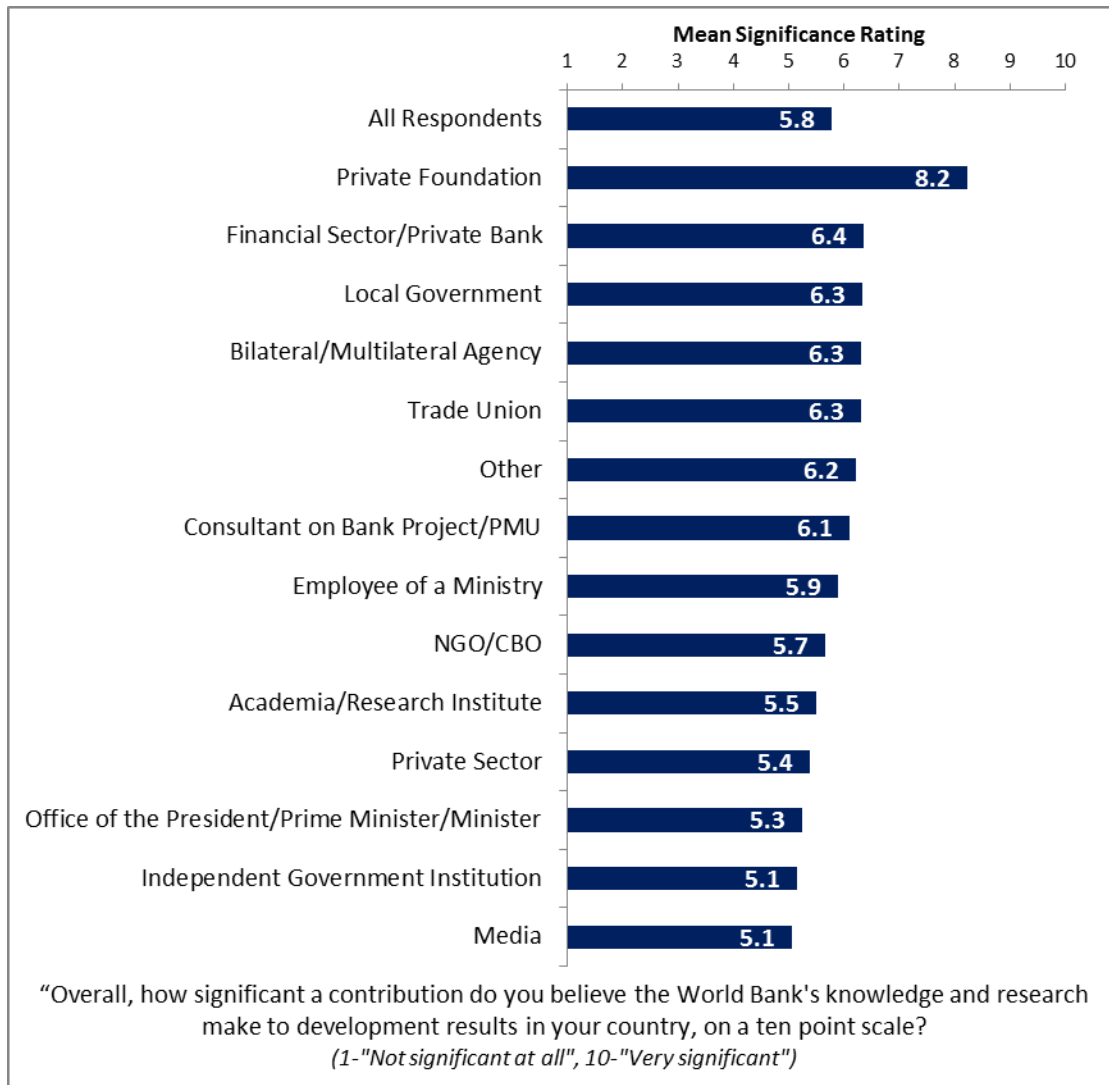
- Respondents in this year's country survey had significantly *lower* ratings for the extent to which the Bank's knowledge is adaptable to Pakistan's challenges compared to respondents from the FY '05 country survey (5.9).
- Respondents from bilateral or multilateral agencies had the highest ratings that the Bank's knowledge and research was a source of relevant information on global good practices whereas respondents from the media had significantly lower ratings.
- Employees of ministries, consultants on Bank projects/PMUs, and respondents from the private sector and private foundations had the highest ratings that the Bank's knowledge and research was appropriately translated whereas respondents from bilateral or multilateral agencies had significantly lower ratings.



## VII. World Bank Knowledge and Instruments (continued)

### Knowledge: Contribution (*Indicator Question*)

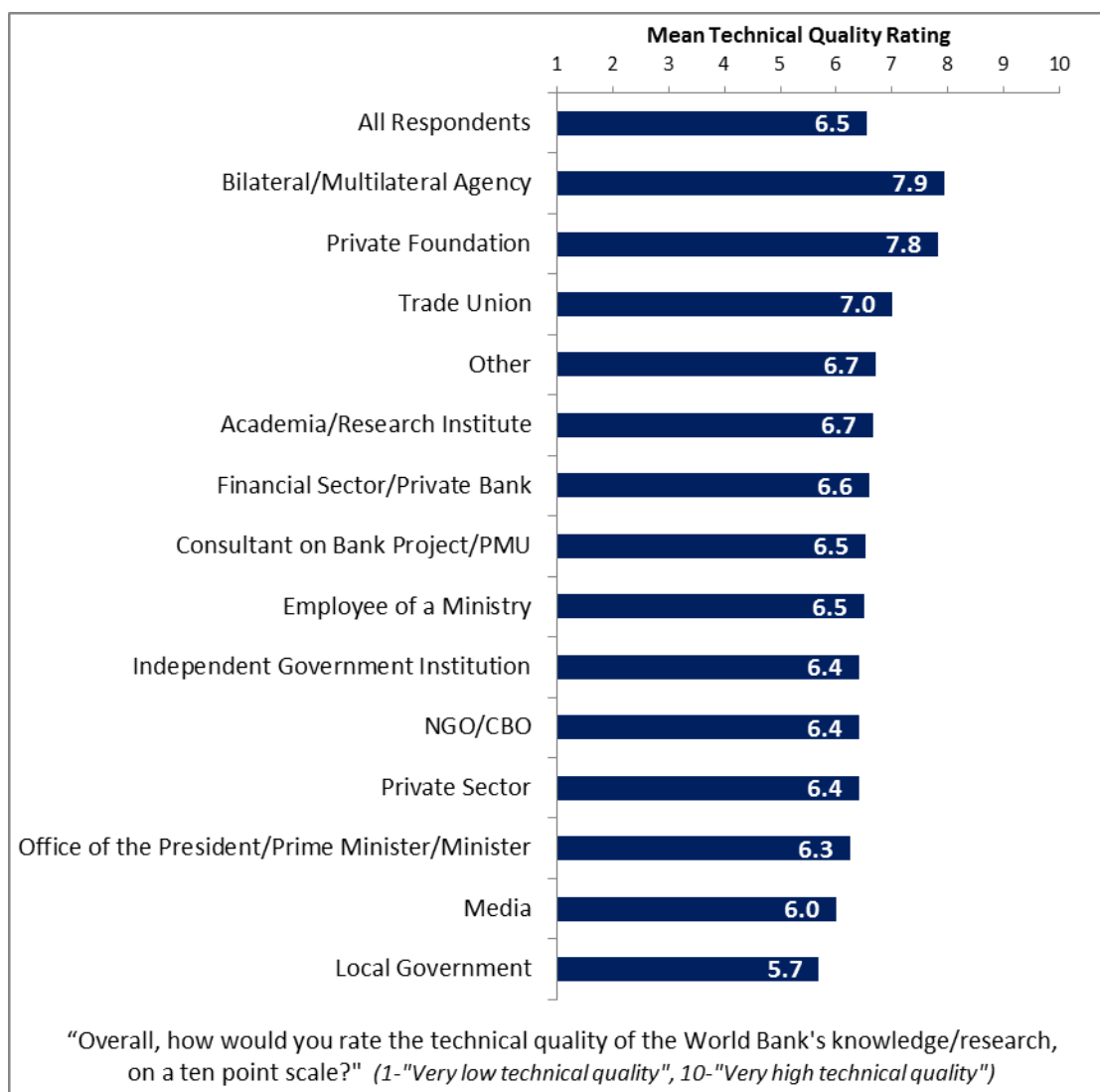
- Respondents from private foundations gave the highest ratings for the significance of the contribution that the World Bank's knowledge and research make to development results in Pakistan whereas respondents from independent government institutions and the media gave significantly lower ratings.



## VII. World Bank Knowledge and Instruments (continued)

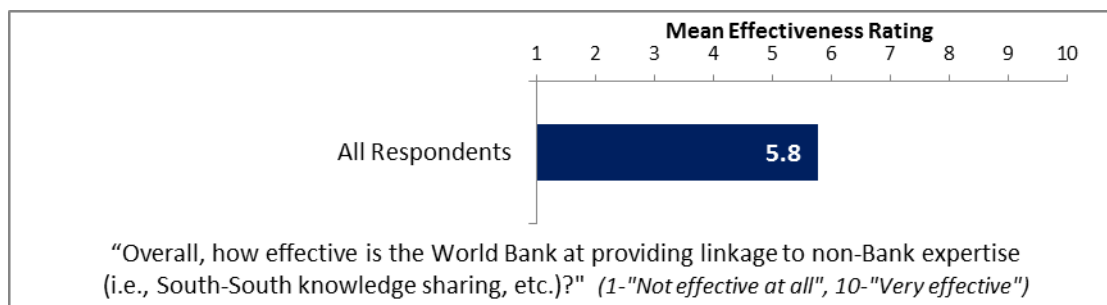
### Knowledge: Technical Quality (*Indicator Question*)

- Respondents from bilateral or multilateral agencies and private foundations gave the highest ratings for the technical quality of the World Bank's knowledge and research whereas respondents from the media and local government gave significantly lower ratings.



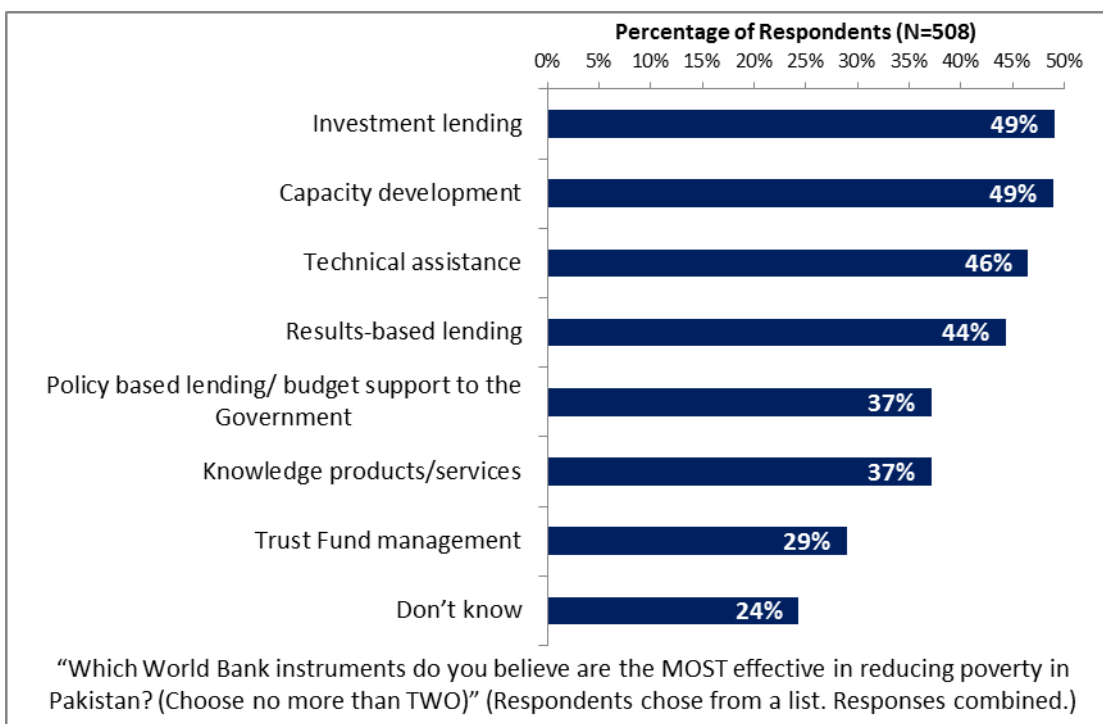
## VII. World Bank Knowledge and Instruments (continued)

### Knowledge: Linkage to Non-Bank Expertise

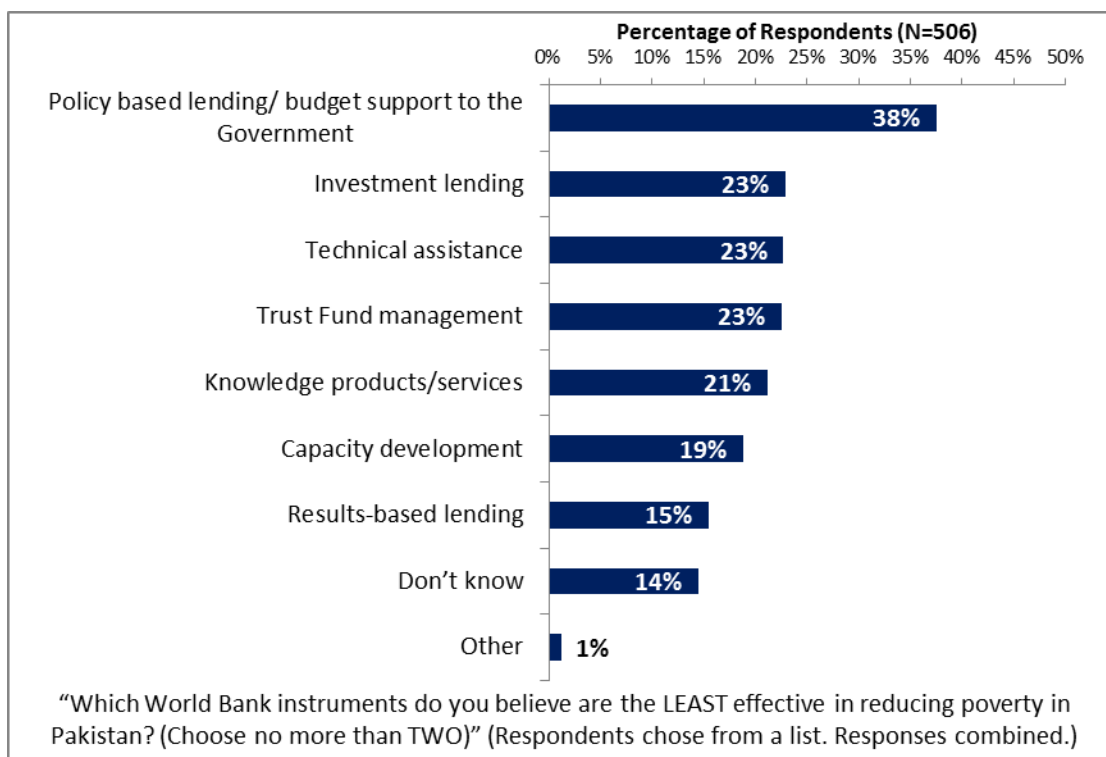


## VII. World Bank Knowledge and Instruments (continued)

### Instruments: Most Effective



### Instruments: Least Effective

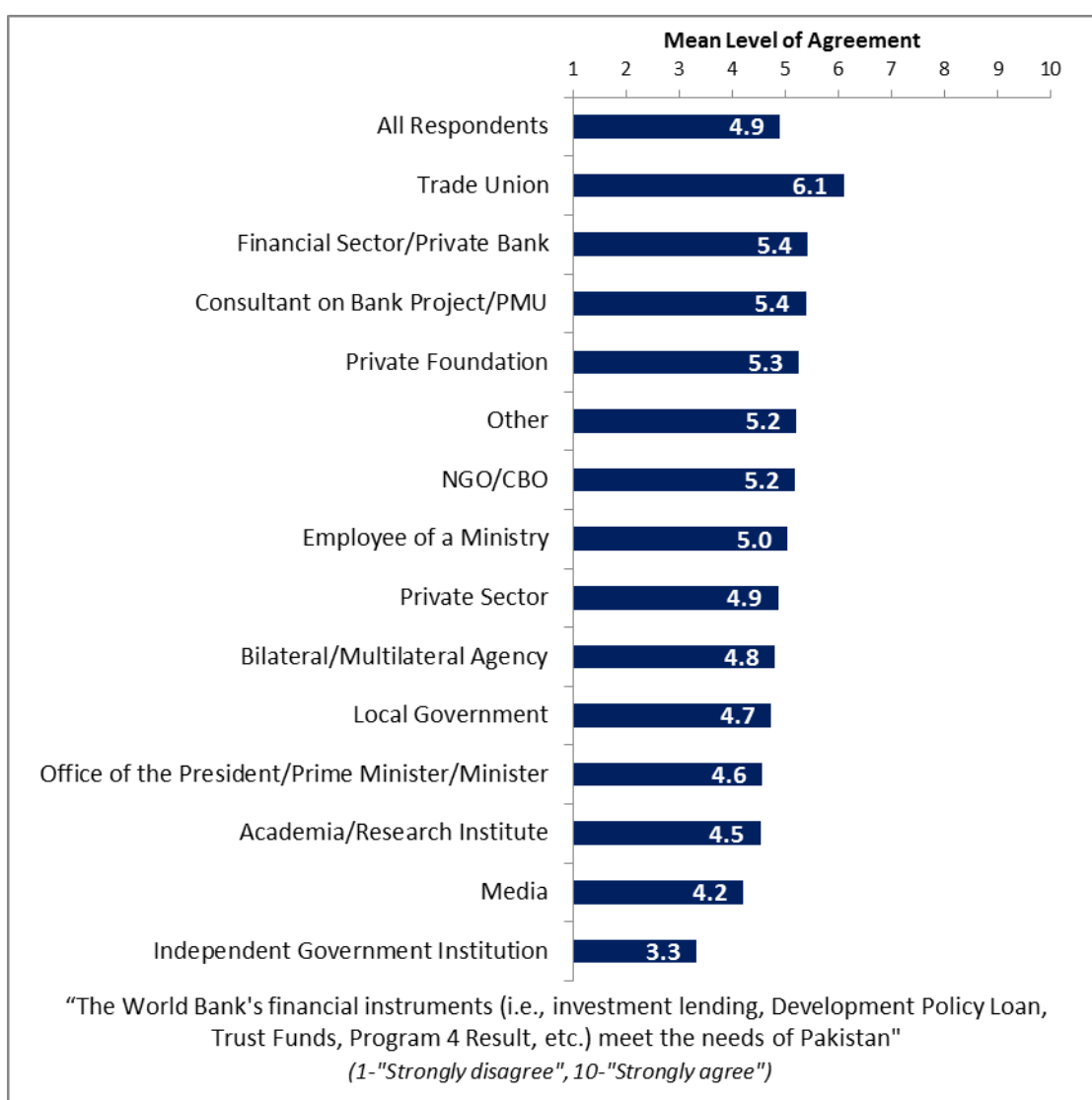




## VII. World Bank Knowledge and Instruments (continued)

### Instruments: Meeting Pakistan's Needs (*Indicator Question*)

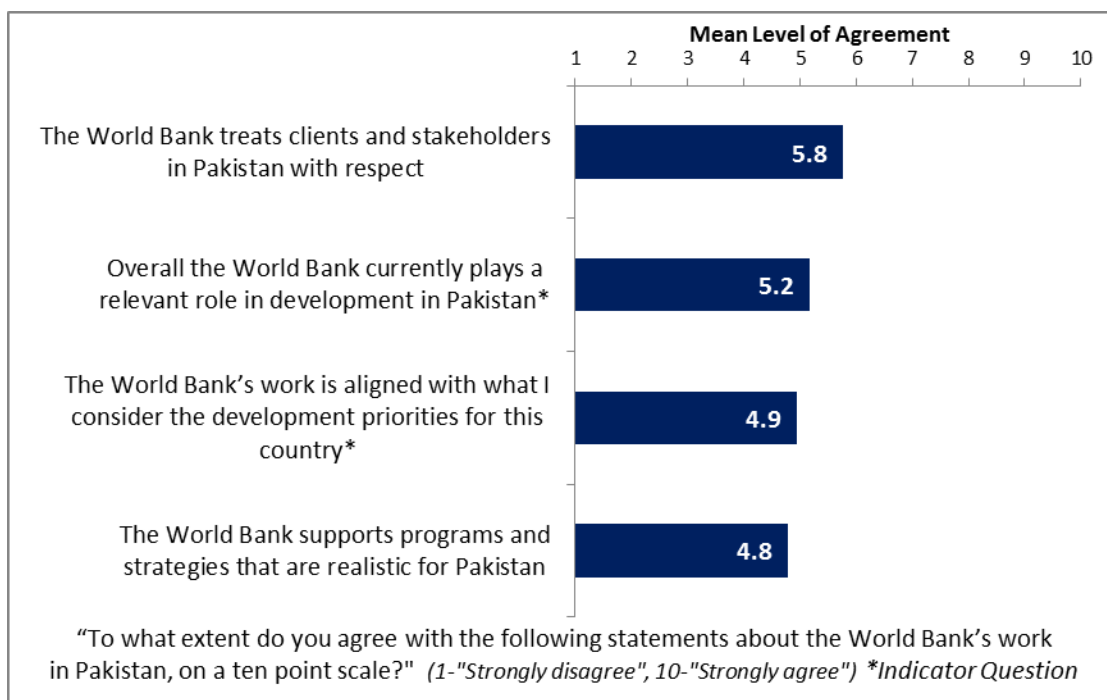
- Respondents across all stakeholder groups had statistically similar levels of agreement that the Bank's financial instruments meet Pakistan's needs.



## VIII. How the World Bank Operates

### The World Bank's Work in Pakistan

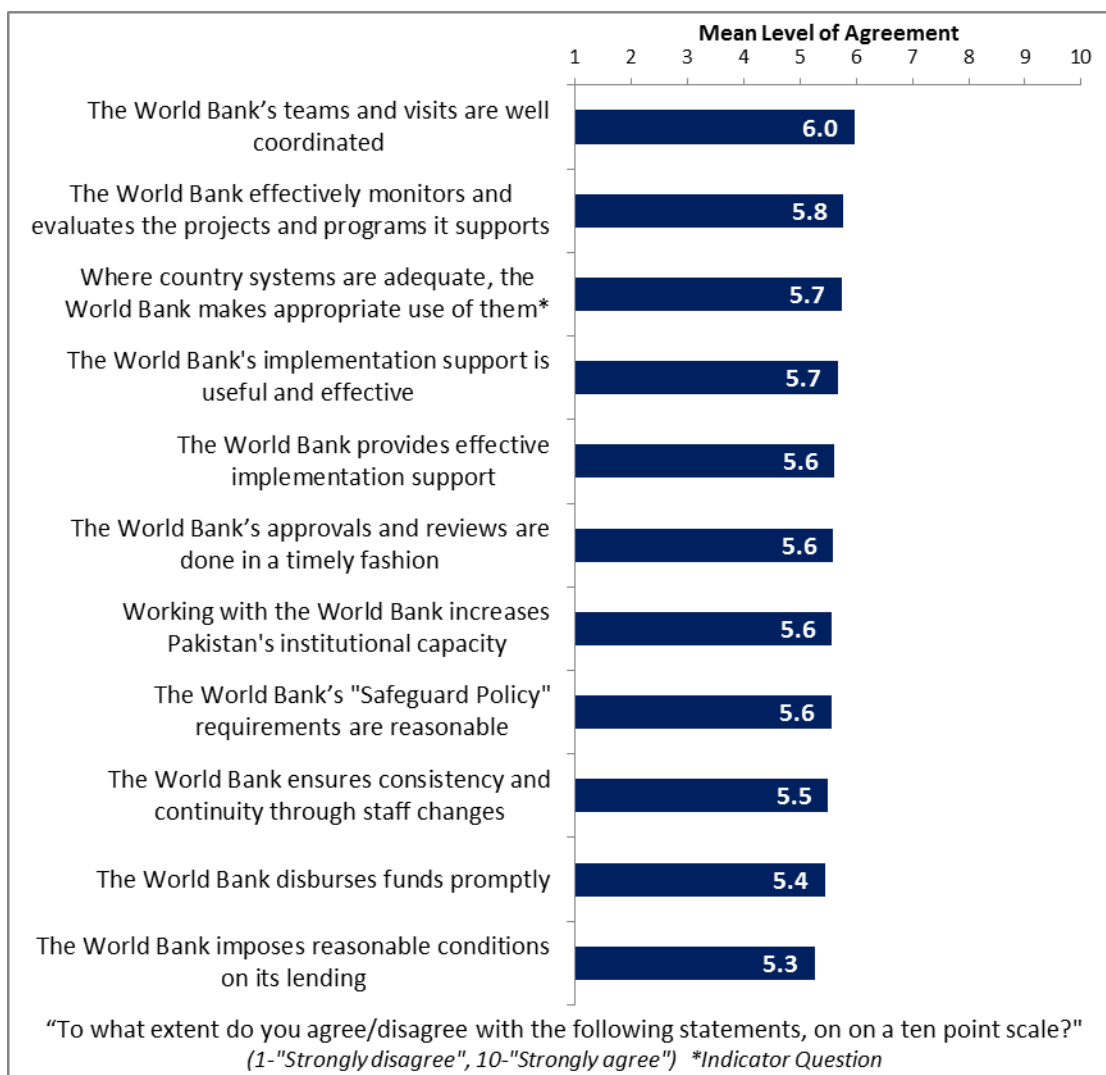
- Respondents in this year's country survey had significantly *lower* levels of agreement that the Bank plays a relevant role in Pakistan's development, that the Bank's work is aligned with respondents' development priorities, and that the Bank treats clients and stakeholders in Pakistan with respect compared to respondents from the FY '05 country survey (5.8, 5.5, and 6.5, respectively).
- Respondents from private foundations had the highest levels of agreement that the World Bank currently plays a relevant role in development in Pakistan whereas respondents from the media had significantly lower levels of agreement.
- Respondents from trade unions and private foundations had the highest levels of agreement that the World Bank treats clients and stakeholders in Pakistan with respect whereas respondents from the media and academia/research institutes had significantly lower levels of agreement.



## VIII. How the World Bank Operates (continued)

### Overall Perceptions

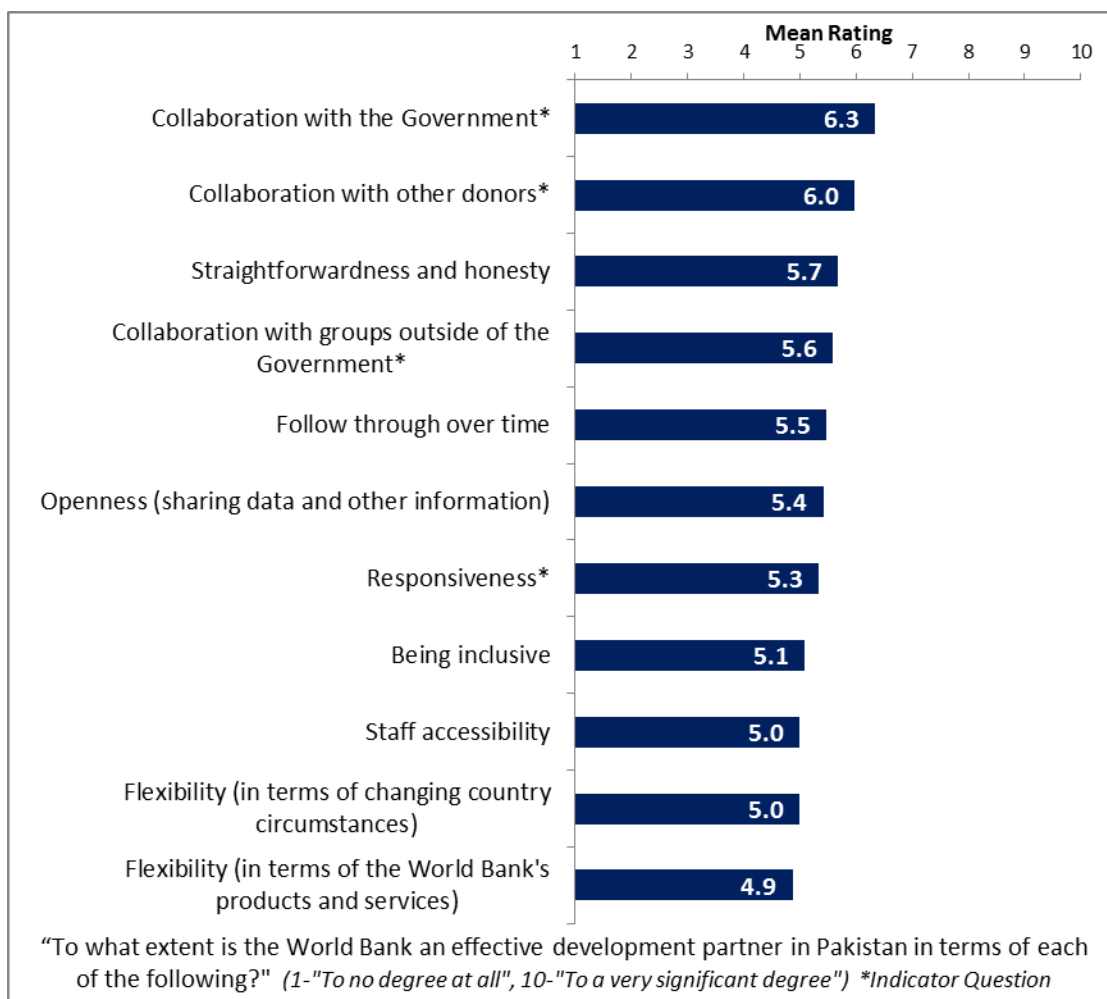
- Respondents in this year's country survey had significantly *lower* levels of agreement that the Bank effectively monitors and evaluates its projects/programs compared to respondents from the FY '05 country survey (6.9). Respondents in both country surveys, however, had statistically similar levels of agreement that working with the World Bank increases institutional capacity.
- Respondents from trade unions had the highest levels of agreement that working with the World Bank increases Pakistan's institutional capacity whereas respondents from local government and the media had significantly lower levels of agreement.
- Employees of ministries, consultants on Bank projects/PMUs, and respondents from the office of the President/Prime Minister/Minister, bilateral or multilateral agencies, private foundations, NGOs/CBOs, independent government institutions, and trade unions had the highest levels of agreement that the World Bank's teams and visits are well coordinated whereas respondents from local government, the private sector, the financial sector/private banks, the media, and academia/research institutes had significantly lower levels of agreement.



## VIII. How the World Bank Operates (continued)

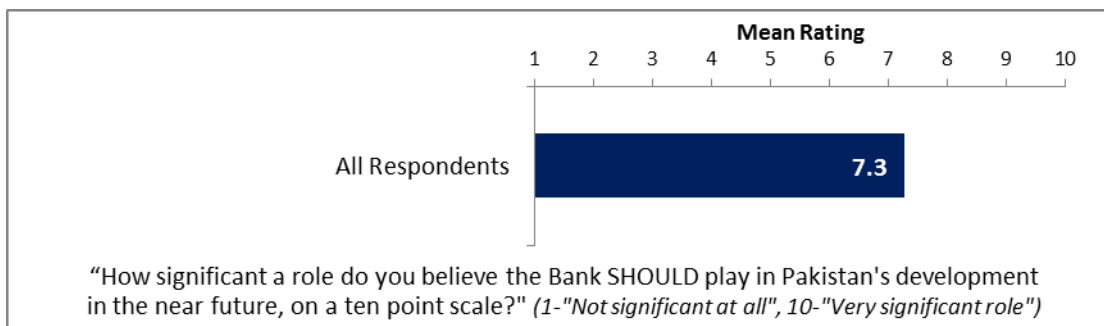
### The World Bank as an Effective Development Partner

- Respondents in this year's country survey had significantly *lower* ratings for the extent to which the Bank's staff is accessible, is straightforward and honest, and collaborates with other donors compared to respondents from the FY '05 country survey (6.1, 6.6, and 6.6, respectively).
- Respondents from the office of the President/Prime Minister/Minister and consultants on Bank projects/PMUs had the highest ratings regarding the accessibility of the Bank's staff whereas respondents from trade unions had significantly lower ratings.

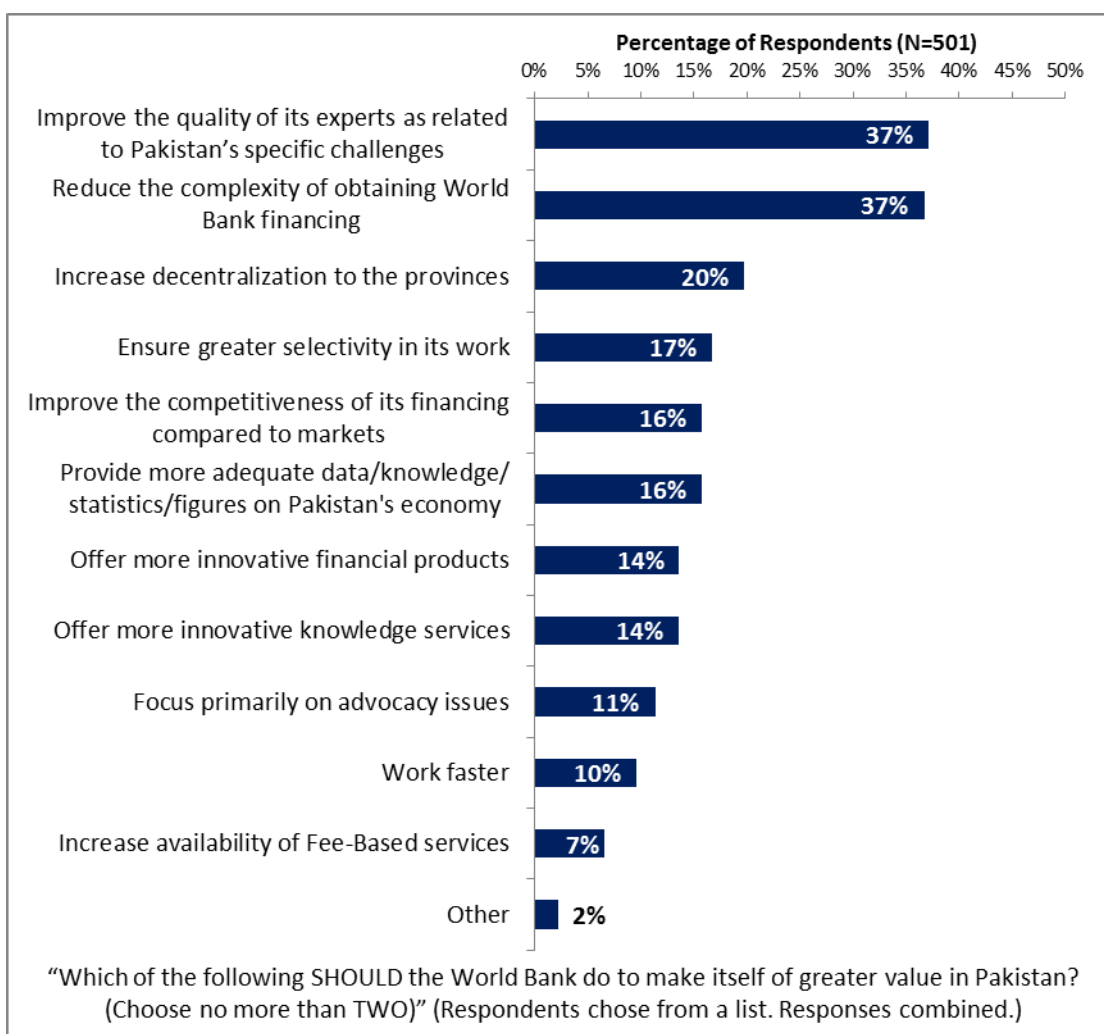


## IX. The Future Role of the World Bank in Pakistan

### Role Significance



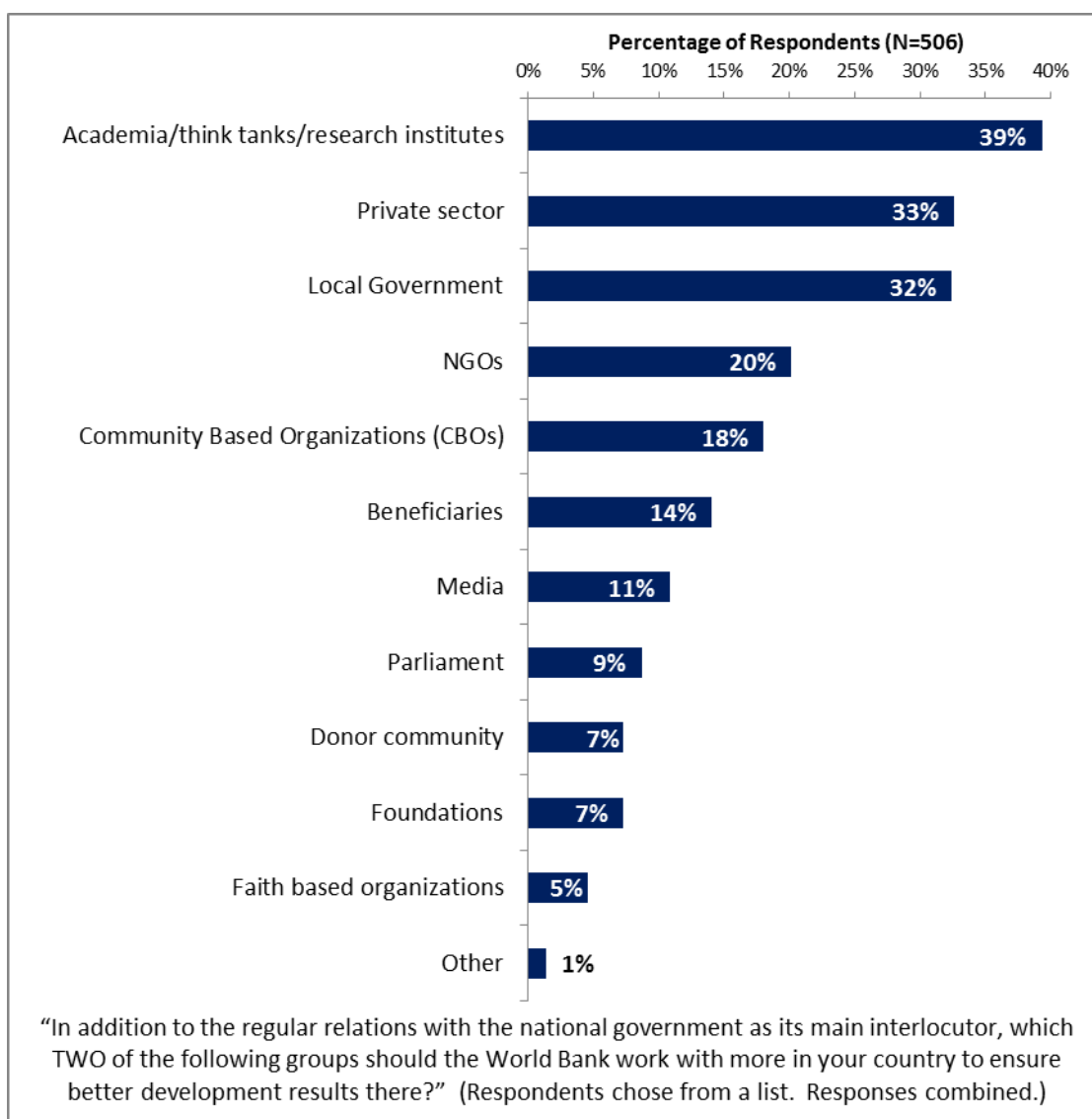
### Making the Bank of Greater Value



## IX. The Future Role of the World Bank in Pakistan (continued)

### Collaborating in Pakistan

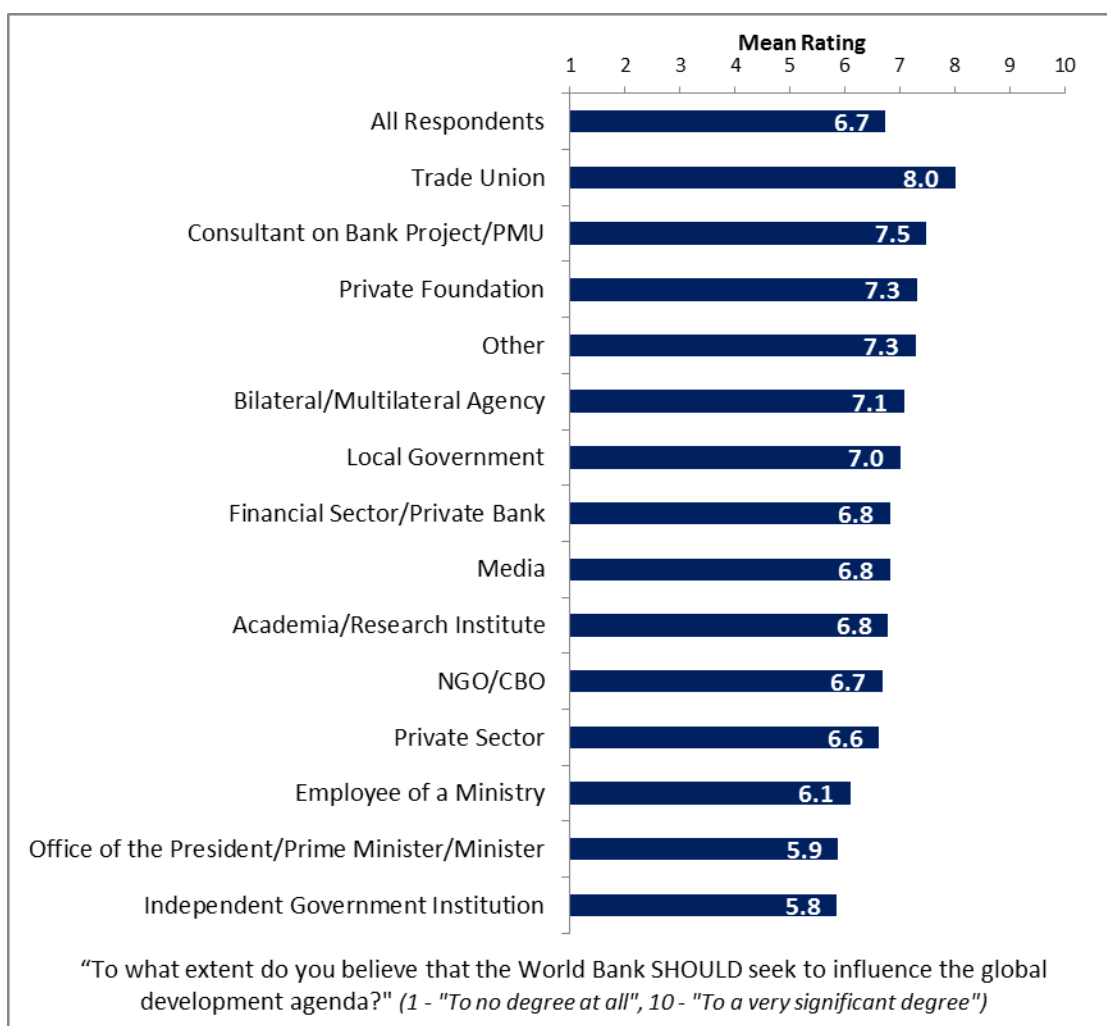
- Also, respondents from NGOs/CBOs indicated that the World Bank should work more with NGOs in Pakistan to ensure better development results.



## IX. The Future Role of the World Bank in Pakistan (continued)

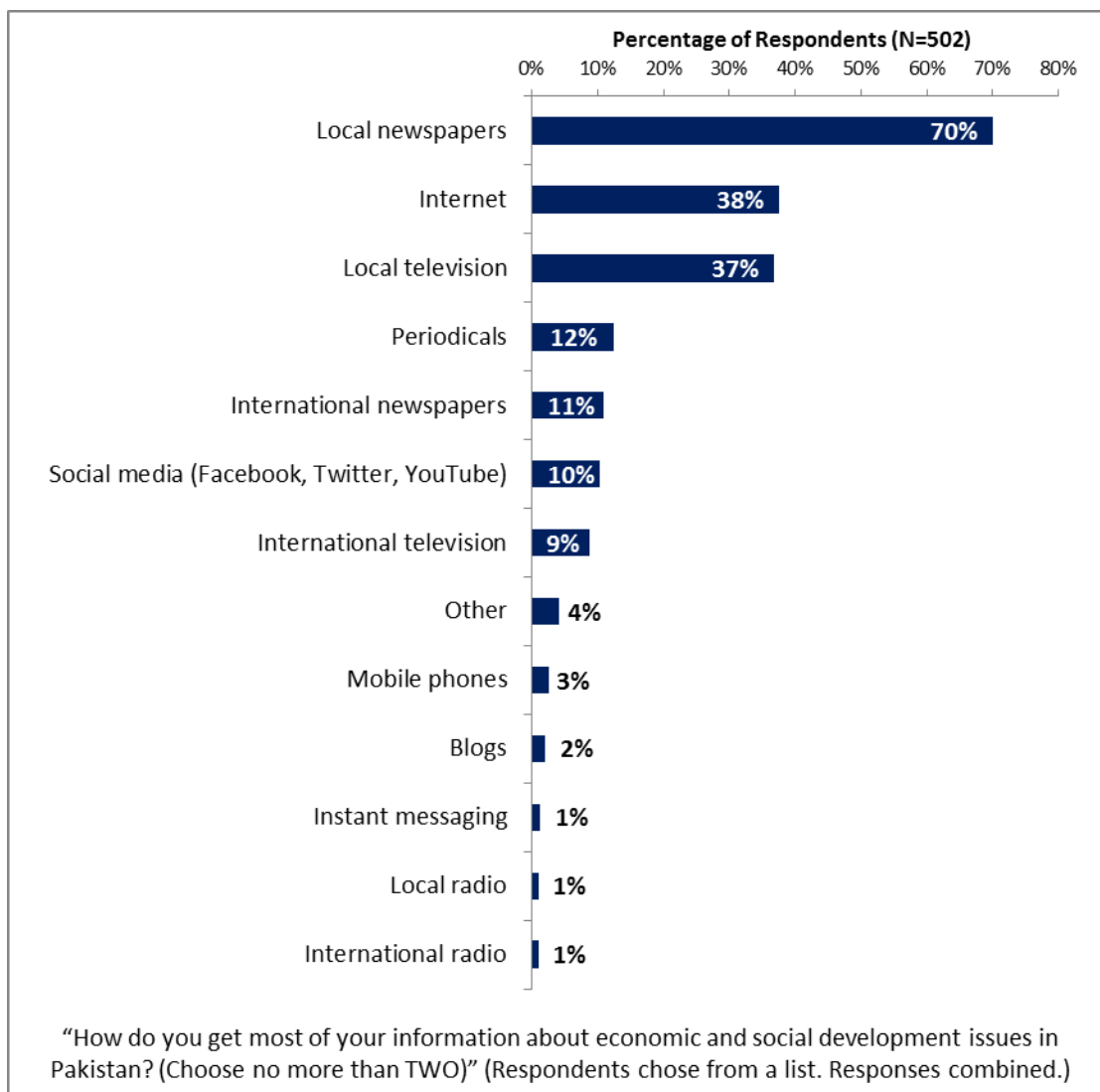
### Influencing the Global Development Agenda

- Respondents from trade unions had the highest ratings that the World Bank should seek to influence the global development agenda whereas employees of ministries and respondents from the office of the President/Prime Minister/Minister and independent government institutions had significantly lower ratings.



## X. Communication and Openness

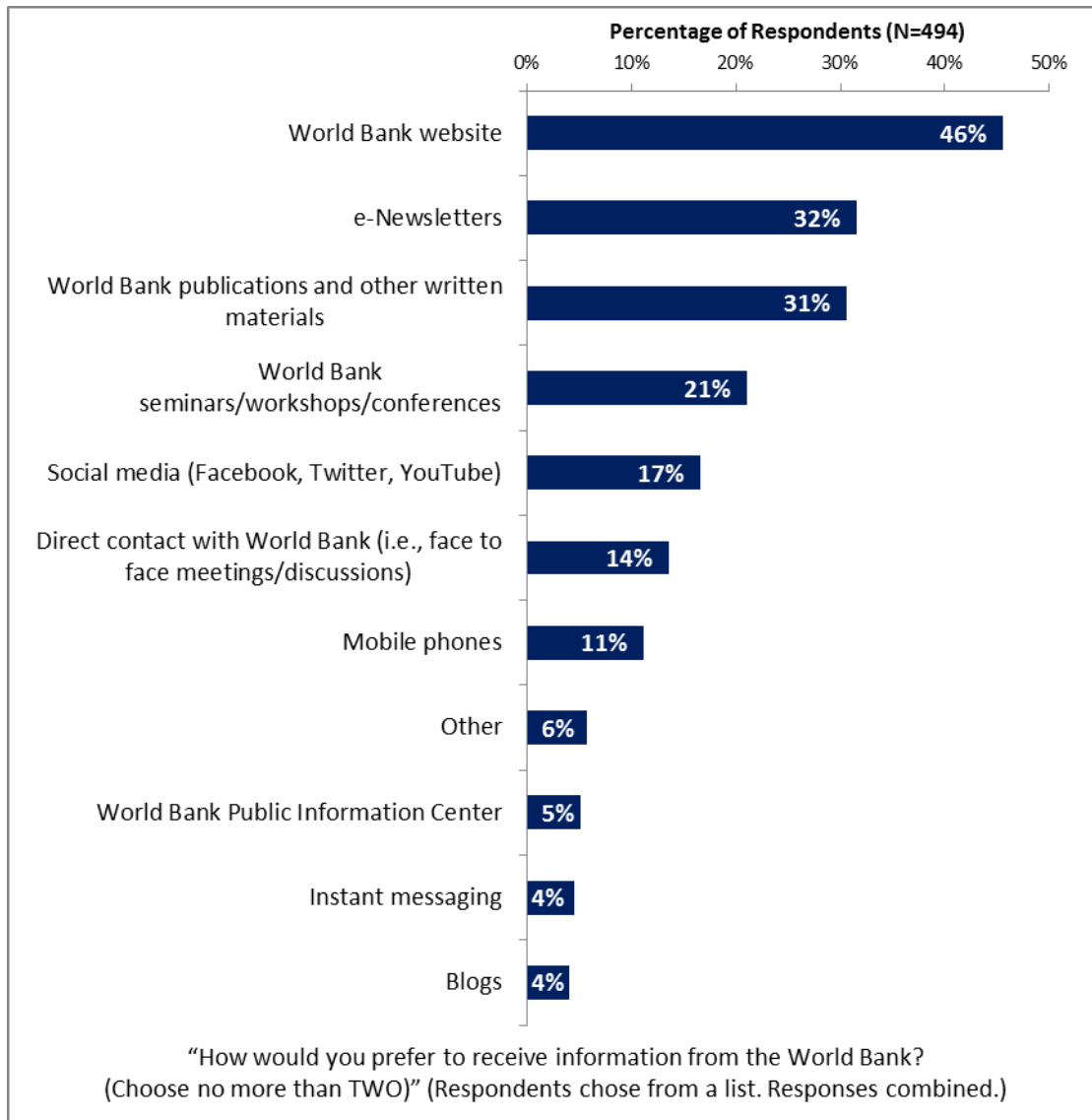
### Information Sources





## X. Communication and Openness (continued)

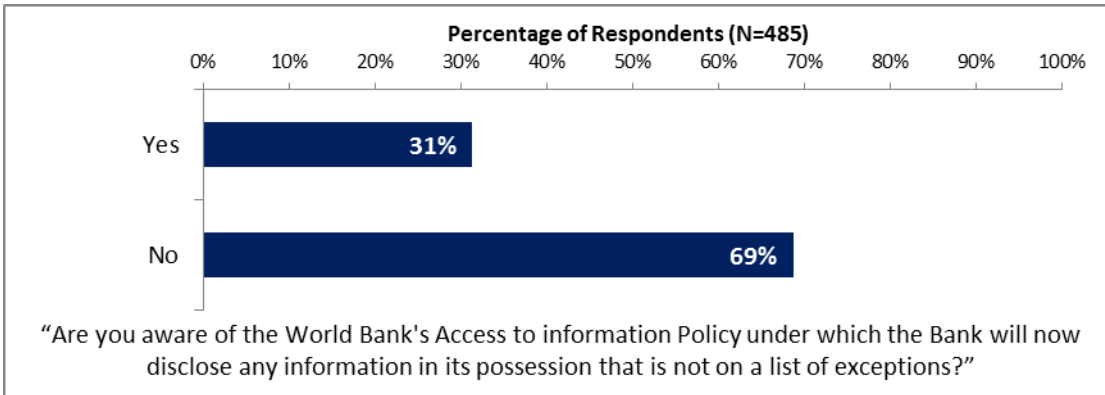
### Information Sources (continued)



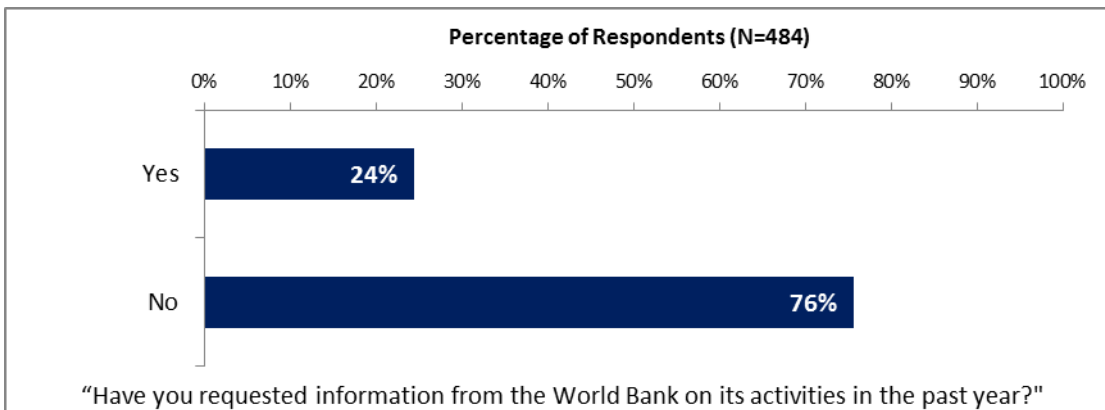
## X. Communication and Openness (continued)

### Access to Information

- Respondents from the office of the President/Prime Minister/Minister, private foundations, and trade unions had significantly higher levels of awareness for the Bank's Access to Information policy compared to respondents from other stakeholder groups.

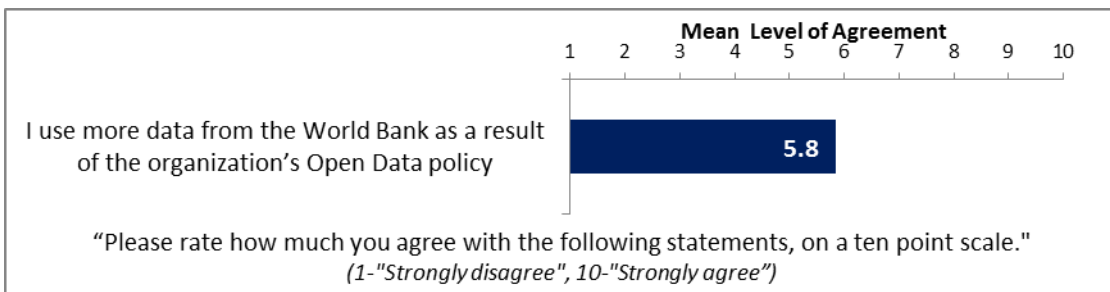
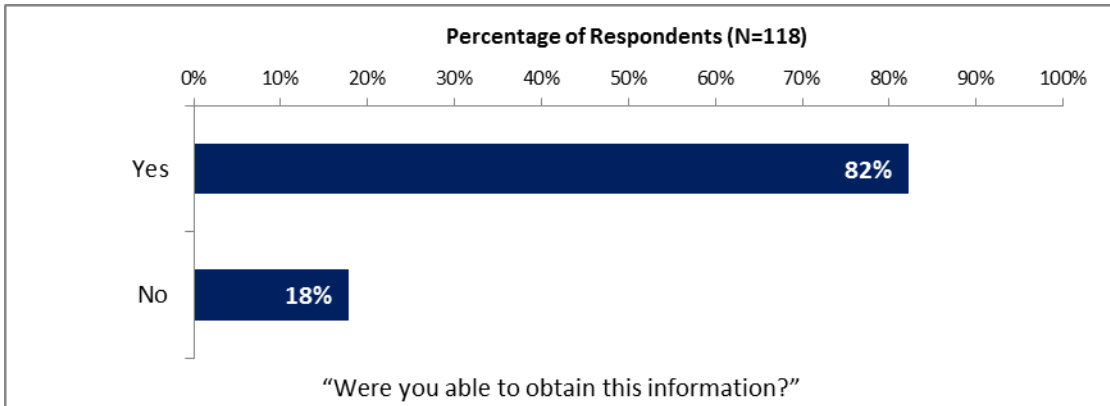


- Respondents from local government, bilateral or multilateral agencies, private foundations, the financial sector/private banks, and trade unions had significantly higher rates of requesting information from the Bank compared to respondents from other stakeholder groups.



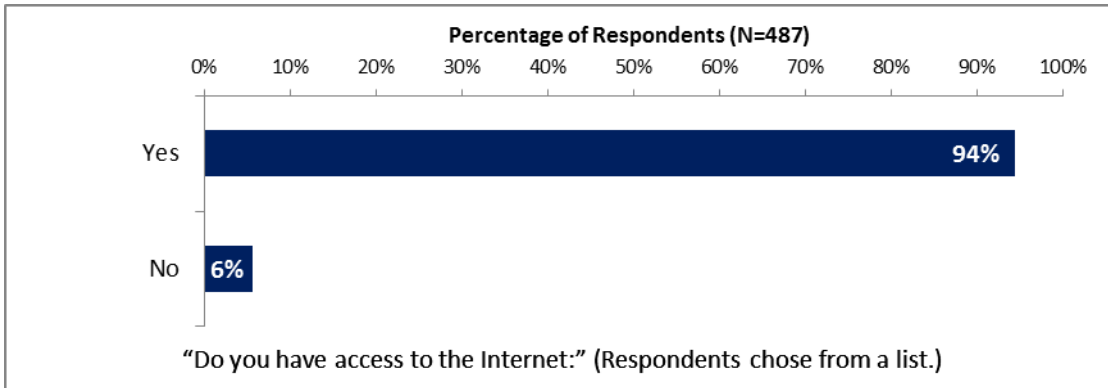
## X. Communication and Openness (continued)

### Access to Information (continued)



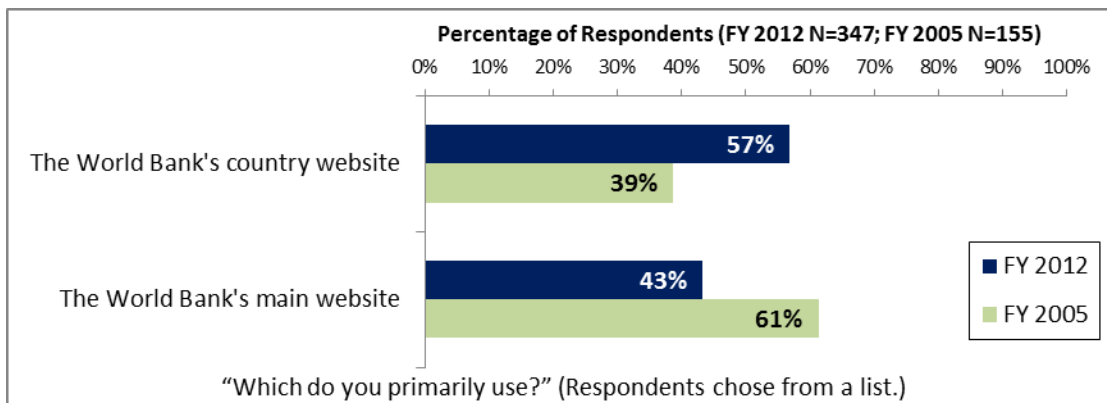
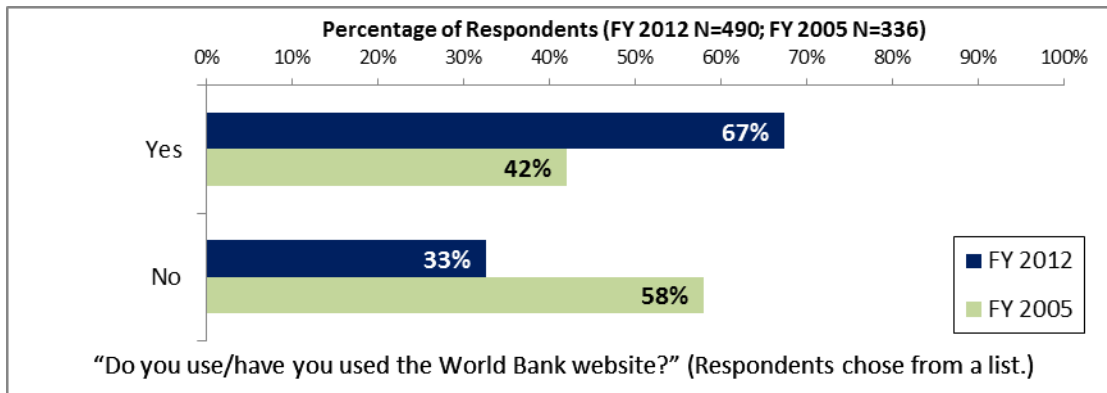
## X. Communication and Openness (continued)

### Internet Access



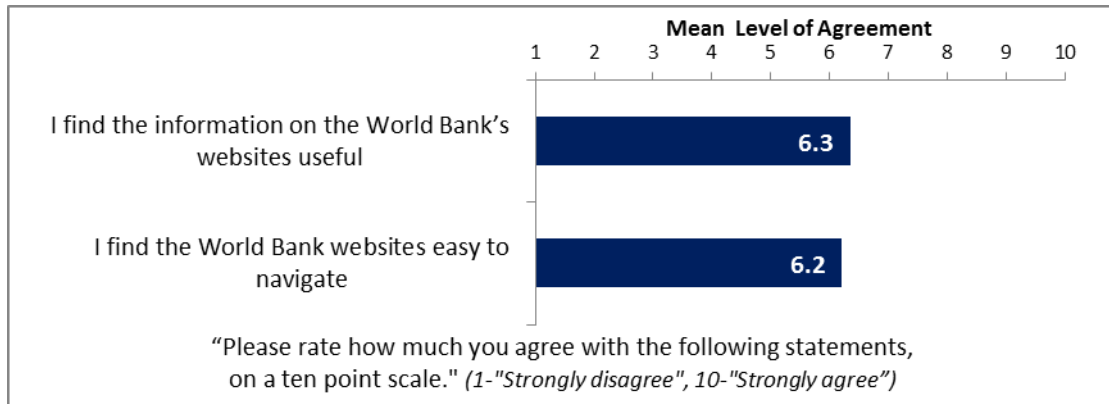
### Website Usage

- Respondents in this year’s country survey were significantly *more* likely to have used the Bank’s website compared to respondents from the FY ’05 country survey. In addition, respondents from this year’s country survey were significantly *more* likely to utilize the Bank’s country website compared to respondents in the FY ’05 country survey.
- Respondents from the private sector and other organizations were significantly *less* likely to utilize the Bank’s website compared to respondents from other stakeholder groups.



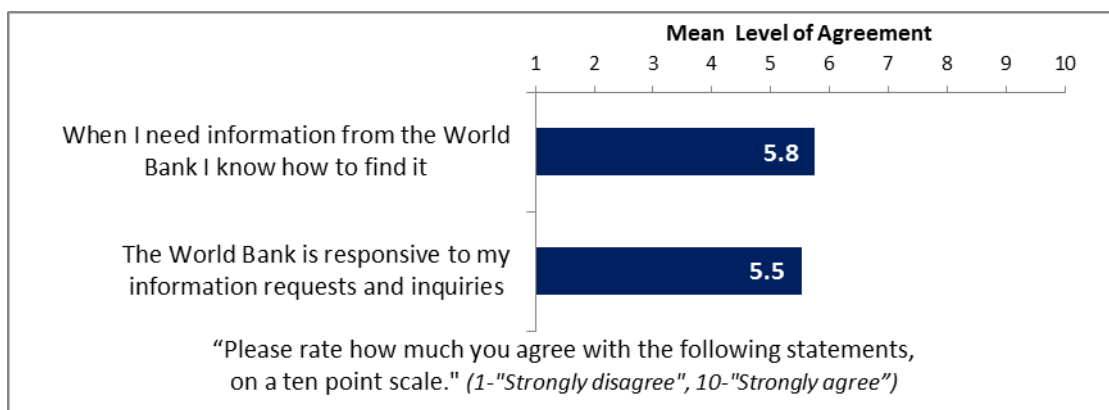
## X. Communication and Openness (continued)

### Website Evaluation



### Information Sharing

- Respondents from private foundations had the highest levels of agreement that when they need information from the Bank they know how to find it whereas respondents from the private sector had significantly lower levels of agreement.
- Respondents from trade unions, private foundations, and consultants on Bank projects/PMUs had the highest levels of agreement that the Bank is responsive to information requests and inquiries whereas respondents from the private sector had significantly lower levels of agreement.



## XI. Appendices

A. Responses to All Questions across All Respondents .....	47
B. Responses to All Questions by Stakeholder Groups .....	63
C. Responses to All Questions by Year.....	80
D. Indicator Questions as a Function of Exposure to the Bank.....	83
E. World Bank Client Survey 2012 – Pakistan Questionnaire .....	84

**PAKISTAN**



## Appendix A: Responses to All Questions across All Respondents (N=512)

### A. General Issues facing Pakistan

1. In general, would you say that Pakistan is headed in...?	Percentage of Respondents (N=455)
The right direction	14.3%
The wrong direction	73.4%
Not sure	12.3%

2. When considering development priorities, which ONE development priority below is the most important in Pakistan? Which ONE is the second most important priority? Which ONE is the third most important priority?	Percentage of Respondents (N=446)			
	<i>Most Important</i>	<i>2<sup>nd</sup> Most Important</i>	<i>3<sup>rd</sup> Most Important</i>	<i>Combined</i>
Education	35.7%	11.0%	9.5%	56.2%
Energy	7.0%	8.8%	8.1%	23.9%
Governance	9.6%	7.2%	5.2%	22.0%
Poverty reduction	7.4%	6.7%	5.4%	19.6%
Anti-corruption	5.8%	7.9%	5.2%	18.9%
Law and justice	2.5%	6.7%	7.0%	16.2%
Economic growth	1.6%	5.8%	6.3%	13.7%
Rural development	4.7%	5.2%	2.0%	11.9%
Job creation/employment	2.7%	3.6%	4.1%	10.4%
Health	1.8%	4.0%	3.4%	9.2%
Transport	3.1%	2.9%	2.7%	8.8%
Information and communications technology	1.6%	0.9%	3.6%	6.1%
Social protection	1.1%	2.7%	2.3%	6.1%
Crime and violence	1.8%	1.8%	2.3%	5.9%
Public sector reform	0.9%	2.0%	1.8%	4.7%
Foreign direct investment	1.6%	1.3%	1.8%	4.7%
Equality of opportunity	0.9%	1.6%	2.0%	4.5%
Domestic private sector development	0.2%	3.1%	1.1%	4.5%
Gender	1.1%	0.7%	2.5%	4.3%
Financial markets	0.7%	1.3%	2.3%	4.3%
Water and sanitation	1.1%	0.9%	2.3%	4.3%
Regional integration	1.1%	2.0%	1.1%	4.3%
Public financial management	0.7%	1.1%	2.3%	4.1%
Basic infrastructure	0.4%	1.8%	1.8%	4.1%
Trade and exports	0.4%	0.9%	2.5%	3.8%
Agricultural development	0.4%	1.3%	1.8%	3.6%
Natural resource management	0.4%	0.9%	1.8%	3.2%
Food security	0.9%	1.1%	0.9%	2.9%
Urban development	1.1%	0.7%	0.9%	2.7%
Disaster management	0.7%	0.7%	1.1%	2.5%
Global integration	0.2%	0.7%	1.4%	2.3%
Monitoring and evaluation	0.4%	0.7%	0.9%	2.0%
Climate change	0.4%	0.0%	1.1%	1.6%
Communicable/non-communicable disease	0.2%	0.2%	0.9%	1.4%
Environmental sustainability	0.0%	1.1%	0.2%	1.3%
Regulatory framework	0.0%	0.2%	0.5%	0.7%

**A. General Issues facing Pakistan (continued)**

<b>3. Poverty reduction is a broad term that encompasses work in many different areas. Which THREE areas of development listed below do you believe would contribute most to reducing poverty in Pakistan? (Choose no more than THREE)</b>	<b>Percentage of Respondents (Responses Combined; N=506)</b>
Education	48.6%
Economic growth	43.7%
Job creation/employment	24.7%
Energy	18.8%
Rural development	15.6%
Equality of opportunity	14.4%
Governance	13.2%
Anti-corruption	13.0%
Law and justice	12.3%
Agricultural development	10.3%
Basic infrastructure	8.3%
Health	7.5%
Trade and exports	6.7%
Social protection	5.7%
Domestic private sector development	5.7%
Natural resource management	4.9%
Foreign direct investment	4.5%
Crime and violence	4.3%
Water and sanitation	4.2%
Regulatory framework	3.4%
Food security	3.2%
Gender	3.0%
Regional integration	2.6%
Urban development	2.4%
Public sector reform	2.2%
Transport	1.8%
Communicable/non-communicable disease	1.8%
Public financial management	1.8%
Information and communications technology	1.6%
Financial markets	1.6%
Climate change	1.4%
Monitoring and evaluation	1.2%
Environmental sustainability	1.2%
Disaster management	1.0%
Global integration	1.0%



**A. General Issues facing Pakistan (continued)**

4. Economic growth can be driven by a number of factors. Which THREE areas below do you believe would contribute most to generating economic growth in Pakistan? (Choose no more than THREE)	Percentage of Respondents (Responses Combined; N=508)
Energy	54.5%
Education	31.1%
Anti-corruption	23.4%
Foreign direct investment	19.3%
Governance	16.7%
Trade and exports	15.4%
Agricultural development	12.6%
Job creation/employment	11.6%
Domestic private sector development	10.0%
Law and justice	9.4%
Equality of opportunity	8.5%
Rural development	8.5%
Basic infrastructure	7.1%
Natural resource management	6.3%
Health	5.9%
Crime and violence	5.9%
Regulatory framework	4.9%
Public sector reform	4.5%
Information and communications technology	4.3%
Transport	4.3%
Financial markets	4.1%
Urban development	3.9%
Public financial management	3.9%
Global integration	3.1%
Water and sanitation	3.0%
Regional integration	2.8%
Communicable/non-communicable disease	2.6%
Food security	2.6%
Social protection	2.2%
Disaster management	1.2%
Environmental sustainability	1.2%
Climate change	0.8%
Monitoring and evaluation	0.8%
Gender	0.8%

**B. Overall Attitudes toward the World Bank**

<b>Familiarity</b>	<b>N</b>	<b>Mean</b>	<b>SD</b>
1. How familiar are you with the work of the World Bank in Pakistan, on a ten-point scale? (1-Not familiar at all, 10-Extremely familiar)	509	6.04	2.13

<b>Overall Effectiveness</b>	<b>N</b>	<b>Mean</b>	<b>SD</b>
2. Overall, please rate your impression of the World Bank's effectiveness in Pakistan, on a ten-point scale. (1-Not effective at all, 10-Very effective)	477	5.59	2.07

**B. Overall Attitudes toward the World Bank (continued)**

<b>Staff Preparedness</b>	<b>N</b>	<b>Mean</b>	<b>SD</b>
3. To what extent do you believe the World Bank's staff is well prepared (e.g., skills and knowledge) to help Pakistan solve its most complicated development challenges, on a ten point scale?	461	5.65	2.08

<b>4. When thinking about how the World Bank can have the most impact on development results in Pakistan, in which sectoral areas do you believe the World Bank should focus most of its attention and resources in Pakistan? (Choose no more than THREE)</b>	<b>Percentage of Respondents (Responses Combined; N=506)</b>
Education	58.1%
Energy	43.1%
Poverty reduction	21.7%
Economic growth	15.6%
Governance	15.2%
Rural development	14.6%
Job creation/employment	13.2%
Health	13.2%
Agricultural development	9.5%
Foreign direct investment	7.9%
Trade and exports	7.1%
Transport	6.1%
Natural resource management	6.1%
Anti-corruption	6.1%
Basic infrastructure	5.5%
Public sector reform	5.3%
Domestic private sector development	5.3%
Water and sanitation	5.3%
Public financial management	5.3%
Social protection	4.3%
Crime and violence	4.0%
Law and justice	3.8%
Financial markets	3.2%
Regional integration	2.4%
Equality of opportunity	2.2%
Monitoring and evaluation	2.0%
Regulatory framework	2.0%
Food security	1.8%
Communicable/non-communicable disease	1.8%
Information and communications technology	1.8%
Gender	1.4%
Environmental sustainability	1.2%
Global integration	1.2%
Urban development	1.0%
Climate change	0.8%
Disaster management	0.4%

**B. Overall Attitudes toward the World Bank (continued)**

5. When thinking about the World Bank's role, which activity do you believe is of greatest VALUE and which activity is of second greatest value in Pakistan?	Percentage of Respondents (N=470)		
	<i>Greatest Value</i>	<i>2<sup>nd</sup> Greatest Value</i>	<i>Combined</i>
Financial resources	51.7%	13.4%	65.1%
Technical assistance	15.3%	22.0%	37.3%
Training/capacity building	9.1%	14.7%	23.9%
Policy advice	6.6%	12.4%	19.0%
Mobilizing third party financial resources	6.4%	10.9%	17.3%
Studies/analyses	3.2%	6.6%	9.8%
Data	1.1%	6.0%	7.0%
Donor coordination	2.8%	4.3%	7.0%
Regional integration	2.1%	4.1%	6.2%
Linkage to non-Bank expertise (i.e., South-South knowledge sharing)	0.6%	2.8%	3.4%
Convening/facilitating	0.6%	2.1%	2.8%
Other	0.9%	0.6%	1.5%

6. Which of the following do you identify as the World Bank's greatest WEAKNESSES in its work in Pakistan? (Choose no more than TWO)	Percentage of Respondents (Responses Combined; N=495)
Imposing technocratic solutions without regard to political realities	27.3%
Too influenced by developed countries	23.0%
Too bureaucratic in its operational policies and procedures	20.4%
Not aligned with country priorities	17.2%
Not adequately sensitive to political/social realities in Pakistan	13.5%
Not willing to honestly criticize policies and reform efforts in the country	12.9%
Not exploring alternative policy options	10.9%
Not be able to adapt to the country context	10.7%
Not enough public disclosure of its work	9.9%
World Bank processes too slow and complex	9.5%
Arrogant in its approach	7.1%
Staff too inaccessible	6.7%
May not be practical	6.5%
Not collaborating enough with non-state actors	5.5%
Not client focused	4.8%
The credibility of its knowledge/data	3.2%
Not enough decentralization to the provinces	2.8%
Other	1.6%
Not aligned with other donors' work	1.4%

**B. Overall Attitudes toward the World Bank (continued)**

<b>7. Which World Bank instruments do you believe are the MOST effective in reducing poverty in Pakistan? (Choose no more than TWO)</b>	<b>Percentage of Respondents (Responses Combined; N=508)</b>
Investment lending	49.1%
Capacity development	48.9%
Technical assistance	46.5%
Results-based lending	44.3%
Policy based lending/ budget support to the Government	37.2%
Knowledge products/services	37.2%
Trust Fund management	29.0%
Don't know	24.3%
Other	13.2%

<b>8. Which World Bank instruments do you believe are the LEAST effective in reducing poverty in Pakistan? (Choose no more than TWO)</b>	<b>Percentage of Respondents (Responses Combined; N=506)</b>
Policy based lending/ budget support to the Government	37.5%
Investment lending	22.9%
Technical assistance	22.7%
Trust Fund management	22.5%
Knowledge products/services	21.1%
Capacity development	18.8%
Results-based lending	15.4%
Don't know	14.4%
Other	1.2%

<b>Global Development Agenda</b>	<b>N</b>	<b>Mean</b>	<b>SD</b>
9. To what extent do you believe the World Bank SHOULD seek to influence the global development agenda as related to "global public goods" (e.g., climate change, communicable diseases, international financial systems, trade, etc.), on a ten point scale? (1-To no degree at all, 10-To a very significant degree)	475	6.73	2.12

<b>10. In addition to the regular relations with the national government as its main interlocutor, which TWO of the following groups should the World Bank collaborate with more in your country to ensure better development results there? (Choose no more than TWO)</b>	<b>Percentage of Respondents (Responses Combined; N=506)</b>
Academia/think tanks/research institutes	39.3%
Private sector	32.6%
Local Government	32.4%
NGOs	20.2%
Community Based Organizations (CBOs)	18.0%
Beneficiaries	14.0%
Media	10.9%
Parliament	8.7%
Donor community	7.3%
Foundations	7.3%
Faith based organizations	4.5%
Other	1.4%

**B. Overall Attitudes toward the World Bank (continued)**

To what extent do you agree with the following statements about the World Bank's work in Pakistan, on a ten point scale? (1-Strongly disagree, 10-Strongly agree)	Level of Agreement		
	N	Mean	SD
11. Overall the World Bank currently plays a relevant role in development in Pakistan	483	5.17	2.08
12. The World Bank's work is aligned with what I consider the development priorities for this country	478	4.95	2.05
13. The World Bank supports programs and strategies that are realistic for Pakistan	476	4.80	2.02
14. The World Bank treats clients and stakeholders in Pakistan with respect	456	5.76	2.29

To what extent is the World Bank an effective development partner in Pakistan in terms of each of the following? (1-To no degree at all, 10-To a very significant degree)	Degree		
	N	Mean	SD
15. Responsiveness	453	5.34	2.09
16. Flexibility (in terms of the institution's products and services)	451	4.87	1.93
17. Flexibility (in terms of changing country circumstances)	457	4.99	2.01
18. Being inclusive	426	5.08	2.02
19. Openness (sharing data and other information)	452	5.41	2.17
20. Staff accessibility	441	4.99	2.09
21. Straightforwardness and honesty	438	5.68	2.23
22. Collaboration with groups outside of the Government	450	5.58	2.13
23. Collaboration with the Government	465	6.33	2.05
24. Collaboration with other donors	419	5.97	2.08
25. Follow through over time	411	5.47	2.06

26. When World Bank assisted reform efforts fail or are slow to take place, which of the following would you attribute this to? (Choose TWO)	Percentage of Respondents (Responses Combined; N=501)
The Government works inefficiently	45.3%
Political pressures and obstacles	30.1%
Lack of/inadequate levels of capacity in Government	25.1%
There is not an adequate level of citizen/civil society participation	22.4%
Reforms are not well thought out in light of country challenges	20.8%
The World Bank is not sensitive enough to political/social realities on the ground	18.2%
The World Bank works too slowly	17.0%
The World Bank does not do adequate follow through/follow-up	10.8%
Poor donor coordination	6.6%
Other	1.0%

### C. World Bank Effectiveness and Results

How effective do you believe the World Bank is in terms of the work it does in the following areas of development in Pakistan, on a ten point scale? (1-Not effective at all, 10-Very effective)	Effectiveness		
	N	Mean	SD
1. Anti-corruption	439	3.87	2.41
2. Information and communications technology	426	5.03	1.94
3. Transport	437	5.12	2.12
4. Crime and violence	419	3.74	2.41
5. Law and justice	414	4.21	2.32
6. Urban development	437	5.19	1.99
7. Environmental sustainability	441	5.16	2.15
8. Regulatory framework	416	5.01	1.97
9. Basic infrastructure	440	5.36	1.99
10. Communicable/non-communicable disease	424	5.10	2.15
11. Poverty reduction	464	5.22	2.33
12. Gender	430	5.12	2.14
13. Domestic private sector development	419	4.75	1.94
14. Foreign direct investment	413	4.81	2.09
15. Water and sanitation	440	5.10	2.10
16. Trade and exports	413	4.81	1.97
17. Economic growth	456	5.04	2.04
18. Energy	446	4.71	2.26
19. Disaster management	438	4.99	2.17
20. Monitoring and evaluation	428	5.01	2.05
21. Public financial management	423	5.11	2.09
22. Job creation/employment	434	4.46	2.31
23. Financial markets	413	4.65	2.06
24. Equality of opportunity	418	4.59	2.29
25. Health	439	5.13	2.12
26. Rural development	435	5.17	2.14
27. Global integration	396	4.96	2.07
28. Governance	434	4.53	2.11
29. Food security	423	4.63	2.10
30. Education	453	5.24	2.26
31. Social protection	402	4.69	2.27
32. Climate change	411	4.70	2.06
33. Public sector reform	427	4.82	2.11
34. Regional integration	397	4.52	2.06
35. Agricultural development	438	5.12	2.04
36. Natural resource management	420	4.64	2.27

**C. World Bank Effectiveness and Results (continued)**

<b>Achieving Sustainable Results</b>	<b>N</b>	<b>Mean</b>	<b>SD</b>
29. To what extent does the World Bank's work help achieve sustainable development results in Pakistan, on a ten point scale? (1-To no degree at all, 10-To a very significant degree)	481	5.26	1.93

<b>To what extent do you agree with the following statements about the World Bank in Pakistan, on a ten point scale?</b> (1-Strongly disagree, 10-Strongly agree)	<b>N</b>	<b>Mean</b>	<b>SD</b>
30. The World Bank's financial instruments (i.e., investment lending, Development Policy Loan, Trust Funds, Program 4 Result, etc.) meet the needs of Pakistan	469	4.90	2.01
31. The World Bank meets Pakistan's needs for knowledge services (e.g., research, analysis, technical assistance)	479	4.97	2.06

**D. The World Bank's Knowledge**

<b>1. How frequently do you consult World Bank knowledge and research (e.g., data, analysis, reports) in the work you do?</b>	<b>Percentage of Respondents (N=508)</b>
Weekly	3.3%
Monthly	13.2%
A few times a year	35.2%
Rarely	34.4%
Never	13.8%

**D. The World Bank's Knowledge (continued)**

<b>2. When thinking about the development challenges in Pakistan, where do you believe it would be most valuable for the World Bank to focus its research and knowledge efforts in the next few years? (Choose no more than THREE)</b>	<b>Percentage of Respondents (Responses Combined; N=507)</b>
Education	53.5%
Energy	44.8%
Economic growth	23.7%
Governance	16.0%
Poverty reduction	14.6%
Anti-corruption	14.4%
Public sector reform	14.0%
Job creation/employment	9.3%
Health	8.1%
Domestic private sector development	7.3%
Trade and exports	7.1%
Foreign direct investment	6.7%
Law and justice	5.7%
Rural development	5.7%
Basic infrastructure	5.7%
Agricultural development	5.5%
Gender	4.9%
Disaster management	4.9%
Water and sanitation	4.3%
Monitoring and evaluation	3.6%
Transport	3.4%
Food security	3.4%
Urban development	3.2%
Crime and violence	3.2%
Natural resource management	2.8%
Public financial management	2.6%
Environmental sustainability	2.6%
Social protection	2.4%
Equality of opportunity	2.4%
Financial markets	2.2%
Climate change	1.8%
Regional integration	1.8%
Information and communications technology	1.8%
Regulatory framework	1.6%
Global integration	1.4%
Communicable/non-communicable disease	1.0%

<b>How effective do you believe the World Bank's knowledge and research are at... in Pakistan? (1-Not effective at all, 10-Very effective)</b>	<b>Level of Effectiveness</b>		
	<b>N</b>	<b>Mean</b>	<b>SD</b>
3. Raising your awareness of the particular topic	472	5.48	2.24
4. Stimulating public debate/dialogue	456	4.74	2.14
5. Enhancing your knowledge and/or skills	470	5.19	2.19
6. Contributing to good policy making	465	5.21	2.23
7. Providing support for program implementation	464	5.32	2.11



**D. The World Bank's Knowledge (continued)**

To what extent do you believe that the World Bank's knowledge and research... in Pakistan? (1-To no degree at all, 10-To a very significant degree)	Degree		
	N	Mean	SD
8. Are timely	448	5.22	2.15
9. Include appropriate level of stakeholder involvement during preparation	444	5.02	1.96
10. Are relevant to Pakistan's development priorities	466	5.02	1.88
11. Provide feasible recommendations	454	5.26	1.94
12. Are accessible (well written and easy to understand)	454	5.54	2.12
13. A source of relevant information on global good practices	454	5.85	2.03
14. Are adequately disseminated	447	5.13	2.08
15. Are appropriately translated	420	5.18	2.06
16. Are adaptable to Pakistan's specific development challenges and country circumstances	461	4.90	2.03

Overall Evaluations	N	Mean	SD
17. Overall, how significant a contribution do you believe the World Bank's knowledge and research make to development results in your country, on a ten point scale? (1-Not significant at all, 10-Very significant)	476	5.78	2.08
18. Overall, how would you rate the technical quality of the World Bank's knowledge/ research, on a ten point scale? (1-Very low technical quality, 10-Very high technical quality)	465	6.54	1.79
19. Overall, how effective is the World Bank at providing linkage to non-Bank expertise (i.e., South-South knowledge sharing, etc.)? (1-Not effective at all, 10-Very effective)	391	5.76	1.87
20. To what extent do you believe that Pakistan received value for money from the World Bank's products/services that were paid for on a fee for service basis? (1-To no degree at all, 10-To a very significant degree)	407	5.29	2.01

**E. Working with the World Bank**

To what extent do you agree/disagree with the following statements, on a ten point scale? (1-Strongly disagree, 10-Strongly agree)	Level of Agreement		
	N	Mean	SD
1. The World Bank disburses funds promptly	410	5.44	2.15
2. The World Bank effectively monitors and evaluates the projects and programs it supports	444	5.77	2.08
3. The World Bank's approvals and reviews are done in a timely fashion	426	5.59	2.07
4. The World Bank's "Safeguard Policy" requirements are reasonable	388	5.56	1.96
5. The World Bank imposes reasonable conditions on its lending	433	5.26	2.31
6. Working with the World Bank increases Pakistan's institutional capacity	450	5.56	2.25
7. The World Bank ensures consistency and continuity through staff changes	391	5.50	1.92
8. The World Bank's teams and visits are well coordinated	405	5.97	1.97
9. Where country systems are adequate, the World Bank makes appropriate use of them	400	5.75	2.11
10. The World Bank provides effective implementation support	440	5.62	2.12
11. The World Bank's implementation support is useful and effective	438	5.67	2.17

### F. The Future Role of the World Bank in Pakistan

The Bank's Role	N	Mean	SD
1. How significant a role do you believe the Bank SHOULD play in Pakistan's development in the near future, on a ten point scale? (1-Not a significant role at all, 10-Very significant role)	496	7.27	2.20

2. Which of the following SHOULD the World Bank do to make itself of greater value in Pakistan? (Choose no more than TWO)	Percentage of Respondents (Responses Combined; N=501)
Improve the quality of its experts as related to Pakistan's specific challenges	37.1%
Reduce the complexity of obtaining World Bank financing	36.7%
Increase decentralization to the provinces	19.8%
Ensure greater selectivity in its work	16.8%
Improve the competitiveness of its financing compared to markets	15.8%
Provide more adequate data/knowledge/ statistics/figures on Pakistan's economy	15.8%
Offer more innovative financial products	13.6%
Offer more innovative knowledge services	13.6%
Focus primarily on advocacy issues	11.4%
Work faster	9.6%
Increase availability of Fee-Based services	6.6%
Other	2.2%

### G. Communication and Information Sharing

1. How do you get most of your information about economic and social development issues in Pakistan? (Choose no more than TWO)	Percentage of Respondents (Responses Combined; N=502)
Local newspapers	70.1%
Internet	37.6%
Local television	36.9%
Periodicals	12.4%
International newspapers	11.0%
Social media (Facebook, Twitter, YouTube)	10.4%
International television	8.8%
Other	4.2%
Mobile phones	2.6%
Blogs	2.0%
Instant messaging	1.2%
Local radio	1.0%
International radio	1.0%

**G. Communication and Information Sharing (continued)**

<b>2. How would you prefer to receive information from the World Bank? (Choose no more than TWO)</b>	<b>Percentage of Respondents (Responses Combined; N=494)</b>
World Bank website	45.5%
e-Newsletters	31.6%
World Bank publications and other written materials	30.6%
World Bank seminars/workshops/conferences	21.1%
Social media (Facebook, Twitter, YouTube)	16.6%
Direct contact with World Bank (i.e., face to face meetings/discussions)	13.6%
Mobile phones	11.1%
Other	5.7%
World Bank Public Information Center	5.1%
Instant messaging	4.5%
Blogs	4.0%

<b>3. Are you aware of the World Bank's Access to Information Policy under which the Bank will now disclose any information in its possession that is not a list of exceptions?</b>	<b>Percentage of Respondents (N=485)</b>
Yes	31.3%
No	68.7%

<b>4. Have you requested information from the World Bank on its activities in the past year?</b>	<b>Percentage of Respondents (N=484)</b>
Yes	24.4%
No	75.6%

<b>5. Were you able to obtain this information?</b>	<b>Percentage of Respondents (N=118)</b>
Yes	82.2%
No	17.8%

<b>6. Do you have access to the Internet?</b>	<b>Percentage of Respondents (N=487)</b>
Yes	94.5%
No	5.5%

<b>7. Do you use/have used the World Bank website?</b>	<b>Percentage of Respondents (N=490)</b>
Yes	67.3%
No	32.7%

<b>8. Which do you primarily use?</b>	<b>Percentage of Respondents (N=347)</b>
The World Bank's country website ( <a href="http://www.worldbank.org/pk">www.worldbank.org/pk</a> )	56.8%
The World Bank's main website ( <a href="http://www.worldbank.org">www.worldbank.org</a> )	43.2%

**G. Communication and Information Sharing (continued)**

Please rate how much you agree with the following statements, on a ten point scale. (1-Strongly disagree, 10-Strongly agree)	Level of Agreement		
	N	Mean	SD
10. I use more data from the World Bank as a result of the organization's Open Data policy	363	5.17	2.31
11. I find the World Bank websites easy to navigate	353	6.21	2.06
12. I find the information on the World Bank's websites useful	353	6.35	2.03
13. When I need information from the World Bank I know how to find it	403	5.75	2.33
14. The World Bank is responsive to my information requests and inquiries	331	5.53	2.62

**H. Background Information**

1. Which of the following best describes your current position? (Please mark only ONE response)	Percentage of Respondents (N=496)
Private sector organization	18.5%
Academia/Research institute/Think tank	15.3%
Employee of Ministry	13.7%
Other	9.9%
NGO	7.7%
Media	7.1%
PMU	5.2%
Local Government office or staff	3.2%
Independent Government Institution	2.8%
Private foundation	2.6%
Financial sector/Private bank	2.4%
Trade Union	2.2%
Consultant/Contractor on Bank Project	1.6%
Bilateral agency	1.6%
Multilateral agency	1.6%
Office of the President, Prime Minister	1.0%
Faith-based group	0.8%
Judiciary branch	0.8%
Office of Minister	0.6%
Office of Parliamentarian	0.6%
Community Based Organization	0.6%

**H. Background Information (continued)**

<b>2. Please identify the primary specialization of your work. (Please mark only ONE response)</b>	<b>Percentage of Respondents (N=484)</b>
Education	20.0%
Other	15.9%
Energy	6.6%
Trade and exports	6.6%
Economic growth	4.8%
Governance	4.8%
Transport	3.9%
Health	3.7%
Information and communications technology	3.5%
Agricultural development	3.3%
Financial markets	2.9%
Public financial management	2.7%
Domestic private sector development	1.7%
Environmental sustainability	1.7%
Law and justice	1.7%
Monitoring and evaluation	1.7%
Natural resource management	1.2%
Urban development	1.2%
Disaster management	1.0%
Job creation/employment	1.0%
Poverty reduction	1.0%
Regulatory framework	1.0%
Rural development	1.0%
Water and sanitation	1.0%
Foreign direct investment	0.8%
Public sector reform	0.8%
Social protection	0.8%
Anti-corruption	0.6%
Basic infrastructure	0.6%
Gender	0.6%
Global integration	0.6%
Communicable/non-communicable disease	0.4%
Regional integration	0.4%
Food security	0.2%

<b>3. Currently, do you professionally collaborate/work with the World Bank in your country?</b>	<b>Percentage of Respondents (N=491)</b>
Yes	23.8%
No	76.2%

**H. Background Information (continued)**

<b>4. Which of the following describes most of your exposure to the World Bank in Pakistan? (Choose no more than TWO)</b>	<b>Percentage of Respondents (N=481)</b>
Observer (i.e., follow in media, discuss in informal conversations, etc.)	50.9%
Use World Bank website for information, data, research, etc.	37.2%
Use World Bank reports/data	33.3%
Collaborate as part of my professional duties	23.7%
Engage in World Bank related/sponsored events/activities	17.5%

<b>5. Which best represents your geographic location?</b>	<b>Percentage of Respondents (N=473)</b>
Provinces	96.4%
Regions and territories	3.6%

## Appendix B: Responses to All Questions by Stakeholder Groups

### A. General Issues facing Pakistan

In general, would you say that Pakistan is headed in...?

Percentage of Respondents	Office of the President/ Prime Minister/ Minister	Employee of a Ministry	Consultant on Bank Project/PMU	Local Government	Bilateral/ Multilateral Agency	Private Sector	Private Foundation	Financial Sector/ Private Bank	NGO/ CBO	Media	Independent Government Institution	Trade Union	Academia/ Research Institute	Other
The right direction	33.3%	26.2%	7.7%	0.0%	20.0%	3.4%	0.0%	9.1%	21.9%	6.7%	33.3%	10.0%	15.7%	23.2%
The wrong direction	33.3%	55.7%	73.1%	86.7%	53.3%	87.6%	83.3%	81.8%	68.8%	73.3%	66.7%	90.0%	72.9%	69.6%
Not sure	33.3%	18.0%	19.2%	13.3%	26.7%	9.0%	16.7%	9.1%	9.4%	20.0%	0.0%	0.0%	11.4%	7.1%

When considering development priorities, which ONE development priority below is the most important in Pakistan? Which ONE is the second most important priority? Which ONE is the third most important priority?

1 <sup>st</sup> Most Important	Office of the President/ Prime Minister/ Minister	Employee of a Ministry	Consultant on Bank Project/PMU	Local Government	Bilateral/ Multilateral Agency	Private Sector	Private Foundation	Financial Sector/ Private Bank	NGO/ CBO	Media	Independent Government Institution	Trade Union	Academia/ Research Institute	Other
Rural development	0.0%	0.0%	3.3%	6.3%	0.0%	1.3%	0.0%	9.1%	12.9%	16.7%	0.0%	0.0%	4.7%	9.1%
Education	28.6%	31.7%	43.3%	31.3%	37.5%	39.7%	46.2%	9.1%	35.5%	33.3%	60.0%	0.0%	43.8%	32.7%
Social protection	0.0%	3.3%	0.0%	0.0%	0.0%	0.0%	0.0%	0.0%	0.0%	0.0%	10.0%	0.0%	0.0%	3.6%
Transport	14.3%	6.7%	6.7%	6.3%	0.0%	0.0%	0.0%	9.1%	0.0%	0.0%	0.0%	0.0%	6.3%	1.8%
Poverty reduction	0.0%	10.0%	3.3%	6.3%	12.5%	7.7%	23.1%	0.0%	12.9%	10.0%	0.0%	9.1%	4.7%	3.6%
Public sector reform	0.0%	0.0%	0.0%	0.0%	0.0%	1.3%	0.0%	9.1%	0.0%	0.0%	0.0%	0.0%	0.0%	3.6%
Regional integration	0.0%	0.0%	0.0%	0.0%	6.3%	3.8%	0.0%	0.0%	0.0%	0.0%	0.0%	0.0%	0.0%	0.0%
Gender	0.0%	1.7%	3.3%	6.3%	0.0%	1.3%	0.0%	0.0%	0.0%	0.0%	0.0%	0.0%	1.6%	0.0%
Domestic private sector development	0.0%	0.0%	0.0%	0.0%	0.0%	0.0%	0.0%	9.1%	0.0%	0.0%	0.0%	0.0%	0.0%	0.0%
Foreign direct investment	0.0%	1.7%	0.0%	0.0%	0.0%	2.6%	0.0%	0.0%	0.0%	0.0%	0.0%	0.0%	3.1%	0.0%
Water and sanitation	0.0%	0.0%	3.3%	0.0%	0.0%	2.6%	0.0%	0.0%	3.2%	0.0%	0.0%	9.1%	0.0%	0.0%
Anti-corruption	0.0%	3.3%	13.3%	18.8%	6.3%	1.3%	0.0%	9.1%	6.5%	6.7%	10.0%	18.2%	6.3%	5.5%
Monitoring and evaluation	0.0%	0.0%	0.0%	0.0%	0.0%	1.3%	0.0%	0.0%	0.0%	3.3%	0.0%	0.0%	0.0%	0.0%
Public financial management	0.0%	0.0%	0.0%	0.0%	0.0%	0.0%	0.0%	9.1%	0.0%	0.0%	0.0%	0.0%	0.0%	3.6%
Job creation/employment	14.3%	0.0%	0.0%	0.0%	6.3%	3.8%	0.0%	0.0%	3.2%	0.0%	0.0%	9.1%	3.1%	1.8%
Governance	14.3%	18.3%	10.0%	0.0%	18.8%	6.4%	0.0%	0.0%	16.1%	3.3%	10.0%	9.1%	12.5%	3.6%
Financial markets	0.0%	0.0%	0.0%	0.0%	0.0%	1.3%	0.0%	0.0%	3.2%	0.0%	0.0%	0.0%	0.0%	1.8%
Urban development	0.0%	0.0%	0.0%	6.3%	0.0%	1.3%	0.0%	0.0%	0.0%	0.0%	0.0%	18.2%	0.0%	0.0%
Environmental sustainability	0.0%	0.0%	0.0%	0.0%	0.0%	0.0%	0.0%	0.0%	0.0%	0.0%	0.0%	0.0%	0.0%	0.0%
Equality of opportunity	0.0%	0.0%	6.7%	6.3%	0.0%	0.0%	0.0%	0.0%	0.0%	0.0%	0.0%	0.0%	0.0%	1.8%
Health	0.0%	1.7%	0.0%	0.0%	0.0%	2.6%	0.0%	0.0%	6.5%	0.0%	0.0%	0.0%	1.6%	3.6%
Energy	14.3%	10.0%	3.3%	0.0%	6.3%	5.1%	15.4%	0.0%	0.0%	10.0%	10.0%	27.3%	1.6%	14.5%
Food security	0.0%	1.7%	0.0%	0.0%	0.0%	1.3%	0.0%	0.0%	0.0%	3.3%	0.0%	0.0%	0.0%	1.8%
Climate change	0.0%	0.0%	0.0%	6.3%	0.0%	1.3%	0.0%	0.0%	0.0%	0.0%	0.0%	0.0%	0.0%	0.0%
Agricultural development	0.0%	0.0%	0.0%	0.0%	0.0%	0.0%	0.0%	0.0%	0.0%	0.0%	0.0%	0.0%	1.6%	1.8%
Trade and exports	0.0%	1.7%	0.0%	0.0%	0.0%	0.0%	0.0%	9.1%	0.0%	0.0%	0.0%	0.0%	0.0%	0.0%
Crime and violence	0.0%	0.0%	3.3%	0.0%	0.0%	1.3%	7.7%	18.2%	0.0%	3.3%	0.0%	0.0%	1.6%	0.0%
Economic growth	0.0%	0.0%	0.0%	0.0%	6.3%	3.8%	0.0%	0.0%	0.0%	6.7%	0.0%	0.0%	1.6%	0.0%
Law and justice	0.0%	10.0%	0.0%	0.0%	0.0%	2.6%	7.7%	0.0%	0.0%	0.0%	0.0%	0.0%	1.6%	1.8%
Regulatory framework	0.0%	0.0%	0.0%	0.0%	0.0%	0.0%	0.0%	0.0%	0.0%	0.0%	0.0%	0.0%	0.0%	0.0%
Communicable/non-communicable disease	0.0%	0.0%	0.0%	0.0%	0.0%	1.3%	0.0%	0.0%	0.0%	0.0%	0.0%	0.0%	0.0%	0.0%
Basic infrastructure	14.3%	0.0%	0.0%	0.0%	0.0%	0.0%	0.0%	9.1%	0.0%	0.0%	0.0%	0.0%	0.0%	0.0%
Natural resource management	0.0%	0.0%	3.3%	0.0%	0.0%	0.0%	0.0%	0.0%	0.0%	0.0%	0.0%	0.0%	0.0%	1.8%
Global integration	0.0%	0.0%	0.0%	0.0%	0.0%	1.3%	0.0%	0.0%	0.0%	0.0%	0.0%	0.0%	0.0%	0.0%
Disaster management	0.0%	0.0%	0.0%	0.0%	0.0%	2.6%	0.0%	0.0%	0.0%	0.0%	0.0%	0.0%	1.6%	0.0%
Information and communications technology	0.0%	0.0%	0.0%	6.3%	0.0%	1.3%	0.0%	0.0%	0.0%	3.3%	0.0%	0.0%	3.1%	1.8%

### A. General Issues facing Pakistan (continued)

When considering development priorities, which ONE development priority below is the most important in Pakistan? Which ONE is the second most important priority? Which ONE is the third most important priority?

2 <sup>nd</sup> Most Important	Office of the President/ Prime Minister/ Minister	Employee of a Ministry	Consultant on Bank Project/PMU	Local Government	Bilateral/Multilateral Agency	Private Sector	Private Foundation	Financial Sector/Private Bank	NGO/CBO	Media	Independent Government Institution	Trade Union	Academia/Research Institute	Other
Rural development	0.0%	8.3%	6.7%	12.5%	0.0%	5.2%	0.0%	9.1%	6.5%	3.3%	10.0%	0.0%	6.3%	1.8%
Education	14.3%	13.3%	3.3%	6.3%	12.5%	7.8%	15.4%	0.0%	9.7%	16.7%	10.0%	27.3%	12.5%	12.7%
Social protection	0.0%	0.0%	3.3%	0.0%	18.8%	0.0%	0.0%	0.0%	6.5%	10.0%	10.0%	0.0%	1.6%	1.8%
Transport	0.0%	5.0%	3.3%	0.0%	0.0%	2.6%	0.0%	0.0%	0.0%	3.3%	0.0%	9.1%	4.7%	3.6%
Poverty reduction	0.0%	1.7%	6.7%	12.5%	6.3%	6.5%	15.4%	0.0%	9.7%	3.3%	0.0%	0.0%	9.4%	12.7%
Public sector reform	0.0%	1.7%	3.3%	0.0%	0.0%	0.0%	0.0%	9.1%	0.0%	0.0%	0.0%	0.0%	6.3%	3.6%
Regional integration	0.0%	1.7%	0.0%	6.3%	0.0%	1.3%	0.0%	0.0%	0.0%	0.0%	0.0%	0.0%	3.1%	3.6%
Gender	0.0%	0.0%	0.0%	0.0%	0.0%	1.3%	0.0%	9.1%	0.0%	3.3%	0.0%	0.0%	0.0%	0.0%
Domestic private sector development	0.0%	3.3%	0.0%	0.0%	0.0%	9.1%	0.0%	0.0%	0.0%	0.0%	0.0%	0.0%	1.6%	7.3%
Foreign direct investment	0.0%	0.0%	0.0%	0.0%	0.0%	0.0%	0.0%	9.1%	3.2%	0.0%	10.0%	0.0%	1.6%	3.6%
Water and sanitation	0.0%	1.7%	0.0%	0.0%	0.0%	0.0%	0.0%	0.0%	3.2%	3.3%	0.0%	0.0%	0.0%	1.8%
Anti-corruption	0.0%	6.7%	6.7%	0.0%	6.3%	7.8%	7.7%	9.1%	3.2%	10.0%	10.0%	0.0%	14.1%	9.1%
Monitoring and evaluation	0.0%	0.0%	3.3%	0.0%	0.0%	0.0%	7.7%	0.0%	0.0%	0.0%	0.0%	0.0%	0.0%	1.8%
Public financial management	0.0%	0.0%	0.0%	6.3%	0.0%	2.6%	0.0%	0.0%	6.5%	0.0%	0.0%	0.0%	0.0%	0.0%
Job creation/employment	0.0%	3.3%	10.0%	0.0%	0.0%	1.3%	7.7%	0.0%	0.0%	3.3%	0.0%	0.0%	7.8%	3.6%
Governance	0.0%	8.3%	3.3%	6.3%	25.0%	9.1%	7.7%	0.0%	16.1%	3.3%	10.0%	9.1%	4.7%	3.6%
Financial markets	0.0%	0.0%	0.0%	0.0%	0.0%	2.6%	0.0%	0.0%	3.2%	0.0%	0.0%	18.2%	1.6%	0.0%
Urban development	0.0%	0.0%	3.3%	6.3%	0.0%	1.3%	0.0%	0.0%	0.0%	0.0%	0.0%	0.0%	0.0%	0.0%
Environmental sustainability	0.0%	0.0%	3.3%	0.0%	0.0%	0.0%	0.0%	0.0%	3.2%	0.0%	0.0%	0.0%	0.0%	5.5%
Equality of opportunity	0.0%	3.3%	0.0%	0.0%	0.0%	2.6%	0.0%	9.1%	0.0%	3.3%	0.0%	0.0%	0.0%	0.0%
Health	0.0%	0.0%	3.3%	6.3%	0.0%	1.3%	23.1%	9.1%	6.5%	6.7%	10.0%	0.0%	4.7%	3.6%
Energy	28.6%	18.3%	13.3%	0.0%	12.5%	7.8%	0.0%	0.0%	6.5%	10.0%	0.0%	18.2%	1.6%	9.1%
Food security	0.0%	0.0%	0.0%	0.0%	6.3%	0.0%	7.7%	0.0%	0.0%	0.0%	10.0%	9.1%	1.6%	0.0%
Climate change	0.0%	0.0%	0.0%	0.0%	0.0%	0.0%	0.0%	0.0%	0.0%	0.0%	0.0%	0.0%	0.0%	0.0%
Agricultural development	0.0%	5.0%	0.0%	6.3%	0.0%	0.0%	0.0%	0.0%	0.0%	0.0%	0.0%	9.1%	0.0%	1.8%
Trade and exports	0.0%	0.0%	0.0%	0.0%	0.0%	1.3%	0.0%	9.1%	0.0%	0.0%	0.0%	0.0%	0.0%	0.0%
Crime and violence	0.0%	0.0%	3.3%	6.3%	0.0%	0.0%	0.0%	0.0%	0.0%	10.0%	10.0%	0.0%	3.1%	0.0%
Economic growth	42.9%	8.3%	10.0%	0.0%	6.3%	7.8%	0.0%	0.0%	9.7%	3.3%	0.0%	0.0%	3.1%	3.6%
Law and justice	0.0%	6.7%	10.0%	18.8%	0.0%	11.7%	7.7%	0.0%	0.0%	3.3%	10.0%	0.0%	9.4%	1.8%
Regulatory framework	0.0%	0.0%	0.0%	0.0%	0.0%	0.0%	0.0%	0.0%	0.0%	0.0%	0.0%	0.0%	0.0%	0.0%
Communicable/non-communicable disease	0.0%	0.0%	0.0%	0.0%	0.0%	0.0%	0.0%	0.0%	0.0%	0.0%	0.0%	0.0%	0.0%	1.8%
Basic infrastructure	0.0%	0.0%	0.0%	6.3%	0.0%	1.3%	0.0%	9.1%	3.2%	3.3%	0.0%	0.0%	0.0%	0.0%
Natural resource management	14.3%	1.7%	0.0%	0.0%	0.0%	1.3%	0.0%	0.0%	0.0%	0.0%	0.0%	0.0%	0.0%	1.8%
Global integration	0.0%	0.0%	3.3%	0.0%	0.0%	2.6%	0.0%	0.0%	0.0%	0.0%	0.0%	0.0%	0.0%	0.0%
Disaster management	0.0%	0.0%	0.0%	0.0%	6.3%	1.3%	0.0%	9.1%	0.0%	0.0%	0.0%	0.0%	0.0%	0.0%
Information and communications technology	0.0%	1.7%	0.0%	0.0%	0.0%	1.3%	0.0%	9.1%	0.0%	0.0%	0.0%	0.0%	1.6%	0.0%



### A. General Issues facing Pakistan (continued)

When considering development priorities, which ONE development priority below is the most important in Pakistan? Which ONE is the second most important priority? Which ONE is the third most important priority?

3 <sup>rd</sup> Most Important	Office of the President/ Prime Minister/ Minister	Employee of a Ministry	Consultant on Bank Project/PMU	Local Government	Bilateral/Multilateral Agency	Private Sector	Private Foundation	Financial Sector/Private Bank	NGO/CBO	Media	Independent Government Institution	Trade Union	Academia/Research Institute	Other
Rural development	0.0%	3.3%	3.4%	6.7%	0.0%	2.6%	0.0%	0.0%	6.5%	0.0%	0.0%	0.0%	0.0%	1.8%
Education	0.0%	16.7%	10.3%	6.7%	18.8%	10.4%	0.0%	8.3%	12.9%	10.3%	0.0%	0.0%	4.8%	10.9%
Social protection	0.0%	1.7%	3.4%	6.7%	0.0%	0.0%	0.0%	8.3%	3.1%	0.0%	0.0%	9.1%	3.2%	3.6%
Transport	0.0%	1.7%	0.0%	0.0%	0.0%	0.0%	0.0%	8.3%	3.2%	6.9%	0.0%	0.0%	4.8%	7.3%
Poverty reduction	0.0%	6.7%	10.3%	6.7%	6.3%	2.6%	0.0%	0.0%	9.7%	3.4%	10.0%	0.0%	4.8%	9.1%
Public sector reform	0.0%	3.3%	0.0%	6.7%	0.0%	1.3%	0.0%	0.0%	0.0%	3.4%	0.0%	0.0%	3.2%	0.0%
Regional integration	0.0%	0.0%	0.0%	0.0%	6.3%	1.3%	0.0%	0.0%	0.0%	3.4%	0.0%	0.0%	1.6%	0.0%
Gender	0.0%	1.7%	0.0%	0.0%	0.0%	3.9%	0.0%	8.3%	9.7%	0.0%	0.0%	9.1%	1.6%	1.8%
Domestic private sector development	0.0%	0.0%	0.0%	0.0%	6.3%	0.0%	0.0%	8.3%	0.0%	0.0%	0.0%	0.0%	4.8%	0.0%
Foreign direct investment	28.6%	0.0%	0.0%	0.0%	0.0%	1.3%	0.0%	0.0%	3.2%	3.4%	0.0%	0.0%	1.6%	1.8%
Water and sanitation	0.0%	0.0%	0.0%	6.7%	6.3%	2.6%	0.0%	8.3%	6.5%	0.0%	0.0%	0.0%	0.0%	3.6%
Anti-corruption	0.0%	10.0%	6.9%	13.3%	0.0%	5.2%	7.7%	0.0%	0.0%	3.4%	10.0%	0.0%	4.8%	5.5%
Monitoring and evaluation	0.0%	1.7%	3.4%	0.0%	0.0%	0.0%	0.0%	0.0%	0.0%	0.0%	0.0%	0.0%	0.0%	0.0%
Public financial management	0.0%	5.0%	3.4%	0.0%	0.0%	2.6%	0.0%	0.0%	3.2%	0.0%	0.0%	0.0%	3.2%	1.8%
Job creation/employment	0.0%	3.3%	0.0%	6.7%	0.0%	7.8%	7.7%	8.3%	0.0%	0.0%	0.0%	0.0%	6.3%	3.6%
Governance	0.0%	10.0%	0.0%	6.7%	12.5%	2.6%	7.7%	0.0%	9.7%	3.4%	0.0%	18.2%	0.0%	9.1%
Financial markets	0.0%	1.7%	3.4%	0.0%	6.3%	1.3%	7.7%	0.0%	3.2%	3.4%	0.0%	0.0%	3.2%	1.8%
Urban development	0.0%	1.7%	0.0%	0.0%	0.0%	0.0%	0.0%	0.0%	0.0%	0.0%	10.0%	0.0%	1.6%	1.8%
Environmental sustainability	0.0%	0.0%	0.0%	0.0%	0.0%	0.0%	0.0%	0.0%	0.0%	0.0%	0.0%	0.0%	0.0%	1.8%
Equality of opportunity	0.0%	0.0%	0.0%	6.7%	0.0%	0.0%	7.7%	0.0%	3.2%	3.4%	0.0%	9.1%	3.2%	1.8%
Health	0.0%	3.3%	3.4%	0.0%	6.3%	5.2%	0.0%	0.0%	3.2%	6.9%	10.0%	9.1%	0.0%	3.6%
Energy	14.3%	6.7%	10.3%	0.0%	12.5%	5.2%	38.5%	16.7%	6.5%	6.9%	20.0%	0.0%	12.7%	1.8%
Food security	0.0%	3.3%	0.0%	0.0%	0.0%	0.0%	0.0%	0.0%	0.0%	0.0%	0.0%	0.0%	3.2%	0.0%
Climate change	0.0%	1.7%	10.3%	0.0%	0.0%	0.0%	0.0%	0.0%	0.0%	3.4%	0.0%	0.0%	0.0%	0.0%
Agricultural development	0.0%	3.3%	0.0%	0.0%	0.0%	2.6%	0.0%	0.0%	0.0%	3.4%	0.0%	9.1%	1.6%	1.8%
Trade and exports	14.3%	1.7%	3.4%	0.0%	0.0%	6.5%	0.0%	0.0%	0.0%	0.0%	0.0%	0.0%	3.2%	1.8%
Crime and violence	0.0%	0.0%	0.0%	0.0%	0.0%	5.2%	7.7%	0.0%	3.2%	3.4%	0.0%	9.1%	1.6%	1.8%
Economic growth	14.3%	5.0%	6.9%	0.0%	12.5%	7.8%	0.0%	8.3%	0.0%	6.9%	10.0%	9.1%	9.5%	3.6%
Law and justice	14.3%	6.7%	0.0%	0.0%	6.3%	7.8%	7.7%	0.0%	6.5%	17.2%	0.0%	9.1%	4.8%	7.3%
Regulatory framework	0.0%	0.0%	0.0%	0.0%	0.0%	1.3%	0.0%	0.0%	0.0%	0.0%	0.0%	0.0%	1.6%	0.0%
Communicable/non-communicable disease	0.0%	1.7%	3.4%	0.0%	0.0%	0.0%	0.0%	0.0%	3.2%	0.0%	0.0%	0.0%	0.0%	1.8%
Basic infrastructure	0.0%	0.0%	0.0%	6.7%	0.0%	2.6%	0.0%	0.0%	3.2%	0.0%	20.0%	0.0%	0.0%	3.6%
Natural resource management	0.0%	1.7%	6.9%	0.0%	0.0%	1.3%	7.7%	8.3%	0.0%	3.4%	0.0%	0.0%	1.6%	0.0%
Global integration	14.3%	0.0%	0.0%	6.7%	0.0%	1.3%	0.0%	0.0%	0.0%	0.0%	0.0%	9.1%	1.6%	0.0%
Disaster management	0.0%	1.7%	0.0%	0.0%	0.0%	1.3%	0.0%	0.0%	0.0%	3.4%	10.0%	0.0%	1.6%	0.0%
Information and communications technology	0.0%	0.0%	13.8%	13.3%	0.0%	2.6%	0.0%	8.3%	0.0%	0.0%	0.0%	0.0%	4.8%	5.5%

**A. General Issues facing Pakistan (continued)**

Poverty reduction is a broad term that encompasses work in many different areas. Which THREE areas of development listed below do you believe would contribute most to reducing poverty in Pakistan? (Choose no more than THREE)

Percentage of Respondents (Responses Combined)	Office of the President/ Prime Minister/ Minister	Employee of a Ministry	Consultant on Bank Project/PMU	Local Government	Bilateral/Multilateral Agency	Private Sector	Private Foundation	Financial Sector/Private Bank	NGO/CBO	Media	Independent Government Institution	Trade Union	Academia/Research Institute	Other
Water and sanitation	0.0%	4.4%	2.9%	0.0%	6.7%	5.5%	0.0%	0.0%	12.2%	0.0%	0.0%	0.0%	2.7%	6.8%
Equality of opportunity	12.5%	8.8%	23.5%	21.4%	13.3%	14.3%	7.7%	16.7%	7.3%	17.1%	21.4%	27.3%	12.0%	15.3%
Economic growth	75.0%	57.4%	47.1%	28.6%	53.3%	56.0%	46.2%	25.0%	22.0%	40.0%	35.7%	27.3%	44.0%	30.5%
Climate change	0.0%	0.0%	2.9%	0.0%	6.7%	3.3%	0.0%	0.0%	0.0%	0.0%	0.0%	0.0%	1.3%	0.0%
Disaster management	0.0%	0.0%	0.0%	0.0%	0.0%	2.2%	0.0%	0.0%	2.4%	0.0%	0.0%	0.0%	0.0%	3.4%
Regional integration	12.5%	0.0%	0.0%	0.0%	13.3%	2.2%	0.0%	0.0%	0.0%	0.0%	0.0%	9.1%	5.3%	1.7%
Gender	0.0%	2.9%	2.9%	0.0%	0.0%	4.4%	0.0%	0.0%	7.3%	5.7%	0.0%	0.0%	0.0%	5.1%
Rural development	25.0%	22.1%	23.5%	7.1%	6.7%	15.4%	7.7%	8.3%	26.8%	11.4%	0.0%	0.0%	14.7%	13.6%
Urban development	12.5%	0.0%	0.0%	7.1%	0.0%	2.2%	0.0%	0.0%	2.4%	0.0%	7.1%	9.1%	0.0%	8.5%
Education	12.5%	47.1%	44.1%	50.0%	53.3%	51.6%	84.6%	33.3%	48.8%	51.4%	64.3%	18.2%	50.7%	42.4%
Regulatory framework	0.0%	7.4%	2.9%	7.1%	6.7%	2.2%	0.0%	0.0%	2.4%	2.9%	7.1%	0.0%	2.7%	3.4%
Basic infrastructure	0.0%	8.8%	11.8%	7.1%	6.7%	7.7%	15.4%	8.3%	9.8%	5.7%	7.1%	9.1%	9.3%	5.1%
Social protection	0.0%	1.5%	11.8%	0.0%	20.0%	2.2%	0.0%	8.3%	4.9%	11.4%	21.4%	0.0%	4.0%	6.8%
Law and justice	0.0%	13.2%	8.8%	7.1%	0.0%	13.2%	7.7%	41.7%	12.2%	11.4%	0.0%	9.1%	14.7%	11.9%
Transport	12.5%	1.5%	2.9%	0.0%	0.0%	2.2%	0.0%	8.3%	0.0%	2.9%	0.0%	9.1%	0.0%	1.7%
Crime and violence	0.0%	2.9%	0.0%	7.1%	0.0%	5.5%	7.7%	8.3%	4.9%	2.9%	0.0%	18.2%	5.3%	3.4%
Communicable/non-communicable disease	0.0%	2.9%	0.0%	0.0%	0.0%	4.4%	0.0%	0.0%	0.0%	2.9%	0.0%	0.0%	2.7%	0.0%
Information and communications technology	0.0%	0.0%	0.0%	0.0%	0.0%	2.2%	0.0%	0.0%	2.4%	0.0%	0.0%	0.0%	4.0%	3.4%
Anti-corruption	12.5%	2.9%	11.8%	35.7%	6.7%	12.1%	15.4%	25.0%	24.4%	14.3%	14.3%	27.3%	8.0%	13.6%
Domestic private sector development	0.0%	7.4%	2.9%	7.1%	13.3%	7.7%	0.0%	0.0%	4.9%	2.9%	14.3%	9.1%	6.7%	3.4%
Foreign direct investment	12.5%	2.9%	0.0%	7.1%	0.0%	3.3%	0.0%	0.0%	9.8%	5.7%	0.0%	18.2%	4.0%	8.5%
Global integration	12.5%	1.5%	0.0%	0.0%	0.0%	0.0%	0.0%	0.0%	0.0%	5.7%	0.0%	9.1%	0.0%	0.0%
Energy	0.0%	27.9%	17.6%	21.4%	0.0%	14.3%	23.1%	25.0%	12.2%	20.0%	28.6%	18.2%	21.3%	23.7%
Public sector reform	0.0%	4.4%	2.9%	7.1%	0.0%	3.3%	0.0%	0.0%	0.0%	0.0%	0.0%	9.1%	2.7%	0.0%
Monitoring and evaluation	0.0%	1.5%	2.9%	0.0%	0.0%	0.0%	0.0%	0.0%	2.4%	0.0%	0.0%	0.0%	1.3%	3.4%
Governance	12.5%	22.1%	20.6%	7.1%	20.0%	4.4%	7.7%	16.7%	22.0%	22.9%	14.3%	0.0%	12.0%	6.8%
Natural resource management	0.0%	2.9%	17.6%	7.1%	0.0%	5.5%	15.4%	0.0%	2.4%	5.7%	0.0%	0.0%	5.3%	3.4%
Environmental sustainability	0.0%	1.5%	2.9%	7.1%	6.7%	0.0%	0.0%	0.0%	2.4%	0.0%	0.0%	0.0%	0.0%	1.7%
Health	0.0%	4.4%	0.0%	0.0%	0.0%	7.7%	30.8%	8.3%	12.2%	8.6%	14.3%	0.0%	6.7%	13.6%
Public financial management	0.0%	1.5%	0.0%	0.0%	0.0%	4.4%	0.0%	0.0%	2.4%	0.0%	0.0%	0.0%	2.7%	1.7%
Agricultural development	0.0%	8.8%	8.8%	7.1%	33.3%	5.5%	0.0%	8.3%	14.6%	11.4%	7.1%	0.0%	12.0%	18.6%
Job creation/employment	37.5%	20.6%	20.6%	35.7%	20.0%	25.3%	30.8%	33.3%	9.8%	25.7%	35.7%	36.4%	24.0%	28.8%
Financial markets	0.0%	1.5%	2.9%	0.0%	0.0%	0.0%	0.0%	8.3%	2.4%	0.0%	0.0%	9.1%	1.3%	3.4%
Trade and exports	25.0%	7.4%	2.9%	7.1%	6.7%	7.7%	0.0%	16.7%	2.4%	0.0%	0.0%	18.2%	8.0%	3.4%
Food security	0.0%	1.5%	5.9%	0.0%	6.7%	1.1%	0.0%	0.0%	9.8%	8.6%	7.1%	0.0%	2.7%	1.7%

### A. General Issues facing Pakistan (continued)

Economic growth can be driven by a number of factors. Which THREE areas below do you believe would contribute most to generating economic growth in Pakistan? (Choose no more than THREE)

Percentage of Respondents (Responses Combined)	Office of the President/ Prime Minister/ Minister	Employee of a Ministry	Consultant on Bank Project/PMU	Local Government	Bilateral/ Multilateral Agency	Private Sector	Private Foundation	Financial Sector/ Private Bank	NGO/ CBO	Media	Independent Government Institution	Trade Union	Academia/ Research Institute	Other
Energy	75.0%	56.7%	55.9%	53.3%	50.0%	54.9%	38.5%	41.7%	57.5%	51.4%	64.3%	54.5%	55.3%	58.3%
Equality of opportunity	0.0%	9.0%	2.9%	20.0%	6.3%	12.1%	7.7%	8.3%	0.0%	11.4%	14.3%	18.2%	5.3%	8.3%
Social protection	0.0%	1.5%	2.9%	0.0%	0.0%	2.2%	0.0%	0.0%	0.0%	2.9%	7.1%	0.0%	2.6%	5.0%
Global integration	12.5%	4.5%	0.0%	0.0%	0.0%	3.3%	0.0%	0.0%	10.0%	2.9%	0.0%	0.0%	0.0%	5.0%
Climate change	0.0%	0.0%	2.9%	0.0%	0.0%	2.2%	0.0%	0.0%	0.0%	0.0%	0.0%	0.0%	1.3%	0.0%
Anti-corruption	12.5%	10.4%	20.6%	33.3%	6.3%	27.5%	23.1%	41.7%	22.5%	28.6%	28.6%	36.4%	19.7%	30.0%
Disaster management	0.0%	1.5%	0.0%	0.0%	0.0%	1.1%	7.7%	0.0%	0.0%	2.9%	0.0%	0.0%	2.6%	0.0%
Rural development	12.5%	7.5%	5.9%	0.0%	12.5%	8.8%	7.7%	0.0%	27.5%	8.6%	0.0%	0.0%	6.6%	8.3%
Foreign direct investment	37.5%	19.4%	20.6%	6.7%	25.0%	16.5%	7.7%	25.0%	7.5%	22.9%	21.4%	36.4%	28.9%	16.7%
Urban development	12.5%	0.0%	2.9%	20.0%	12.5%	2.2%	7.7%	0.0%	2.5%	8.6%	7.1%	0.0%	1.3%	1.7%
Water and sanitation	0.0%	6.0%	2.9%	0.0%	0.0%	5.5%	7.7%	16.7%	2.5%	0.0%	0.0%	0.0%	0.0%	1.7%
Education	0.0%	20.9%	38.2%	20.0%	12.5%	37.4%	76.9%	41.7%	27.5%	28.6%	28.6%	18.2%	39.5%	23.3%
Information and communications technology	0.0%	3.0%	0.0%	6.7%	0.0%	8.8%	0.0%	0.0%	7.5%	0.0%	0.0%	9.1%	1.3%	5.0%
Regulatory framework	25.0%	4.5%	5.9%	6.7%	0.0%	6.6%	0.0%	0.0%	5.0%	8.6%	0.0%	0.0%	3.9%	5.0%
Communicable/non-communicable disease	0.0%	6.0%	2.9%	0.0%	0.0%	2.2%	0.0%	0.0%	2.5%	0.0%	0.0%	0.0%	6.6%	0.0%
Trade and exports	25.0%	16.4%	20.6%	20.0%	6.3%	14.3%	15.4%	0.0%	12.5%	22.9%	7.1%	18.2%	13.2%	16.7%
Public sector reform	0.0%	10.4%	5.9%	0.0%	6.3%	2.2%	0.0%	8.3%	2.5%	2.9%	7.1%	9.1%	2.6%	5.0%
Regional integration	0.0%	3.0%	0.0%	0.0%	12.5%	3.3%	0.0%	0.0%	5.0%	5.7%	0.0%	9.1%	0.0%	3.3%
Domestic private sector development	25.0%	10.4%	2.9%	33.3%	25.0%	13.2%	7.7%	8.3%	10.0%	2.9%	7.1%	0.0%	11.8%	3.3%
Job creation/employment	12.5%	11.9%	5.9%	13.3%	25.0%	9.9%	7.7%	0.0%	10.0%	11.4%	7.1%	18.2%	11.8%	16.7%
Agricultural development	0.0%	16.4%	14.7%	6.7%	12.5%	9.9%	7.7%	25.0%	7.5%	11.4%	14.3%	9.1%	19.7%	10.0%
Food security	0.0%	0.0%	5.9%	0.0%	6.3%	3.3%	0.0%	8.3%	0.0%	0.0%	0.0%	0.0%	3.9%	1.7%
Governance	0.0%	20.9%	20.6%	6.7%	31.3%	7.7%	7.7%	0.0%	30.0%	31.4%	42.9%	0.0%	11.8%	13.3%
Transport	12.5%	7.5%	8.8%	13.3%	6.3%	3.3%	0.0%	0.0%	0.0%	0.0%	7.1%	18.2%	0.0%	6.7%
Monitoring and evaluation	0.0%	3.0%	0.0%	0.0%	0.0%	0.0%	0.0%	0.0%	0.0%	0.0%	0.0%	9.1%	0.0%	1.7%
Gender	0.0%	1.5%	2.9%	0.0%	0.0%	0.0%	7.7%	0.0%	2.5%	0.0%	0.0%	0.0%	0.0%	0.0%
Natural resource management	0.0%	6.0%	14.7%	6.7%	0.0%	4.4%	15.4%	8.3%	5.0%	5.7%	0.0%	0.0%	7.9%	8.3%
Environmental sustainability	0.0%	0.0%	0.0%	0.0%	0.0%	0.0%	0.0%	0.0%	0.0%	0.0%	7.1%	9.1%	1.3%	5.0%
Health	0.0%	7.5%	2.9%	6.7%	6.3%	11.0%	30.8%	0.0%	5.0%	0.0%	0.0%	9.1%	1.3%	5.0%
Basic infrastructure	12.5%	9.0%	5.9%	6.7%	12.5%	5.5%	0.0%	25.0%	5.0%	5.7%	7.1%	0.0%	6.6%	8.3%
Law and justice	0.0%	14.9%	8.8%	0.0%	6.3%	11.0%	7.7%	16.7%	17.5%	2.9%	14.3%	0.0%	7.9%	1.7%
Crime and violence	0.0%	1.5%	2.9%	6.7%	6.3%	5.5%	7.7%	8.3%	0.0%	2.9%	0.0%	9.1%	13.2%	11.7%
Public financial management	0.0%	3.0%	8.8%	0.0%	6.3%	1.1%	0.0%	0.0%	7.5%	8.6%	7.1%	9.1%	3.9%	1.7%
Financial markets	0.0%	4.5%	0.0%	6.7%	0.0%	2.2%	0.0%	16.7%	0.0%	2.9%	0.0%	0.0%	7.9%	8.3%

## B. Overall Attitudes toward the World Bank

### Overall Attitudes toward the World Bank

	Which of the following best describes your current position?																																									
	Office of the President/Prime Minister/Minister			Employee of a Ministry			Consultant on Bank Project/PMU			Local Government			Bilateral/Multilateral Agency			Private Sector			Private Foundation			Financial Sector/Private Bank			NGO/CBO			Media			Independent Government Institution			Trade Union			Academia/Research Institute			Other		
	N	Mean	SD	N	Mean	SD	N	Mean	SD	N	Mean	SD	N	Mean	SD	N	Mean	SD	N	Mean	SD	N	Mean	SD	N	Mean	SD	N	Mean	SD	N	Mean	SD	N	Mean	SD	N	Mean	SD	N	Mean	SD
How familiar are you with the work of the World Bank in Pakistan?	8	6.38	2.77	68	6.57	2.25	34	6.65	2.24	16	6.00	1.67	16	6.63	1.09	92	5.47	2.08	13	6.31	1.80	12	6.08	2.07	41	5.88	1.82	35	6.40	1.79	13	6.62	2.84	11	5.18	1.72	75	5.73	2.42	59	6.25	2.19
Overall, please rate your impression of the World Bank's effectiveness in Pakistan.*	7	6.43	1.51	66	5.95	2.14	32	5.75	2.18	14	6.43	2.14	14	5.36	1.45	81	5.15	1.90	12	6.50	1.17	12	5.50	1.98	39	5.18	2.36	35	5.00	2.10	13	5.00	2.38	10	7.50	1.90	68	5.46	2.06	58	5.97	2.15
To what extent do you believe the World Bank's staff is well prepared to help Pakistan solve its most complicated development challenges?	8	5.38	2.62	65	6.05	2.06	31	6.13	1.93	13	4.69	2.53	16	6.44	1.41	79	5.30	1.94	11	6.27	1.01	12	5.17	1.34	38	5.71	2.40	32	5.19	2.21	13	5.31	2.69	10	6.00	2.58	63	5.49	2.05	54	5.91	2.30

(1-Not familiar at all, 10-Extremely familiar; 1-Not effective at all, 10-Very effective; 1-To no degree at all, 10-To a very significant degree) \*Significantly different between stakeholder groups

### When thinking about how the World Bank can have the most impact on development results in Pakistan, in which sectoral areas do you believe the World Bank should focus most of its attention and resources in Pakistan? (Choose up to THREE)

Percentage of Respondents (Responses Combined)	Office of the President/ Prime Minister/ Minister	Employee of a Ministry	Consultant on Bank Project/PMU	Local Government	Bilateral/ Multilateral Agency	Private Sector	Private Foundation	Financial Sector/ Private Bank	NGO/ CBO	Media	Independent Government Institution	Trade Union	Academia/ Research Institute	Other
Rural development	0.0%	17.9%	5.9%	6.3%	0.0%	15.2%	15.4%	8.3%	26.8%	21.2%	7.7%	9.1%	14.5%	13.6%
Education	25.0%	41.8%	70.6%	56.3%	53.3%	66.3%	92.3%	66.7%	51.2%	69.7%	69.2%	36.4%	59.2%	49.2%
Social protection	0.0%	1.5%	5.9%	6.3%	20.0%	3.3%	0.0%	8.3%	7.3%	0.0%	7.7%	0.0%	3.9%	6.8%
Governance	12.5%	31.3%	26.5%	12.5%	26.7%	9.8%	0.0%	0.0%	19.5%	12.1%	7.7%	9.1%	11.8%	8.5%
Transport	12.5%	10.4%	5.9%	12.5%	20.0%	4.3%	7.7%	25.0%	4.9%	3.0%	7.7%	0.0%	2.6%	3.4%
Poverty reduction	12.5%	25.4%	14.7%	25.0%	13.3%	20.7%	7.7%	8.3%	17.1%	27.3%	23.1%	27.3%	23.7%	27.1%
Public sector reform	12.5%	4.5%	5.9%	12.5%	6.7%	7.6%	0.0%	0.0%	2.4%	0.0%	7.7%	0.0%	10.5%	1.7%
Regional integration	0.0%	1.5%	2.9%	6.3%	13.3%	3.3%	0.0%	0.0%	2.4%	3.0%	0.0%	9.1%	0.0%	1.7%
Gender	0.0%	1.5%	0.0%	0.0%	0.0%	1.1%	0.0%	0.0%	7.3%	6.0%	7.7%	0.0%	1.3%	0.0%
Crime and violence	0.0%	1.5%	8.8%	12.5%	0.0%	1.1%	0.0%	8.3%	2.4%	6.1%	0.0%	9.1%	9.2%	1.7%
Domestic private sector development	12.5%	6.0%	0.0%	6.3%	6.7%	5.4%	0.0%	0.0%	7.3%	6.1%	0.0%	0.0%	5.3%	8.5%
Foreign direct investment	25.0%	6.0%	2.9%	12.5%	0.0%	5.4%	7.7%	8.3%	0.0%	6.1%	7.7%	18.2%	14.5%	6.8%
Water and sanitation	12.5%	1.5%	5.9%	0.0%	0.0%	7.6%	7.7%	8.3%	2.4%	0.0%	0.0%	18.2%	3.9%	10.2%
Energy	37.5%	59.7%	52.9%	31.3%	26.7%	38.0%	61.5%	25.0%	41.5%	48.5%	53.8%	54.5%	39.5%	37.3%
Monitoring and evaluation	0.0%	1.5%	0.0%	6.3%	0.0%	3.3%	0.0%	0.0%	0.0%	9.1%	0.0%	0.0%	0.0%	3.4%
Public financial management	0.0%	7.5%	2.9%	0.0%	13.3%	5.4%	0.0%	8.3%	2.4%	3.0%	0.0%	0.0%	5.3%	11.9%
Job creation/employment	12.5%	6.0%	11.8%	12.5%	13.3%	17.4%	0.0%	8.3%	7.3%	12.1%	7.7%	9.1%	17.1%	18.6%
Financial markets	0.0%	0.0%	0.0%	6.3%	0.0%	3.3%	15.4%	16.7%	4.9%	3.0%	0.0%	0.0%	6.6%	0.0%
Urban development	12.5%	1.5%	0.0%	0.0%	0.0%	0.0%	0.0%	0.0%	2.4%	0.0%	7.7%	0.0%	0.0%	1.7%
Environmental sustainability	0.0%	0.0%	2.9%	0.0%	0.0%	0.0%	0.0%	0.0%	4.9%	0.0%	0.0%	0.0%	1.3%	3.4%
Equality of opportunity	0.0%	3.0%	0.0%	0.0%	0.0%	3.3%	7.7%	0.0%	2.4%	0.0%	0.0%	9.1%	1.3%	1.7%
Health	0.0%	6.0%	11.8%	12.5%	6.7%	18.5%	30.8%	0.0%	14.6%	18.2%	23.1%	0.0%	9.2%	16.9%
Global integration	0.0%	0.0%	0.0%	0.0%	0.0%	1.1%	0.0%	0.0%	2.4%	3.0%	7.7%	0.0%	1.3%	1.7%
Food security	0.0%	1.5%	0.0%	0.0%	0.0%	1.1%	0.0%	0.0%	2.4%	3.0%	0.0%	0.0%	2.6%	1.7%
Climate change	0.0%	1.5%	0.0%	0.0%	0.0%	1.1%	0.0%	0.0%	2.4%	0.0%	0.0%	0.0%	0.0%	1.7%
Agricultural development	0.0%	13.4%	11.8%	12.5%	13.3%	8.7%	0.0%	16.7%	12.2%	6.1%	7.7%	0.0%	5.3%	15.3%
Trade and exports	25.0%	3.0%	8.8%	0.0%	6.7%	8.7%	0.0%	8.3%	4.9%	3.0%	7.7%	36.4%	5.3%	6.8%
Economic growth	25.0%	25.4%	14.7%	12.5%	13.3%	10.9%	15.4%	8.3%	12.2%	3.0%	23.1%	18.2%	15.8%	20.3%
Law and justice	0.0%	4.5%	2.9%	0.0%	6.7%	8.7%	0.0%	0.0%	4.9%	9.1%	0.0%	9.1%	0.0%	0.0%
Regulatory framework	12.5%	0.0%	0.0%	0.0%	0.0%	3.3%	0.0%	0.0%	4.9%	3.0%	0.0%	0.0%	3.9%	0.0%
Communicable/non-communicable disease	0.0%	0.0%	0.0%	0.0%	0.0%	4.3%	0.0%	0.0%	2.4%	0.0%	0.0%	0.0%	0.0%	6.8%
Basic infrastructure	25.0%	1.5%	11.8%	6.3%	13.3%	5.4%	0.0%	33.3%	4.9%	3.0%	7.7%	0.0%	3.9%	3.4%
Natural resource management	25.0%	7.5%	5.9%	6.3%	0.0%	2.2%	0.0%	25.0%	7.3%	6.1%	7.7%	0.0%	9.2%	5.1%
Anti-corruption	0.0%	3.0%	2.9%	18.8%	20.0%	3.3%	15.4%	8.3%	2.4%	9.1%	0.0%	27.3%	9.2%	3.4%
Information and communications tech.	0.0%	3.0%	2.9%	0.0%	0.0%	0.0%	15.4%	0.0%	2.4%	0.0%	0.0%	0.0%	3.9%	0.0%
Disaster management	0.0%	1.5%	0.0%	0.0%	0.0%	1.1%	0.0%	0.0%	0.0%	0.0%	0.0%	0.0%	0.0%	0.0%

**B. Overall Attitudes toward the World Bank (continued)**

When thinking about the World Bank's role, which activity do you believe is of greatest VALUE and which activity is of second greatest value in Pakistan?

<b>Greatest Value</b>	<b>Office of the President/ Prime Minister/ Minister</b>	<b>Employee of a Ministry</b>	<b>Consultant on Bank Project/PMU</b>	<b>Local Government</b>	<b>Bilateral/ Multilateral Agency</b>	<b>Private Sector</b>	<b>Private Foundation</b>	<b>Financial Sector/ Private Bank</b>	<b>NGO/ CBO</b>	<b>Media</b>	<b>Independent Government Institution</b>	<b>Trade Union</b>	<b>Academia/ Research Institute</b>	<b>Other</b>
Financial resources	28.6%	42.9%	50.0%	40.0%	43.8%	55.4%	53.8%	54.5%	54.1%	59.4%	58.3%	70.0%	52.9%	52.7%
Mobilizing third party financial resources	0.0%	9.5%	3.3%	6.7%	6.3%	4.8%	7.7%	0.0%	10.8%	6.3%	8.3%	10.0%	4.3%	9.1%
Technical assistance	14.3%	22.2%	16.7%	6.7%	6.3%	14.5%	15.4%	18.2%	10.8%	12.5%	0.0%	0.0%	20.0%	14.5%
Policy advice	0.0%	7.9%	6.7%	13.3%	25.0%	4.8%	0.0%	0.0%	8.1%	3.1%	8.3%	10.0%	5.7%	7.3%
Donor coordination	0.0%	6.3%	0.0%	6.7%	0.0%	3.6%	0.0%	0.0%	0.0%	9.4%	0.0%	0.0%	1.4%	1.8%
Data	0.0%	0.0%	0.0%	0.0%	0.0%	2.4%	7.7%	0.0%	0.0%	0.0%	0.0%	0.0%	0.0%	3.6%
Training/capacity building	14.3%	7.9%	13.3%	13.3%	6.3%	6.0%	0.0%	18.2%	8.1%	6.3%	16.7%	10.0%	10.0%	7.3%
Studies/analyses	0.0%	1.6%	6.7%	0.0%	6.3%	3.6%	0.0%	0.0%	5.4%	3.1%	0.0%	0.0%	4.3%	3.6%
Convening/facilitating	14.3%	0.0%	0.0%	6.7%	0.0%	1.2%	0.0%	0.0%	0.0%	0.0%	0.0%	0.0%	0.0%	0.0%
Regional integration	14.3%	4.8%	3.3%	0.0%	6.3%	0.0%	15.4%	9.1%	0.0%	0.0%	8.3%	0.0%	0.0%	0.0%
Linkage to non-Bank expertise (i.e., South-South knowledge sharing)	0.0%	0.0%	0.0%	6.7%	0.0%	1.2%	0.0%	0.0%	0.0%	0.0%	0.0%	0.0%	0.0%	1.8%
Other	14.3%	1.6%	0.0%	0.0%	0.0%	1.2%	0.0%	0.0%	0.0%	0.0%	0.0%	0.0%	1.4%	0.0%

When thinking about the World Bank's role, which activity do you believe is of greatest VALUE and which activity is of second greatest value in Pakistan?

<b>2<sup>nd</sup> Greatest Value</b>	<b>Office of the President/ Prime Minister/ Minister</b>	<b>Employee of a Ministry</b>	<b>Consultant on Bank Project/PMU</b>	<b>Local Government</b>	<b>Bilateral/ Multilateral Agency</b>	<b>Private Sector</b>	<b>Private Foundation</b>	<b>Financial Sector/ Private Bank</b>	<b>NGO/ CBO</b>	<b>Media</b>	<b>Independent Government Institution</b>	<b>Trade Union</b>	<b>Academia/ Research Institute</b>	<b>Other</b>
Financial resources	0.0%	14.3%	20.0%	6.7%	37.5%	8.4%	38.5%	9.1%	13.9%	12.5%	0.0%	20.0%	10.0%	12.7%
Mobilizing third party financial resources	42.9%	6.3%	6.7%	20.0%	6.3%	13.3%	0.0%	18.2%	8.3%	15.6%	0.0%	0.0%	10.0%	18.2%
Technical assistance	28.6%	25.4%	36.7%	20.0%	18.8%	16.9%	15.4%	9.1%	22.2%	28.1%	33.3%	50.0%	15.7%	16.4%
Policy advice	0.0%	23.8%	6.7%	20.0%	6.3%	13.3%	15.4%	0.0%	19.4%	3.1%	8.3%	0.0%	10.0%	12.7%
Donor coordination	14.3%	1.6%	3.3%	0.0%	12.5%	6.0%	0.0%	0.0%	0.0%	3.1%	0.0%	10.0%	4.3%	5.5%
Data	0.0%	3.2%	0.0%	6.7%	0.0%	7.2%	0.0%	9.1%	11.1%	3.1%	8.3%	10.0%	10.0%	3.6%
Training/capacity building	14.3%	7.9%	16.7%	6.7%	6.3%	16.9%	15.4%	18.2%	11.1%	12.5%	16.7%	0.0%	18.6%	21.8%
Studies/analyses	0.0%	6.3%	0.0%	13.3%	12.5%	6.0%	15.4%	0.0%	5.6%	6.3%	8.3%	10.0%	11.4%	3.6%
Convening/facilitating	0.0%	0.0%	6.7%	0.0%	0.0%	2.4%	0.0%	9.1%	0.0%	3.1%	0.0%	0.0%	4.3%	1.8%
Regional integration	0.0%	4.8%	0.0%	6.7%	0.0%	6.0%	0.0%	0.0%	0.0%	9.4%	25.0%	0.0%	4.3%	1.8%
Linkage to non-Bank expertise (i.e., South-South knowledge sharing)	0.0%	4.8%	3.3%	0.0%	0.0%	2.4%	0.0%	18.2%	8.3%	3.1%	0.0%	0.0%	0.0%	1.8%
Other	0.0%	0.0%	3.3%	0.0%	0.0%	0.0%	0.0%	9.1%	0.0%	0.0%	0.0%	0.0%	1.4%	0.0%

**B. Overall Attitudes toward the World Bank (continued)**

Which of the following do you identify as the World Bank's greatest WEAKNESSES in its work in Pakistan? (Choose no more than TWO)

Percentage of Respondents (Responses Combined)	Office of the President/ Prime Minister/ Minister	Employee of a Ministry	Consultant on Bank Project/PMU	Local Government	Bilateral/ Multilateral Agency	Private Sector	Private Foundation	Financial Sector/ Private Bank	NGO/ CBO	Media	Independent Government Institution	Trade Union	Academia/ Research Institute	Other
Imposing technocratic solutions without regard to political realities	25.0%	18.2%	27.3%	15.4%	26.7%	34.1%	23.1%	8.3%	17.1%	28.6%	23.1%	36.4%	29.2%	31.6%
Not exploring alternative policy options	12.5%	7.6%	12.1%	7.7%	20.0%	12.1%	0.0%	16.7%	19.5%	14.3%	0.0%	0.0%	9.7%	12.3%
Too bureaucratic in its operational policies and procedures	25.0%	24.2%	18.2%	7.7%	6.7%	24.2%	23.1%	8.3%	14.6%	22.9%	15.4%	0.0%	20.8%	28.1%
Staff too inaccessible	0.0%	7.6%	3.0%	15.4%	6.7%	6.6%	7.7%	8.3%	19.5%	14.3%	0.0%	0.0%	2.8%	1.8%
Arrogant in its approach	12.5%	12.1%	9.1%	0.0%	13.3%	5.5%	0.0%	16.7%	4.9%	5.7%	7.7%	9.1%	4.2%	5.3%
May not be practical	0.0%	6.1%	6.1%	38.5%	6.7%	8.8%	0.0%	16.7%	2.4%	0.0%	7.7%	18.2%	2.8%	7.0%
Not be able to adapt to the country context	37.5%	4.5%	12.1%	15.4%	20.0%	4.4%	23.1%	16.7%	17.1%	0.0%	15.4%	18.2%	6.9%	22.8%
Not client focused	0.0%	3.0%	3.0%	0.0%	6.7%	2.2%	0.0%	8.3%	0.0%	2.9%	7.7%	9.1%	6.9%	8.8%
The credibility of its knowledge/data	0.0%	1.5%	3.0%	7.7%	0.0%	2.2%	7.7%	8.3%	4.9%	5.7%	7.7%	0.0%	2.8%	3.5%
Not willing to honestly criticize policies and reform efforts in the country	0.0%	15.2%	12.1%	15.4%	13.3%	9.9%	15.4%	8.3%	17.1%	22.9%	7.7%	9.1%	15.3%	10.5%
Too influenced by developed countries	37.5%	22.7%	18.2%	23.1%	26.7%	23.1%	7.7%	25.0%	22.0%	28.6%	38.5%	18.2%	23.6%	15.8%
Not enough public disclosure of its work	0.0%	12.1%	6.1%	0.0%	0.0%	13.2%	7.7%	0.0%	7.3%	17.1%	15.4%	18.2%	9.7%	10.5%
Not enough decentralization to the provinces	0.0%	4.5%	6.1%	7.7%	13.3%	1.1%	7.7%	0.0%	4.9%	0.0%	0.0%	0.0%	1.4%	1.8%
World Bank processes too slow and complex	0.0%	12.1%	9.1%	7.7%	0.0%	8.8%	38.5%	25.0%	7.3%	5.7%	7.7%	9.1%	11.1%	7.0%
Not aligned with country priorities	12.5%	10.6%	12.1%	7.7%	13.3%	25.3%	7.7%	8.3%	14.6%	17.1%	23.1%	18.2%	16.7%	17.5%
Not aligned with other donors' work	0.0%	3.0%	6.1%	0.0%	6.7%	0.0%	7.7%	0.0%	0.0%	0.0%	0.0%	0.0%	1.4%	0.0%
Not collaborating enough with non-state actors	0.0%	1.5%	3.0%	0.0%	6.7%	7.7%	0.0%	8.3%	12.2%	2.9%	0.0%	27.3%	4.2%	7.0%
Not adequately sensitive to political/social realities in Pakistan	0.0%	16.7%	18.2%	30.8%	13.3%	8.8%	23.1%	16.7%	7.3%	8.6%	15.4%	9.1%	20.8%	8.8%
Other	12.5%	3.0%	3.0%	0.0%	0.0%	1.1%	0.0%	0.0%	2.4%	2.9%	0.0%	0.0%	1.4%	0.0%

Which World Bank instruments do you believe are the MOST effective in reducing poverty in Pakistan? (Choose no more than TWO)

Percentage of Respondents (Responses Combined)	Office of the President/ Prime Minister/ Minister	Employee of a Ministry	Consultant on Bank Project/PMU	Local Government	Bilateral/ Multilateral Agency	Private Sector	Private Foundation	Financial Sector/ Private Bank	NGO/ CBO	Media	Independent Government Institution	Trade Union	Academia/ Research Institute	Other
Investment lending	37.5%	47.8%	44.1%	43.8%	31.3%	41.8%	53.8%	50.0%	24.4%	40.0%	61.5%	36.4%	36.8%	31.7%
Capacity development	25.0%	23.9%	38.2%	37.5%	25.0%	46.2%	38.5%	33.3%	48.8%	25.7%	53.8%	45.5%	40.8%	55.0%
Policy based lending/ budget support to the Government	0.0%	19.4%	23.5%	12.5%	25.0%	14.3%	23.1%	25.0%	7.3%	8.6%	23.1%	18.2%	13.2%	25.0%
Knowledge products/services	0.0%	9.0%	8.8%	43.8%	31.3%	14.3%	0.0%	25.0%	14.6%	8.6%	7.7%	9.1%	26.3%	20.0%
Technical assistance	12.5%	41.8%	26.5%	25.0%	31.3%	36.3%	30.8%	8.3%	24.4%	25.7%	23.1%	0.0%	43.4%	21.7%
Results-based lending	50.0%	23.9%	41.2%	25.0%	43.8%	23.1%	30.8%	25.0%	26.8%	45.7%	15.4%	63.6%	11.8%	25.0%
Trust Fund management	12.5%	16.4%	2.9%	0.0%	6.3%	12.1%	23.1%	8.3%	2.4%	17.1%	0.0%	9.1%	6.6%	6.7%
Other	25.0%	0.0%	5.9%	6.3%	0.0%	1.1%	0.0%	8.3%	4.9%	0.0%	0.0%	0.0%	0.0%	0.0%
Don't know	0.0%	3.0%	0.0%	0.0%	0.0%	3.3%	0.0%	8.3%	22.0%	11.4%	0.0%	9.1%	9.2%	6.7%

**B. Overall Attitudes toward the World Bank (continued)**

Which World Bank instruments do you believe are the LEAST effective in reducing poverty in Pakistan? (Choose no more than TWO)

Percentage of Respondents (Responses Combined)	Office of the President/ Prime Minister/ Minister	Employee of a Ministry	Consultant on Bank Project/PMU	Local Government	Bilateral/Multilateral Agency	Private Sector	Private Foundation	Financial Sector/Private Bank	NGO/CBO	Media	Independent Government Institution	Trade Union	Academia/ Research Institute	Other
Investment lending	12.5%	21.5%	32.4%	18.8%	12.5%	24.2%	30.8%	16.7%	14.6%	17.1%	7.1%	27.3%	27.6%	27.6%
Capacity development	25.0%	21.5%	17.6%	18.8%	43.8%	14.3%	7.7%	8.3%	14.6%	34.3%	28.6%	27.3%	17.1%	10.3%
Policy based lending/ budget support to the Government	75.0%	30.8%	52.9%	62.5%	31.3%	39.6%	30.8%	33.3%	36.6%	42.9%	35.7%	27.3%	35.5%	27.6%
Knowledge products/services	0.0%	30.8%	17.6%	12.5%	18.8%	20.9%	30.8%	25.0%	22.0%	17.1%	35.7%	18.2%	14.5%	24.1%
Technical assistance	37.5%	15.4%	26.5%	25.0%	25.0%	23.1%	15.4%	25.0%	29.3%	20.0%	14.3%	9.1%	22.4%	29.3%
Results-based lending	0.0%	10.8%	14.7%	6.3%	12.5%	14.3%	23.1%	33.3%	14.6%	8.6%	14.3%	27.3%	14.5%	24.1%
Trust Fund management	0.0%	29.2%	26.5%	12.5%	31.3%	19.8%	53.8%	16.7%	19.5%	25.7%	7.1%	0.0%	23.7%	17.2%
Other	0.0%	0.0%	0.0%	0.0%	6.3%	1.1%	0.0%	0.0%	7.3%	2.9%	0.0%	0.0%	0.0%	0.0%
Don't know	12.5%	13.8%	0.0%	18.8%	6.3%	17.6%	0.0%	8.3%	22.0%	11.4%	21.4%	27.3%	19.7%	12.1%

**Overall Attitudes toward the World Bank**

Which of the following best describes your current position?

	Office of the President/Prime Minister/Minister			Employee of a Ministry			Consultant on Bank Project/PMU			Local Government			Bilateral/Multilateral Agency			Private Sector			Private Foundation			Financial Sector/Private Bank			NGO/CBO			Media			Independent Government Institution			Trade Union			Academia/Research Institute			Other		
	N	Mean	SD	N	Mean	SD	N	Mean	SD	N	Mean	SD	N	Mean	SD	N	Mean	SD	N	Mean	SD	N	Mean	SD	N	Mean	SD	N	Mean	SD	N	Mean	SD	N	Mean	SD						
To what extent do you believe the World Bank SHOULD seek to influence the global development agenda as related to "global public goods"??*	8	5.88	1.46	64	6.09	2.17	33	7.48	1.86	14	7.00	1.41	14	7.07	1.90	82	6.62	1.93	13	7.31	1.18	11	6.82	1.99	37	6.68	2.36	33	6.82	2.63	13	5.85	2.51	10	8.00	1.15	72	6.78	2.01	56	7.29	2.43

(1-To no degree at all, 10-To a very significant degree) \*Significantly different between stakeholder groups

In addition to the regular relations with the national government as its main interlocutor, which TWO of the following groups should the World Bank collaborate with more in your country to ensure better development results there? (Choose no more than TWO)

Percentage of Respondents (Responses Combined)	Office of the President/ Prime Minister/ Minister	Employee of a Ministry	Consultant on Bank Project/PMU	Local Government	Bilateral/Multilateral Agency	Private Sector	Private Foundation	Financial Sector/Private Bank	NGO/CBO	Media	Independent Government Institution	Trade Union	Academia/ Research Institute	Other
NGOs	0.0%	16.4%	2.9%	37.5%	18.8%	18.5%	38.5%	16.7%	63.4%	5.9%	7.1%	9.1%	20.0%	17.2%
Local Government	12.5%	35.8%	32.4%	62.5%	25.0%	30.4%	15.4%	33.3%	22.0%	35.3%	50.0%	27.3%	29.3%	37.9%
Beneficiaries	25.0%	22.4%	8.8%	0.0%	31.3%	12.0%	0.0%	33.3%	12.2%	14.7%	28.6%	0.0%	18.7%	5.2%
Private sector	62.5%	26.9%	32.4%	12.5%	56.3%	50.0%	53.8%	33.3%	22.0%	17.6%	21.4%	18.2%	28.0%	20.7%
Community Based Organizations (CBOs)	12.5%	25.4%	29.4%	12.5%	0.0%	12.0%	0.0%	16.7%	34.1%	23.5%	21.4%	18.2%	13.3%	13.8%
Donor community	0.0%	3.0%	8.8%	12.5%	12.5%	8.7%	7.7%	25.0%	0.0%	11.8%	0.0%	27.3%	5.3%	8.6%
Foundations	0.0%	11.9%	11.8%	6.3%	0.0%	7.6%	7.7%	0.0%	4.9%	2.9%	14.3%	18.2%	4.0%	10.3%
Academia/think tanks/research institutes	25.0%	34.3%	44.1%	25.0%	31.3%	28.3%	38.5%	25.0%	29.3%	35.3%	35.7%	36.4%	66.7%	43.1%
Parliament	50.0%	9.0%	11.8%	0.0%	6.3%	6.5%	7.7%	8.3%	4.9%	8.8%	0.0%	9.1%	9.3%	13.8%
Media	0.0%	7.5%	8.8%	18.8%	12.5%	9.8%	23.1%	8.3%	0.0%	32.4%	7.1%	27.3%	5.3%	15.5%
Faith based organizations	0.0%	1.5%	2.9%	6.3%	0.0%	10.9%	7.7%	0.0%	7.3%	5.9%	0.0%	9.1%	0.0%	5.2%
Other	0.0%	0.0%	2.9%	0.0%	6.3%	0.0%	0.0%	0.0%	0.0%	2.9%	7.1%	0.0%	0.0%	5.2%

**B. Overall Attitudes toward the World Bank (continued)**

To what extent do you agree with the following statements about the World Bank's work in Pakistan, on a ten point scale? (1-Strongly disagree, 10-Strongly agree)

Overall Attitudes toward the World Bank

Which of the following best describes your current position?

	Office of the President/Prime Minister/Minister			Employee of a Ministry			Consultant on Bank Project/PMU			Local Government			Bilateral/Multilateral Agency			Private Sector			Private Foundation			Financial Sector/Private Bank			NGO/CBO			Media			Independent Government Institution			Trade Union			Academia/Research Institute			Other		
	N	Mean	SD	N	Mean	SD	N	Mean	SD	N	Mean	SD	N	Mean	SD	N	Mean	SD	N	Mean	SD	N	Mean	SD	N	Mean	SD	N	Mean	SD	N	Mean	SD	N	Mean	SD	N	Mean	SD	N	Mean	SD
Overall the World Bank currently plays a relevant role in development in Pakistan*	8	5.75	2.38	66	5.27	2.22	30	5.43	2.08	16	4.94	2.14	16	5.81	2.01	85	4.94	1.84	13	6.62	1.66	12	5.67	1.56	40	5.80	2.09	33	4.39	2.08	13	4.85	2.79	10	5.80	3.55	71	4.83	1.76	56	5.32	2.14
The World Bank's work is aligned with what I consider the development priorities for Pakistan	8	4.50	2.62	66	5.00	2.06	31	5.29	1.83	16	4.75	2.02	16	5.06	1.88	83	4.86	2.06	13	6.46	1.33	12	5.75	1.71	38	5.24	2.03	32	4.56	1.90	13	4.92	2.63	10	6.00	2.91	69	4.62	1.93	57	4.98	2.15
The World Bank supports programs and strategies that are realistic for Pakistan	8	4.50	2.07	66	4.94	2.07	30	5.10	1.79	16	4.69	2.27	16	5.06	1.77	83	4.57	1.90	13	6.08	1.75	12	5.33	1.56	39	4.90	2.20	31	4.55	2.01	13	4.38	2.53	10	5.60	3.10	70	4.50	1.74	56	5.00	2.23
The World Bank treats clients and stakeholders in Pakistan with respect	8	5.88	1.55	65	6.14	2.47	31	6.23	2.16	15	5.60	2.53	15	5.73	2.12	74	5.47	1.95	13	7.08	1.38	12	6.42	2.31	37	5.68	2.06	29	5.14	2.63	12	5.75	2.26	10	7.70	3.09	65	5.14	2.14	56	6.14	2.56

\*Significantly different between stakeholder groups

To what extent is the World Bank an effective development partner in Pakistan in terms of..., on a ten point scale? (1-To no degree at all, 10-To a very significant degree)

Overall Attitudes toward the World Bank

Which of the following best describes your current position?

	Office of the President/Prime Minister/Minister			Employee of a Ministry			Consultant on Bank Project/PMU			Local Government			Bilateral/Multilateral Agency			Private Sector			Private Foundation			Financial Sector/Private Bank			NGO/CBO			Media			Independent Government Institution			Trade Union			Academia/Research Institute			Other				
	N	Mean	SD	N	Mean	SD	N	Mean	SD	N	Mean	SD	N	Mean	SD	N	Mean	SD	N	Mean	SD	N	Mean	SD	N	Mean	SD	N	Mean	SD	N	Mean	SD	N	Mean	SD	N	Mean	SD	N	Mean	SD	N	Mean
Responsiveness	7	6.29	1.38	64	5.58	2.05	29	5.93	1.93	15	4.87	1.96	14	4.57	1.99	78	5.13	2.00	13	5.69	1.60	11	5.82	1.72	36	5.39	2.10	30	5.00	2.42	13	5.31	2.81	9	7.33	2.87	65	5.02	1.65	55	5.42	2.55		
Flexibility (in terms of the World Bank's products and services)	8	4.25	2.12	63	4.97	1.89	27	5.30	1.61	14	4.71	2.16	15	4.87	2.17	80	4.90	1.93	13	5.77	1.42	11	4.91	1.30	34	4.85	2.22	31	4.39	2.65	13	3.92	1.61	9	5.56	1.94	64	4.67	1.67	55	5.09	2.05		
Flexibility (in terms of changing country circumstances)	8	4.63	2.00	64	5.27	2.15	28	5.61	1.62	15	4.33	1.88	14	4.43	1.95	79	4.81	2.01	13	6.00	1.22	12	5.50	1.68	36	5.33	2.32	31	4.45	2.13	13	4.15	2.23	10	5.60	2.01	64	4.77	1.81	56	5.18	2.22		
Being inclusive	7	5.57	1.81	59	4.90	2.01	22	5.59	1.68	14	4.43	2.50	15	5.40	2.47	75	5.32	1.93	13	5.85	1.77	11	4.45	1.75	35	5.17	2.06	29	4.41	2.24	12	4.75	2.18	9	5.89	3.14	57	4.77	1.56	54	5.35	2.30		
Openness (sharing data and other information)	6	5.17	1.83	63	5.76	2.27	26	6.27	2.07	15	4.40	1.80	16	5.56	2.10	78	5.53	1.80	13	6.08	1.44	12	5.50	1.09	36	5.67	2.56	31	4.97	2.52	13	5.08	2.90	10	5.30	2.67	66	5.02	2.17	52	5.33	2.39		
Staff accessibility*	7	6.57	1.51	62	5.81	2.41	27	6.22	2.01	14	4.43	2.06	15	4.87	2.36	75	4.55	1.65	13	5.62	1.39	11	5.00	1.00	35	4.49	2.43	27	4.30	2.40	13	5.31	2.81	9	3.89	2.32	64	4.81	1.76	54	4.94	2.09		
Straightforwardness and honesty	8	6.63	2.72	60	5.60	2.28	28	6.21	2.23	14	4.93	2.23	16	5.63	2.16	74	5.65	1.83	12	6.25	1.76	11	5.91	2.17	36	5.78	2.23	27	5.22	2.68	12	5.67	2.93	9	6.56	3.32	64	5.11	2.03	53	6.04	2.43		
Collaboration with groups outside of the Government	7	7.14	1.86	60	5.93	2.13	27	5.93	1.69	15	5.87	2.23	14	5.14	2.25	81	5.54	1.71	13	5.77	1.69	12	5.58	1.73	36	5.39	2.57	31	5.58	2.16	12	5.50	2.84	9	6.22	3.07	64	5.23	2.03	55	5.53	2.57		
Collaboration with the Government	7	7.00	1.41	65	6.40	2.04	28	6.86	1.80	15	5.20	2.40	16	7.00	1.51	82	6.13	1.81	13	6.62	1.45	12	6.42	1.98	37	7.03	1.82	31	6.29	2.34	12	6.50	2.75	9	7.22	2.59	67	6.21	1.98	56	6.16	2.35		
Collaboration with other donors	6	7.50	1.38	58	6.16	2.22	25	6.76	1.61	14	5.14	2.11	16	6.12	2.03	75	5.80	1.78	12	5.50	1.09	11	5.73	1.85	32	6.56	2.35	30	6.13	2.43	11	5.82	2.52	8	5.38	2.97	54	5.65	1.92	53	6.11	2.25		
Follow through over time	6	7.17	1.83	60	5.63	2.15	23	6.26	1.96	14	4.86	2.11	15	5.47	1.88	69	5.09	1.53	13	5.85	1.28	11	5.18	1.83	30	5.77	2.33	29	5.66	2.64	13	5.62	2.53	7	5.43	2.70	56	5.16	2.01	53	5.57	2.27		

\*Significantly different between stakeholder groups

When World Bank assisted reform efforts fail or are slow to take place, which TWO of the following would you attribute this to? (Choose no more than TWO)

Percentage of Respondents (Responses Combined)	Office of the President/ Prime Minister/ Minister	Employee of a Ministry	Consultant on Bank Project/PMU	Local Government	Bilateral/ Multilateral Agency	Private Sector	Private Foundation	Financial Sector/ Private Bank	NGO/ CBO	Media	Independent Government Institution	Trade Union	Academia/ Research Institute	Other
The World Bank works too slowly	12.5%	10.4%	18.2%	37.5%	6.3%	20.7%	38.5%	16.7%	9.8%	20.0%	7.7%	27.3%	13.7%	14.3%
The Government works inefficiently	37.5%	52.2%	45.5%	12.5%	37.5%	50.0%	69.2%	33.3%	46.3%	45.7%	46.2%	54.5%	42.5%	42.9%
There is not an adequate level of citizen/civil society participation	0.0%	17.9%	15.2%	31.3%	12.5%	22.8%	0.0%	16.7%	43.9%	25.7%	0.0%	27.3%	26.0%	26.8%
Poor donor coordination	0.0%	6.0%	3.0%	6.3%	6.3%	8.7%	7.7%	0.0%	0.0%	5.7%	15.4%	9.1%	4.1%	16.1%
The World Bank does not do adequate follow through/follow-up	0.0%	11.9%	9.1%	12.5%	12.5%	14.1%	7.7%	25.0%	9.8%	8.6%	0.0%	9.1%	11.0%	8.9%
Lack of/inadequate levels of capacity in Government	37.5%	28.4%	39.4%	37.5%	18.8%	19.6%	15.4%	50.0%	17.1%	14.3%	23.1%	36.4%	27.4%	19.6%
Political pressures and obstacles	0.0%	28.4%	39.4%	25.0%	18.8%	28.3%	38.5%	33.3%	29.3%	25.7%	38.5%	27.3%	32.9%	30.4%
Reforms are not well thought out in light of country challenges	87.5%	19.4%	21.2%	18.8%	50.0%	17.4%	23.1%	16.7%	22.0%	34.3%	30.8%	9.1%	15.1%	12.5%
The World Bank is not sensitive enough to political/social realities on the ground	12.5%	19.4%	9.1%	12.5%	31.3%	16.3%	0.0%	8.3%	14.6%	17.1%	38.5%	0.0%	23.3%	23.2%
Other	12.5%	0.0%	0.0%	0.0%	6.3%	1.1%	0.0%	0.0%	0.0%	2.9%	0.0%	0.0%	1.4%	0.0%





### D. The World Bank's Knowledge

How frequently do you consult World Bank knowledge and research (e.g., data, analysis, reports) in the work you do? \*

Percentage of Respondents	Office of the President/ Prime Minister/ Minister	Employee of a Ministry	Consultant on Bank Project/PMU	Local Government	Bilateral/ Multilateral Agency	Private Sector	Private Foundation	Financial Sector/ Private Bank	NGO/ CBO	Media	Independent Government Institution	Trade Union	Academia/ Research Institute	Other
Weekly	12.5%	7.5%	2.9%	0.0%	20.0%	2.2%	0.0%	0.0%	4.9%	5.7%	0.0%	9.1%	0.0%	0.0%
Monthly	12.5%	6.0%	17.6%	13.3%	26.7%	8.7%	15.4%	8.3%	19.5%	22.9%	21.4%	0.0%	11.8%	15.3%
A few times a year	37.5%	41.8%	41.2%	20.0%	46.7%	26.1%	23.1%	41.7%	36.6%	40.0%	42.9%	9.1%	40.8%	23.7%
Rarely	37.5%	29.9%	26.5%	26.7%	0.0%	45.7%	46.2%	50.0%	22.0%	28.6%	28.6%	63.6%	35.5%	42.4%
Never	0.0%	14.9%	11.8%	40.0%	6.7%	17.4%	15.4%	0.0%	17.1%	2.9%	7.1%	18.2%	11.8%	18.6%

\*Significantly different between stakeholder groups

When thinking about the development challenges in Pakistan, where do you believe it would be most valuable for the World Bank to focus its research and knowledge efforts in the next few years? (Choose no more than THREE)

Percentage of Respondents (Responses Combined)	Office of the President/ Prime Minister/ Minister	Employee of a Ministry	Consultant on Bank Project/PMU	Local Government	Bilateral/ Multilateral Agency	Private Sector	Private Foundation	Financial Sector/ Private Bank	NGO/ CBO	Media	Independent Government Institution	Trade Union	Academia/ Research Institute	Other
Public sector reform	25.0%	16.7%	14.7%	6.3%	18.8%	14.3%	0.0%	0.0%	17.1%	17.1%	7.7%	9.1%	15.8%	11.9%
Gender	0.0%	7.6%	5.9%	6.3%	12.5%	3.3%	7.7%	0.0%	9.8%	0.0%	0.0%	9.1%	6.6%	1.7%
Education	37.5%	48.5%	55.9%	31.3%	43.8%	48.4%	84.6%	33.3%	51.2%	51.4%	61.5%	54.5%	64.5%	59.3%
Domestic private sector development	12.5%	3.0%	8.8%	6.3%	6.3%	15.4%	7.7%	0.0%	4.9%	2.9%	0.0%	0.0%	9.2%	6.8%
Foreign direct investment	25.0%	6.1%	2.9%	0.0%	12.5%	6.6%	0.0%	16.7%	2.4%	8.6%	0.0%	0.0%	6.6%	6.8%
Water and sanitation	12.5%	3.0%	5.9%	0.0%	0.0%	5.5%	0.0%	16.7%	9.8%	0.0%	7.7%	0.0%	2.6%	5.1%
Trade and exports	0.0%	6.1%	2.9%	31.3%	0.0%	12.1%	7.7%	0.0%	2.4%	2.9%	7.7%	0.0%	7.9%	3.4%
Economic growth	50.0%	37.9%	26.5%	25.0%	18.8%	20.9%	30.8%	16.7%	19.5%	28.6%	38.5%	0.0%	19.7%	18.6%
Energy	50.0%	56.1%	44.1%	50.0%	31.3%	38.5%	46.2%	33.3%	34.1%	62.9%	38.5%	54.5%	38.2%	44.1%
Disaster management	12.5%	1.5%	2.9%	0.0%	6.3%	9.9%	0.0%	0.0%	4.9%	5.7%	7.7%	9.1%	3.9%	5.1%
Monitoring and evaluation	0.0%	1.5%	0.0%	0.0%	12.5%	4.4%	0.0%	0.0%	0.0%	11.4%	0.0%	9.1%	5.3%	3.4%
Governance	12.5%	30.3%	23.5%	0.0%	18.8%	12.1%	0.0%	16.7%	24.4%	17.1%	15.4%	9.1%	13.2%	8.5%
Social protection	0.0%	0.0%	2.9%	0.0%	18.8%	2.2%	0.0%	0.0%	4.9%	2.9%	7.7%	0.0%	0.0%	3.4%
Climate change	0.0%	0.0%	5.9%	0.0%	6.3%	2.2%	0.0%	0.0%	0.0%	2.9%	0.0%	0.0%	1.3%	3.4%
Poverty reduction	0.0%	12.1%	14.7%	12.5%	6.3%	19.8%	15.4%	8.3%	19.5%	2.9%	30.8%	9.1%	7.9%	20.3%
Law and justice	0.0%	4.5%	8.8%	6.3%	12.5%	6.6%	15.4%	0.0%	7.3%	8.6%	0.0%	9.1%	6.6%	0.0%
Anti-corruption	0.0%	10.6%	8.8%	37.5%	12.5%	15.4%	15.4%	16.7%	14.6%	17.1%	0.0%	27.3%	9.2%	22.0%
Financial markets	0.0%	1.5%	0.0%	0.0%	0.0%	1.1%	0.0%	0.0%	2.4%	5.7%	0.0%	9.1%	3.9%	3.4%
Equality of opportunity	0.0%	0.0%	0.0%	0.0%	0.0%	3.3%	0.0%	8.3%	0.0%	5.7%	7.7%	0.0%	5.3%	1.7%
Urban development	12.5%	3.0%	2.9%	0.0%	6.3%	3.3%	7.7%	0.0%	4.9%	0.0%	0.0%	9.1%	1.3%	3.4%
Crime and violence	0.0%	6.1%	5.9%	6.3%	6.3%	3.3%	0.0%	8.3%	0.0%	0.0%	0.0%	9.1%	3.9%	0.0%
Regional integration	0.0%	1.5%	2.9%	0.0%	6.3%	0.0%	7.7%	0.0%	2.4%	2.9%	7.7%	0.0%	0.0%	1.7%
Information and communications technology	0.0%	1.5%	0.0%	6.3%	0.0%	1.1%	7.7%	8.3%	0.0%	0.0%	7.7%	0.0%	2.6%	1.7%
Transport	12.5%	1.5%	2.9%	6.3%	6.3%	1.1%	0.0%	8.3%	0.0%	2.9%	0.0%	9.1%	7.9%	3.4%
Agricultural development	0.0%	9.1%	5.9%	6.3%	6.3%	3.3%	0.0%	16.7%	7.3%	2.9%	7.7%	0.0%	6.6%	5.1%
Natural resource management	0.0%	4.5%	5.9%	0.0%	0.0%	1.1%	0.0%	0.0%	2.4%	0.0%	0.0%	0.0%	5.3%	3.4%
Public financial management	0.0%	3.0%	2.9%	0.0%	0.0%	2.2%	0.0%	8.3%	2.4%	2.9%	0.0%	9.1%	2.6%	3.4%
Job creation/employment	12.5%	6.1%	0.0%	25.0%	12.5%	6.6%	0.0%	8.3%	4.9%	11.4%	7.7%	27.3%	13.2%	15.3%
Health	0.0%	1.5%	11.8%	12.5%	0.0%	8.8%	30.8%	0.0%	17.1%	5.7%	15.4%	0.0%	5.3%	10.2%
Rural development	0.0%	6.1%	0.0%	0.0%	0.0%	7.7%	0.0%	16.7%	12.2%	5.7%	0.0%	0.0%	5.3%	8.5%
Global integration	12.5%	1.5%	2.9%	0.0%	0.0%	2.2%	0.0%	8.3%	2.4%	0.0%	0.0%	0.0%	0.0%	0.0%
Food security	0.0%	3.0%	2.9%	0.0%	6.3%	2.2%	0.0%	0.0%	4.9%	0.0%	7.7%	9.1%	2.6%	1.7%
Environmental sustainability	0.0%	0.0%	0.0%	0.0%	0.0%	2.2%	7.7%	8.3%	2.4%	0.0%	0.0%	27.3%	2.6%	5.1%
Regulatory framework	0.0%	3.0%	0.0%	0.0%	6.3%	2.2%	0.0%	0.0%	0.0%	0.0%	0.0%	0.0%	2.6%	1.7%
Basic infrastructure	12.5%	0.0%	11.8%	18.8%	6.3%	7.7%	7.7%	25.0%	4.9%	0.0%	15.4%	9.1%	3.9%	1.7%
Communicable/non-communicable disease	0.0%	0.0%	0.0%	0.0%	0.0%	2.2%	0.0%	8.3%	2.4%	0.0%	0.0%	0.0%	0.0%	1.7%

## D. The World Bank's Knowledge (continued)

How effective do you believe the World Bank's knowledge and research are at... in Pakistan? (1-Not effective at all, 10-Very effective)

## The World Bank's Knowledge

Which of the following best describes your current position?

	Office of the President/Prime Minister/Minister			Employee of a Ministry			Consultant on Bank Project/PMU			Local Government			Bilateral/Multilateral Agency			Private Sector			Private Foundation			Financial Sector/Private Bank			NGO/CBO			Media			Independent Government Institution			Trade Union			Academia/Research Institute			Other		
	N	Mean	SD	N	Mean	SD	N	Mean	SD	N	Mean	SD	N	Mean	SD	N	Mean	SD	N	Mean	SD	N	Mean	SD	N	Mean	SD	N	Mean	SD	N	Mean	SD	N	Mean	SD	N	Mean	SD	N	Mean	SD
	Raising your awareness of the particular topic	8	4.63	1.77	67	5.79	2.10	28	6.21	2.18	15	5.13	2.59	15	7.27	1.49	82	5.16	2.18	13	5.85	1.86	12	5.75	1.76	37	5.62	2.18	33	4.94	2.18	14	4.93	2.95	10	6.20	2.70	67	5.30	2.22	57	5.39
Stimulating public debate/dialogue	8	4.00	2.14	59	4.98	2.15	28	4.82	1.79	15	3.80	1.74	16	5.88	2.36	81	4.62	2.10	12	5.42	1.56	12	4.75	1.36	35	4.86	2.48	33	4.39	2.62	14	4.36	2.71	10	6.00	2.31	65	4.65	1.95	54	4.67	2.26
Enhancing your knowledge and/or skills*	8	4.25	1.75	64	5.75	2.13	29	5.66	2.06	15	4.27	2.02	16	7.25	2.05	83	4.73	2.07	12	5.75	1.82	12	4.50	1.17	37	5.46	2.39	34	4.79	2.28	14	5.36	2.79	10	6.00	2.21	68	5.00	2.17	53	5.09	2.36
Contributing to good policy making*	8	4.63	2.00	61	5.56	2.31	30	5.50	1.98	16	4.19	1.76	16	6.38	2.09	78	5.12	2.27	13	5.54	1.85	12	5.25	1.22	35	5.26	2.20	34	4.65	2.64	14	5.21	2.81	10	7.60	2.12	69	5.00	1.98	54	5.19	2.49
Providing support for program implementation	8	5.25	2.25	63	5.65	2.08	30	5.87	1.85	16	4.50	1.97	16	5.75	2.02	77	5.22	1.74	13	5.46	1.71	11	5.64	1.63	35	5.60	2.30	33	4.88	2.56	14	4.64	2.84	10	6.70	1.70	68	4.97	2.02	55	5.31	2.59

\*Significantly different between stakeholder groups

To what extent do you believe that the World Bank's knowledge and research... in Pakistan? (1-To no degree at all, 10-To a very significant degree)

## The World Bank's Knowledge

Which of the following best describes your current position?

	Office of the President/Prime Minister/Minister			Employee of a Ministry			Consultant on Bank Project/PMU			Local Government			Bilateral/Multilateral Agency			Private Sector			Private Foundation			Financial Sector/Private Bank			NGO/CBO			Media			Independent Government Institution			Trade Union			Academia/Research Institute			Other					
	N	Mean	SD	N	Mean	SD	N	Mean	SD	N	Mean	SD	N	Mean	SD	N	Mean	SD	N	Mean	SD	N	Mean	SD	N	Mean	SD	N	Mean	SD	N	Mean	SD	N	Mean	SD	N	Mean	SD	N	Mean	SD	N	Mean	SD
	Are timely	8	4.63	1.06	64	4.89	2.01	29	5.34	2.19	15	4.93	2.22	14	6.29	1.94	72	5.18	2.00	13	6.23	1.69	12	5.75	2.09	34	5.03	2.07	33	4.85	2.48	11	5.00	2.65	9	7.33	3.00	65	5.03	2.10	54	5.52	2.37		
Include appropriate level of stakeholder involvement during preparation	8	5.13	1.55	65	5.28	1.90	30	5.30	2.23	14	4.71	1.86	12	5.92	2.19	73	4.63	1.69	13	5.62	1.19	11	5.36	1.63	35	4.54	2.24	30	4.73	2.27	11	4.91	2.21	10	5.90	2.77	63	4.84	1.76	54	5.24	2.21			
Are relevant to Pakistan's development priorities	8	4.75	1.83	67	5.21	1.88	31	5.10	1.80	16	4.19	1.38	15	6.13	1.85	79	5.04	1.83	13	5.38	1.45	12	5.25	1.29	34	5.00	2.13	32	4.38	2.03	12	5.00	2.92	10	5.80	1.81	67	4.76	1.87	55	5.22	2.19			
Provide feasible recommendations	8	4.63	.92	65	5.45	1.79	31	5.55	1.91	16	4.69	1.89	15	5.93	1.49	74	5.19	1.66	13	6.00	1.22	12	5.08	1.56	34	5.26	2.16	33	4.58	2.17	11	6.27	2.65	10	5.80	2.35	64	4.83	1.92	53	5.72	2.38			
Are accessible (well written and easy to understand)	8	5.13	1.46	64	5.73	2.05	29	6.07	2.39	15	4.53	2.17	16	6.81	1.87	75	5.65	1.94	13	6.15	1.34	12	5.42	2.07	35	5.40	2.38	34	4.91	2.01	12	5.67	2.93	9	5.78	2.05	64	5.28	1.84	53	5.75	2.56			
A source of relevant information on global good practices*	7	5.57	1.51	64	6.30	1.87	29	6.03	1.84	16	5.13	2.39	16	7.31	1.35	75	6.04	2.00	13	6.46	1.66	12	5.42	1.51	34	5.88	2.14	33	5.12	2.19	12	5.58	2.81	9	6.44	2.65	66	5.55	1.82	53	5.70	2.38			
Are adequately disseminated	8	4.38	1.92	63	5.57	1.91	30	5.57	1.72	14	5.21	2.49	15	5.13	2.45	72	5.06	2.05	12	5.83	1.40	12	4.50	1.93	36	4.64	2.55	32	4.53	1.93	12	4.42	2.31	10	5.80	2.82	62	4.97	1.80	55	5.47	2.40			
Are appropriately translated*	8	4.38	1.77	61	5.66	2.06	28	5.82	1.93	13	4.54	1.39	11	3.73	1.95	64	5.44	1.86	12	5.67	1.44	11	4.91	1.51	30	4.63	2.31	31	4.71	2.13	12	4.42	2.31	10	4.90	2.38	62	5.08	2.10	52	5.52	2.42			
Are adaptable to Pakistan's specific development challenges and country circumstances	8	4.75	1.83	64	4.89	1.78	31	5.32	1.72	16	4.87	2.42	14	5.50	1.79	75	5.01	1.91	13	5.38	1.19	12	4.83	1.75	35	4.49	2.27	34	4.21	1.95	13	4.15	2.51	10	4.90	2.47	66	4.80	2.13	55	5.27	2.49			

\*Significantly different between stakeholder groups

## The World Bank's Knowledge

Which of the following best describes your current position?

	Office of the President/Prime Minister/Minister			Employee of a Ministry			Consultant on Bank Project/PMU			Local Government			Bilateral/Multilateral Agency			Private Sector			Private Foundation			Financial Sector/Private Bank			NGO/CBO			Media			Independent Government Institution			Trade Union			Academia/Research Institute			Other		
	N	Mean	SD	N	Mean	SD	N	Mean	SD	N	Mean	SD	N	Mean	SD	N	Mean	SD	N	Mean	SD	N	Mean	SD	N	Mean	SD	N	Mean	SD	N	Mean	SD	N	Mean	SD	N	Mean	SD	N	Mean	SD
	Overall, how significant a contribution do you believe the World Bank's knowledge and research make to development results in your country?*	8	5.25	1.16	66	5.89	2.11	32	6.09	1.73	15	6.33	1.91	16	6.31	1.54	81	5.38	1.89	13	8.23	1.24	11	6.36	2.01	38	5.66	2.22	35	5.06	2.27	14	5.14	2.38	10	6.30	2.11	68	5.50	2.14	54	6.22
Overall, how would you rate the technical quality of the World Bank's knowledge/research?*	8	6.25	1.83	68	6.50	2.08	30	6.53	1.55	13	5.69	1.84	14	7.93	1.00	79	6.41	1.53	12	7.83	1.19	12	6.58	1.08	39	6.41	1.90	33	6.00	2.24	12	6.42	2.39	10	7.00	1.25	64	6.66	1.57	55	6.71	1.95
Overall, how effective is the World Bank at providing linkage to non-Bank expertise (i.e., South-South knowledge sharing, etc.)?	8	5.38	1.92	57	5.67	1.98	20	5.65	1.57	11	5.55	1.57	11	5.73	1.49	65	5.95	1.66	10	7.70	1.34	12	5.75	2.22	32	5.59	2.05	28	5.14	2.01	12	5.67	2.15	8	6.75	1.83	58	5.53	1.98	44	6.05	1.94
To what extent do you believe that Pakistan received value for money from the World Bank's products/services that were paid for on a fee-for-service basis?*	8	4.63	1.85	60	4.95	1.96	24	5.38	1.81	12	5.58	1.38	13	5.08	1.50	70	4.97	1.96	10	7.80	1.32	12	5.42	1.73	28	4.93	2.04	30	4.63	1.90	12	5.08	2.71	9	6.56	2.19	60	5.55	2.08	44	5.84	2.25

(1-Not significant at all, 10-Very significant; 1-Very low technical quality, 10-Very high technical quality; 1-Not effective at all, 10-Very effective; 1-To no degree at all, 10-To a very significant degree)

\*Significantly different between stakeholder groups

**E. Working with the World Bank**

To what extent do you agree/disagree with the following statements, on a ten point scale? (1-Strongly disagree, 10-Strongly agree)

**Working with the World Bank**

Which of the following best describes your current position?

	Office of the President/Prime Minister/Minister			Employee of a Ministry			Consultant on Bank Project/PMU			Local Government			Bilateral/Multilateral Agency			Private Sector			Private Foundation			Financial Sector/Private Bank			NGO/CBO			Media			Independent Government Institution			Trade Union			Academia/Research Institute			Other		
	N	Mean	SD	N	Mean	SD	N	Mean	SD	N	Mean	SD	N	Mean	SD	N	Mean	SD	N	Mean	SD	N	Mean	SD	N	Mean	SD	N	Mean	SD	N	Mean	SD	N	Mean	SD	N	Mean	SD			
	The World Bank disburses funds promptly	7	4.43	1.13	63	6.14	2.26	29	5.79	2.32	14	5.71	1.68	13	5.54	1.90	67	5.13	2.08	8	6.38	2.07	11	5.45	1.44	27	5.04	2.44	26	5.00	2.59	12	4.75	3.08	9	5.89	2.98	60	5.20	1.86	50	5.58
The World Bank effectively monitors and evaluates the projects and programs it supports	7	5.86	1.46	62	5.87	2.03	30	6.50	2.08	16	5.94	1.95	13	6.00	1.96	72	5.43	1.97	10	6.60	2.01	11	5.18	1.08	32	6.44	2.23	33	5.03	2.58	13	5.69	2.29	9	6.56	2.30	66	5.65	1.89	56	5.71	2.39
The World Bank's approvals and reviews are done in a timely fashion	7	5.43	1.27	64	5.75	2.17	30	6.00	2.44	15	5.53	1.77	12	5.50	2.28	66	5.29	1.92	10	6.60	1.17	11	5.27	2.05	30	5.73	2.30	28	5.32	2.18	14	4.93	2.50	9	6.78	2.44	62	5.31	1.87	54	5.81	2.24
The World Bank's "Safeguard Policy" requirements are reasonable	6	5.83	.41	59	5.19	1.97	26	6.12	2.10	14	5.64	1.74	7	5.86	.90	61	5.66	1.74	9	6.67	2.12	11	5.55	1.51	26	5.92	2.50	27	5.19	1.52	12	5.17	2.55	9	6.44	2.55	57	5.58	1.76	50	5.40	2.40
The World Bank imposes reasonable conditions on its lending	7	6.14	1.95	62	5.15	2.26	29	6.07	2.30	15	4.27	1.53	14	6.21	1.89	73	5.16	2.32	10	6.40	1.58	11	5.45	2.11	31	5.35	2.42	30	5.13	2.52	13	4.77	2.74	9	6.33	3.12	63	5.08	2.27	52	5.27	2.47
Working with the World Bank increases Pakistan's institutional capacity*	6	6.33	1.63	63	5.87	2.18	31	6.19	2.17	15	4.87	.99	13	6.46	1.98	75	5.35	2.26	10	5.80	1.81	12	5.25	2.18	35	6.34	2.33	32	4.94	2.46	13	5.46	2.99	10	7.10	2.51	67	5.09	2.01	54	5.54	2.59
The World Bank ensures consistency and continuity through staff changes	6	5.83	1.17	59	5.64	2.09	26	5.96	1.95	14	5.71	2.13	11	5.73	1.68	61	5.43	1.54	7	6.14	2.04	11	5.36	1.50	26	5.62	2.21	28	5.29	1.86	12	5.67	2.61	9	7.11	2.47	57	5.37	1.98	50	5.14	1.90
The World Bank's teams and visits are well coordinated*	7	6.43	1.72	60	6.52	1.74	30	6.93	2.26	13	5.23	1.24	12	6.58	1.38	63	5.51	1.77	9	6.56	1.51	11	5.36	1.21	26	6.42	2.14	27	5.37	2.39	12	6.58	2.11	9	6.67	2.00	60	5.47	1.92	52	6.19	2.08
Where country systems are adequate, the World Bank makes appropriate use of them	7	5.43	1.40	60	6.02	2.32	25	5.88	1.96	14	5.71	2.05	11	5.73	2.20	65	5.60	1.99	9	5.78	1.86	10	6.00	1.63	27	6.44	2.55	28	5.00	2.52	13	5.85	2.64	9	6.78	2.28	57	5.56	1.84	51	5.86	2.06
The World Bank provides effective implementation support	7	6.71	2.14	63	6.00	2.02	29	6.03	2.08	16	4.75	2.05	14	5.64	2.56	70	5.47	1.93	10	6.40	2.01	11	5.82	2.04	32	6.28	2.28	32	4.97	2.49	12	5.50	2.68	9	6.67	2.69	64	5.34	1.83	57	5.49	2.21
The World Bank's implementation support is useful and effective	6	6.33	1.97	63	6.02	2.14	28	6.11	2.27	15	5.73	2.28	14	5.29	1.90	70	5.57	2.03	10	6.70	1.89	11	5.73	2.05	33	6.52	2.25	32	4.94	2.50	12	5.75	2.86	9	6.56	2.46	64	5.41	1.78	57	5.37	2.40

\*Significantly different between stakeholder groups

**G. The Future Role of the World Bank in Pakistan**

**The Future Role of the World Bank in Pakistan**

Which of the following best describes your current position?

	Office of the President/Prime Minister/Minister			Employee of a Ministry			Consultant on Bank Project/PMU			Local Government			Bilateral/Multilateral Agency			Private Sector			Private Foundation			Financial Sector/Private Bank			NGO/CBO			Media			Independent Government Institution			Trade Union			Academia/Research Institute			Other		
	N	Mean	SD	N	Mean	SD	N	Mean	SD	N	Mean	SD	N	Mean	SD	N	Mean	SD	N	Mean	SD	N	Mean	SD	N	Mean	SD	N	Mean	SD	N	Mean	SD	N	Mean	SD	N	Mean	SD			
	How significant a role do you believe the World Bank SHOULD play in Pakistan's development in the near future?	8	6.38	2.26	68	7.49	2.18	32	7.72	1.82	15	7.27	2.12	16	7.06	2.52	88	6.75	2.22	12	8.17	1.40	12	7.00	2.30	40	7.37	2.38	33	7.03	2.81	14	7.29	3.02	10	8.40	1.65	74	7.12	2.04	59	8.05

(1-Not a significant role at all, 10-Very significant role)

### G. The Future Role of the World Bank in Pakistan (continued)

Which of the following SHOULD the World Bank do to make itself of greater value in Pakistan? (Choose no more than TWO)

Percentage of Respondents (Responses Combined)	Office of the President/ Prime Minister/ Minister	Employee of a Ministry	Consultant on Bank Project/PMU	Local Government	Bilateral/ Multilateral Agency	Private Sector	Private Foundation	Financial Sector/ Private Bank	NGO/ CBO	Media	Independent Government Institution	Trade Union	Academia/ Research Institute	Other
Improve the quality of its experts as related to Pakistan's specific challenges	37.5%	39.4%	44.1%	25.0%	31.3%	41.3%	30.8%	45.5%	33.3%	41.2%	21.4%	27.3%	46.6%	27.1%
Reduce the complexity of obtaining World Bank financing	87.5%	40.9%	32.4%	25.0%	18.8%	35.9%	38.5%	18.2%	38.5%	44.1%	42.9%	45.5%	28.8%	47.5%
Focus primarily on advocacy issues	12.5%	6.1%	8.8%	0.0%	12.5%	13.0%	23.1%	27.3%	17.9%	5.9%	7.1%	9.1%	8.2%	15.3%
Improve the competitiveness of its financing compared to markets	25.0%	16.7%	17.6%	31.3%	0.0%	22.8%	7.7%	0.0%	10.3%	17.6%	7.1%	36.4%	8.2%	20.3%
Increase decentralization to the provinces	0.0%	16.7%	29.4%	0.0%	37.5%	14.1%	7.7%	9.1%	30.8%	20.6%	21.4%	27.3%	23.3%	20.3%
Ensure greater selectivity in its work	0.0%	13.6%	14.7%	43.8%	25.0%	18.5%	7.7%	27.3%	10.3%	17.6%	35.7%	9.1%	17.8%	10.2%
Provide more adequate data/knowledge/statistics/figures on Pakistan's economy	0.0%	13.6%	2.9%	0.0%	25.0%	9.8%	23.1%	18.2%	12.8%	26.5%	14.3%	9.1%	21.9%	20.3%
Offer more innovative financial products	12.5%	22.7%	8.8%	18.8%	0.0%	12.0%	23.1%	9.1%	15.4%	17.6%	7.1%	9.1%	12.3%	10.2%
Offer more innovative knowledge services	0.0%	13.6%	20.6%	31.3%	37.5%	10.9%	15.4%	18.2%	10.3%	2.9%	14.3%	0.0%	17.8%	5.1%
Increase availability of Fee-Based services	12.5%	3.0%	14.7%	12.5%	6.3%	5.4%	7.7%	18.2%	0.0%	2.9%	0.0%	9.1%	5.5%	11.9%
Work faster	0.0%	7.6%	8.8%	12.5%	6.3%	13.0%	15.4%	9.1%	15.4%	8.8%	7.1%	18.2%	4.1%	8.5%
Other	12.5%	3.0%	0.0%	0.0%	0.0%	1.1%	0.0%	0.0%	0.0%	0.0%	14.3%	0.0%	2.7%	3.4%

### G. Communication and Information Sharing

How do you get most of your information about economic and social development issues in Pakistan? (Choose no more than TWO)

Percentage of Respondents (Responses Combined)	Office of the President/ Prime Minister/ Minister	Employee of a Ministry	Consultant on Bank Project/PMU	Local Government	Bilateral/ Multilateral Agency	Private Sector	Private Foundation	Financial Sector/ Private Bank	NGO/ CBO	Media	Independent Government Institution	Trade Union	Academia/ Research Institute	Other
Local newspapers	75.0%	77.9%	75.0%	56.3%	75.0%	71.4%	84.6%	66.7%	70.0%	68.6%	78.6%	54.5%	61.1%	72.9%
International newspapers	37.5%	11.8%	6.3%	37.5%	6.3%	12.1%	23.1%	0.0%	7.5%	5.7%	14.3%	18.2%	9.7%	8.5%
Local radio	0.0%	1.5%	0.0%	0.0%	0.0%	1.1%	0.0%	0.0%	0.0%	0.0%	0.0%	0.0%	2.8%	1.7%
International radio	0.0%	1.5%	0.0%	0.0%	0.0%	1.1%	0.0%	0.0%	0.0%	2.9%	0.0%	0.0%	0.0%	3.4%
Local television	37.5%	33.8%	40.6%	37.5%	25.0%	42.9%	7.7%	50.0%	30.0%	31.4%	42.9%	36.4%	31.9%	45.8%
International television	0.0%	10.3%	6.3%	6.3%	6.3%	6.6%	15.4%	8.3%	7.5%	8.6%	7.1%	9.1%	12.5%	11.9%
Periodicals	37.5%	17.6%	12.5%	0.0%	12.5%	11.0%	7.7%	8.3%	17.5%	8.6%	7.1%	27.3%	11.1%	6.8%
Internet	0.0%	30.9%	46.9%	37.5%	56.3%	36.3%	38.5%	25.0%	55.0%	34.3%	28.6%	27.3%	44.4%	35.6%
Social media (Facebook, Twitter, YouTube)	12.5%	2.9%	9.4%	6.3%	6.3%	11.0%	23.1%	8.3%	5.0%	20.0%	0.0%	0.0%	16.7%	3.4%
Blogs	0.0%	1.5%	0.0%	12.5%	0.0%	0.0%	0.0%	0.0%	0.0%	2.9%	0.0%	9.1%	4.2%	0.0%
Mobile phones	0.0%	1.5%	3.1%	0.0%	0.0%	3.3%	0.0%	16.7%	5.0%	2.9%	0.0%	9.1%	0.0%	3.4%
Instant messaging	0.0%	0.0%	0.0%	0.0%	0.0%	1.1%	0.0%	16.7%	0.0%	0.0%	7.1%	9.1%	1.4%	0.0%
Other	0.0%	5.9%	0.0%	0.0%	12.5%	1.1%	0.0%	8.3%	2.5%	8.6%	7.1%	9.1%	2.8%	8.5%

### G. Communication and Information Sharing (continued)

How would you prefer to receive information from the World Bank? (Choose no more than TWO)

Percentage of Respondents (Responses Combined)	Office of the President/ Prime Minister/ Minister	Employee of a Ministry	Consultant on Bank Project/PMU	Local Government	Bilateral/ Multilateral Agency	Private Sector	Private Foundation	Financial Sector/ Private Bank	NGO/ CBO	Media	Independent Government Institution	Trade Union	Academia/ Research Institute	Other
World Bank website	37.5%	44.6%	51.5%	60.0%	62.5%	41.8%	69.2%	54.5%	50.0%	34.3%	69.2%	30.0%	50.7%	31.0%
Direct contact with World Bank (i.e., face to face meetings/discussions)	50.0%	23.1%	9.1%	0.0%	18.8%	8.8%	7.7%	18.2%	15.8%	14.3%	0.0%	10.0%	8.2%	17.2%
e-Newsletters	12.5%	26.2%	24.2%	33.3%	43.8%	33.0%	23.1%	27.3%	23.7%	31.4%	30.8%	40.0%	43.8%	27.6%
Instant messaging	0.0%	4.6%	6.1%	6.7%	0.0%	1.1%	0.0%	9.1%	5.3%	14.3%	0.0%	20.0%	4.1%	3.4%
World Bank seminars/workshops/conferences	62.5%	26.2%	39.4%	6.7%	12.5%	18.7%	0.0%	27.3%	18.4%	28.6%	38.5%	0.0%	8.2%	25.9%
World Bank Public Information Center	0.0%	4.6%	3.0%	6.7%	6.3%	3.3%	7.7%	0.0%	13.2%	2.9%	0.0%	0.0%	5.5%	3.4%
World Bank publications and other written materials	25.0%	38.5%	30.3%	26.7%	37.5%	25.3%	53.8%	9.1%	39.5%	28.6%	30.8%	40.0%	34.2%	22.4%
Mobile phones	0.0%	4.6%	12.1%	13.3%	6.3%	19.8%	7.7%	18.2%	10.5%	8.6%	15.4%	30.0%	4.1%	15.5%
Social media (Facebook, Twitter, YouTube)	12.5%	7.7%	9.1%	6.7%	6.3%	19.8%	23.1%	18.2%	13.2%	20.0%	15.4%	0.0%	24.7%	17.2%
Blogs	0.0%	1.5%	6.1%	0.0%	0.0%	7.7%	7.7%	9.1%	0.0%	2.9%	0.0%	0.0%	6.8%	1.7%
Other	0.0%	1.5%	6.1%	20.0%	0.0%	4.4%	0.0%	9.1%	2.6%	2.9%	0.0%	20.0%	2.7%	19.0%

Are you aware of the World Bank's Access to Information Policy under which the Bank will now disclose any information in its possession that is not a list of exceptions?\*

Percentage of Respondents	Office of the President/ Prime Minister/ Minister	Employee of a Ministry	Consultant on Bank Project/PMU	Local Government	Bilateral/ Multilateral Agency	Private Sector	Private Foundation	Financial Sector/ Private Bank	NGO/ CBO	Media	Independent Government Institution	Trade Union	Academia/ Research Institute	Other
Yes	62.5%	39.1%	40.6%	31.3%	31.3%	21.8%	61.5%	27.3%	28.9%	29.4%	15.4%	54.5%	29.6%	22.8%
No	37.5%	60.9%	59.4%	68.8%	68.8%	78.2%	38.5%	72.7%	71.1%	70.6%	84.6%	45.5%	70.4%	77.2%

\*Significantly different between stakeholder groups

Have you requested information from the World Bank on its activities in the past year?\*

Percentage of Respondents	Office of the President/ Prime Minister/ Minister	Employee of a Ministry	Consultant on Bank Project/PMU	Local Government	Bilateral/ Multilateral Agency	Private Sector	Private Foundation	Financial Sector/ Private Bank	NGO/ CBO	Media	Independent Government Institution	Trade Union	Academia/ Research Institute	Other
Yes	14.3%	27.4%	15.2%	40.0%	40.0%	19.3%	53.8%	45.5%	8.1%	27.3%	8.3%	36.4%	24.0%	20.7%
No	85.7%	72.6%	84.8%	60.0%	60.0%	80.7%	46.2%	54.5%	91.9%	72.7%	91.7%	63.6%	76.0%	79.3%

\*Significantly different between stakeholder groups

Were you able to obtain this information?

Percentage of Respondents	Office of the President/ Prime Minister/ Minister	Employee of a Ministry	Consultant on Bank Project/PMU	Local Government	Bilateral/ Multilateral Agency	Private Sector	Private Foundation	Financial Sector/ Private Bank	NGO/ CBO	Media	Independent Government Institution	Trade Union	Academia/ Research Institute	Other
Yes	100.0%	83.3%	80.0%	50.0%	66.7%	88.2%	100.0%	100.0%	66.7%	88.9%	100.0%	100%	82.4%	66.7%
No	0.0%	16.7%	20.0%	50.0%	33.3%	11.8%	0.0%	0.0%	33.3%	11.1%	0.0%	0.0%	17.6%	33.3%

Do you have access to the Internet?

Percentage of Respondents	Office of the President/ Prime Minister/ Minister	Employee of a Ministry	Consultant on Bank Project/PMU	Local Government	Bilateral/ Multilateral Agency	Private Sector	Private Foundation	Financial Sector/ Private Bank	NGO/ CBO	Media	Independent Government Institution	Trade Union	Academia/ Research Institute	Other
Yes	100.0%	90.6%	93.8%	100.0%	100.0%	89.7%	100.0%	90.9%	97.4%	93.9%	100.0%	81.8%	97.3%	96.6%
No	0.0%	9.4%	6.3%	0.0%	0.0%	10.3%	0.0%	9.1%	2.6%	6.1%	0.0%	18.2%	2.7%	3.4%

### G. Communication and Information Sharing (continued)

Do you use/have used the World Bank website?\*

Percentage of Respondents	Office of the President/ Prime Minister/ Minister	Employee of a Ministry	Consultant on Bank Project/PMU	Local Government	Bilateral/ Multilateral Agency	Private Sector	Private Foundation	Financial Sector/ Private Bank	NGO/ CBO	Media	Independent Government Institution	Trade Union	Academia/ Research Institute	Other
Yes	57.1%	70.8%	69.7%	56.3%	93.3%	48.9%	76.9%	63.6%	86.8%	76.5%	64.3%	81.8%	77.0%	49.1%
No	42.9%	29.2%	30.3%	43.8%	6.7%	51.1%	23.1%	36.4%	13.2%	23.5%	35.7%	18.2%	23.0%	50.9%

\*Significantly different between stakeholder groups

Which do you primarily use?

Percentage of Respondents	Office of the President/ Prime Minister/ Minister	Employee of a Ministry	Consultant on Bank Project/PMU	Local Government	Bilateral/ Multilateral Agency	Private Sector	Private Foundation	Financial Sector/ Private Bank	NGO/ CBO	Media	Independent Government Institution	Trade Union	Academia/ Research Institute	Other
The World Bank's country website	75.0%	54.3%	66.7%	60.0%	53.8%	58.8%	50.0%	44.4%	65.5%	57.1%	45.5%	66.7%	46.4%	69.7%
The World Bank's main website	25.0%	45.7%	33.3%	40.0%	46.2%	41.2%	50.0%	55.6%	34.5%	42.9%	54.5%	33.3%	53.6%	30.3%

Please rate how much you agree with the following statements, on a ten point scale. (1-Strongly disagree, 10-Strongly agree)

#### Communication and Information Sharing

	Which of the following best describes your current position?																																									
	Office of the President/Prime Minister/Minister			Employee of a Ministry			Consultant on Bank Project/PMU			Local Government			Bilateral/Multilateral Agency			Private Sector			Private Foundation			Financial Sector/Private Bank			NGO/CBO			Media			Independent Government Institution			Trade Union			Academia/Research Institute			Other		
	N	Mean	SD	N	Mean	SD	N	Mean	SD	N	Mean	SD	N	Mean	SD	N	Mean	SD	N	Mean	SD	N	Mean	SD	N	Mean	SD	N	Mean	SD	N	Mean	SD	N	Mean	SD	N	Mean	SD	N	Mean	SD
I use more data from the World Bank as a result of the organization's Open Data policy	4	4.50	1.29	51	5.35	2.15	20	6.20	2.04	12	4.92	2.81	11	4.91	3.11	60	5.00	2.15	10	5.90	1.91	11	5.36	2.73	32	4.56	2.35	26	4.50	2.53	10	5.00	2.36	8	6.38	2.39	53	5.51	2.22	42	4.86	2.56
I find the World Bank websites easy to navigate	5	7.20	1.30	52	6.37	2.00	25	6.52	2.06	14	5.29	2.13	14	5.79	2.33	46	5.89	2.15	9	7.44	1.59	9	5.67	1.80	34	6.24	1.99	26	6.15	2.39	8	6.50	2.45	9	6.67	2.18	56	6.29	1.89	34	6.15	2.41
I find the information on the World Bank's websites useful	5	7.40	.89	53	6.47	2.14	25	6.84	2.17	14	5.21	1.81	14	7.21	2.15	47	6.32	1.92	9	7.22	1.30	9	6.22	1.30	32	6.38	1.93	25	5.56	1.96	7	7.57	2.15	9	6.22	1.98	58	6.34	2.12	34	6.09	2.37
When I need information from the World Bank I know how to find it*	7	6.86	1.07	54	5.80	2.32	26	6.96	2.54	14	5.64	2.10	15	5.93	2.94	65	5.03	1.98	9	7.33	2.24	10	5.70	2.00	32	5.38	2.42	28	5.43	2.53	11	6.73	2.83	9	6.44	2.35	61	5.66	2.38	49	5.86	2.40
The World Bank is responsive to my information requests and inquiries*	7	5.86	2.48	48	6.25	2.37	23	6.70	2.46	12	5.33	2.50	12	6.08	2.39	50	4.36	2.64	8	6.88	2.85	10	5.20	2.57	24	5.00	2.75	19	5.21	2.68	10	6.40	2.50	8	7.00	2.78	47	5.47	2.12	40	5.35	3.32

\*Significantly different between stakeholder groups

### H. Background Information

Currently, do you professionally collaborate/work with the World Bank in your country?

Percentage of Respondents	Office of the President/ Prime Minister/ Minister	Employee of a Ministry	Consultant on Bank Project/PMU	Local Government	Bilateral/ Multilateral Agency	Private Sector	Private Foundation	Financial Sector/ Private Bank	NGO/ CBO	Media	Independent Government Institution	Trade Union	Academia/ Research Institute	Other
Yes	50.0%	40.6%	55.9%	0.0%	73.3%	9.2%	23.1%	0.0%	27.5%	14.3%	35.7%	20.0%	11.4%	20.3%
No	50.0%	59.4%	44.1%	100.0%	26.7%	90.8%	76.9%	100.0%	72.5%	85.7%	64.3%	80.0%	88.6%	79.7%

Which of the following describes most of your exposure to the World Bank in Pakistan? (Choose no more than TWO)

Percentage of Respondents	Office of the President/ Prime Minister/ Minister	Employee of a Ministry	Consultant on Bank Project/PMU	Local Government	Bilateral/ Multilateral Agency	Private Sector	Private Foundation	Financial Sector/ Private Bank	NGO/ CBO	Media	Independent Government Institution	Trade Union	Academia/ Research Institute	Other
Observer	50.0%	33.9%	24.2%	71.4%	12.5%	68.8%	83.3%	50.0%	43.6%	48.6%	42.9%	63.6%	54.2%	63.2%
Use World Bank reports/data	25.0%	25.8%	39.4%	14.3%	37.5%	26.3%	33.3%	75.0%	35.9%	42.9%	21.4%	36.4%	34.7%	22.8%
Engage in World Bank related/sponsored events/activities	50.0%	30.6%	36.4%	0.0%	12.5%	13.8%	8.3%	8.3%	28.2%	14.3%	28.6%	9.1%	9.7%	8.8%
Collaborate as part of my professional duties	12.5%	37.1%	42.4%	28.6%	62.5%	13.8%	8.3%	0.0%	30.8%	25.7%	28.6%	36.4%	8.3%	24.6%
Use World Bank website for information, data, research, etc.	12.5%	21.0%	24.2%	50.0%	50.0%	35.0%	25.0%	66.7%	30.8%	42.9%	14.3%	36.4%	62.5%	28.1%

## Appendix C: Responses to All Questions by Year<sup>1</sup>

FY '05 Response Number = 351 • FY '12 Response Number = 312

### A. General Issues facing Pakistan

In general, would you say that Pakistan is headed in...?\*

Percentage of Respondents	FY 2005	FY 2012
The right direction	72.7%	14.3%
The wrong direction	18.0%	73.4%
Not sure	9.3%	12.3%

\*Significantly different between FY12 and FY05 country surveys

### B. Overall Attitudes toward the World Bank

#### Overall Attitudes toward the World Bank

	year					
	FY 2005			FY 2012		
	N	Mean	SD	N	Mean	SD
How familiar are you with the work of the World Bank in Pakistan?*	339	6.39	2.25	509	6.04	2.13
Overall, please rate your impression of the World Bank's effectiveness in Pakistan.	345	5.59	2.25	477	5.59	2.07

(1-Not familiar at all, 10-Extremely familiar; 1-Not effective at all, 10-Very effective)

\*Significantly different between FY12 and FY05 country surveys.

To what extent do you agree with the following statements about the World Bank's work in Pakistan, on a ten point scale?

(1-Strongly disagree, 10-Strongly agree)

#### Overall Attitudes toward the World Bank

	year					
	FY 2005			FY 2012		
	N	Mean	SD	N	Mean	SD
Overall the World Bank currently plays a relevant role in development in Pakistan*	338	5.77	2.55	483	5.17	2.08
The World Bank's work is aligned with what I consider the development priorities for Pakistan*	327	5.52	2.47	478	4.95	2.05
The World Bank treats clients and stakeholders in Pakistan with respect*	302	6.51	2.67	456	5.76	2.29

\*Significantly different between FY12 and FY05 country surveys.

To what extent is the World Bank an effective development partner in Pakistan in terms of..., on a ten point scale?

(1-To no degree at all, 10-To a very significant degree)

#### Overall Attitudes toward the World Bank

	year					
	FY 2005			FY 2012		
	N	Mean	SD	N	Mean	SD
Staff accessibility*	309	6.13	2.38	441	4.99	2.09
Straightforwardness and honesty*	308	6.55	2.43	438	5.68	2.23
Collaboration with other donors*	281	6.60	2.28	419	5.97	2.08

\*Significantly different between FY12 and FY05 country surveys.

<sup>1</sup> Only those questions that were asked in the FY '05 and FY '12 country surveys, with similar response scales/options, are presented.



### C. World Bank Effectiveness and Results

How effective do you believe the World Bank is in terms of the work it does in the following areas of development in Lao PDR, on a ten point scale?  
(1-Not effective at all, 10-Very effective)

#### World Bank Effectiveness and Results

	year					
	FY 2005			FY 2012		
	N	Mean	SD	N	Mean	SD
Anti-corruption*	320	5.54	2.63	439	3.87	2.41
Urban development	310	5.04	2.29	437	5.19	1.99
Regulatory framework*	294	5.62	2.23	416	5.01	1.97
Basic infrastructure*	324	6.25	2.23	440	5.36	1.99
Poverty reduction	339	5.17	2.49	464	5.22	2.33
Gender*	324	5.69	2.28	430	5.12	2.14
Domestic private sector development*	297	5.93	2.35	419	4.75	1.94
Water and sanitation*	319	6.15	2.23	440	5.10	2.10
Economic growth*	332	5.51	2.30	456	5.04	2.04
Energy*	296	6.06	2.24	446	4.71	2.26
Public financial management	306	4.90	2.46	423	5.11	2.09
Health	327	5.07	2.47	439	5.13	2.12
Rural development	316	4.87	2.62	435	5.17	2.14
Governance*	329	5.46	2.35	434	4.53	2.11
Education*	332	5.75	2.44	453	5.24	2.26
Natural resource management*	315	5.09	2.43	420	4.64	2.27

\*Significantly different between FY12 and FY05 country surveys.

### D. The World Bank's Knowledge

To what extent do you believe that the World Bank's knowledge and research... in Pakistan? (1-To no degree at all, 10-To a very significant degree)

#### The World Bank's Knowledge

	year					
	FY 2005			FY 2012		
	N	Mean	SD	N	Mean	SD
Are adaptable to Pakistan's specific development challenges and country circumstances*	321	5.91	2.21	461	4.90	2.03

\*Significantly different between FY12 and FY05 country surveys.

### E. Working with the World Bank

To what extent do you agree/disagree with the following statements, on a ten point scale? (1-Strongly disagree, 10-Strongly agree)

#### Working with the World Bank

	year					
	FY 2005			FY 2012		
	N	Mean	SD	N	Mean	SD
The World Bank effectively monitors and evaluates the projects and programs it supports*	206	6.90	2.42	444	5.77	2.08
Working with the World Bank increases Pakistan's institutional capacity	208	5.89	2.58	450	5.56	2.25

\*Significantly different between FY12 and FY05 country surveys.

### G. Communication and Information Sharing

Do you use/have used the World Bank website?\*

Percentage of Respondents	FY 2005	FY 2012
Yes	42.0%	67.3%
No	58.0%	32.7%

\*Significantly different between FY12 and FY05 country surveys

Which do you primarily use?\*

Percentage of Respondents	FY 2005	FY 2012
The World Bank's country website	38.7%	56.8%
The World Bank's main website	61.3%	43.2%

\*Significantly different between FY12 and FY05 country surveys

## Appendix D: Indicator Questions as a Function of Exposure to the Bank

Indicator Question	H3. Currently, do you professionally collaborate/work with the World Bank?		H4. Which of the following describes most of your exposure to the World Bank in Pakistan (Choose no more than TWO)									
	No Mean	Yes Mean	Observer		Use WB reports/data		Engage in WB activities		Collaborate		Use WB website	
			No Mean	Yes Mean	No Mean	Yes Mean	No Mean	Yes Mean	No Mean	Yes Mean	No Mean	Yes Mean
Overall, please rate your impression of the World Bank's effectiveness in Pakistan.	5.55	5.77	5.65	5.55	5.57	5.65	5.57	5.74	5.66	5.42	5.50	5.76
The World Bank's financial instruments meet the needs of Pakistan	4.78	5.22	5.09	4.75	4.87	5.01	4.93	4.88	4.83	5.18	4.79	5.13
The World Bank meets Pakistan's needs for knowledge services	4.95	5.15	5.05	5.00	4.94	5.19	5.07	4.82	5.04	4.98	4.91	5.22
Overall the World Bank currently plays a relevant role in development in Pakistan	5.00	5.67	5.34	4.98	5.12	5.24	5.11	5.40	5.08	5.42	5.11	5.25
The World Bank's work is aligned with what I consider the development priorities for Pakistan	4.82	5.35	5.01	4.86	4.96	4.89	4.94	4.89	4.83	5.26	4.81	5.14
Responsiveness	5.24	5.74	5.48	5.24	5.30	5.47	5.29	5.68	5.28	5.60	5.41	5.27
Openness (sharing data and other information)	5.22	6.00	5.48	5.34	5.35	5.51	5.34	5.74	5.27	5.86	5.52	5.23
Collaboration with groups outside of the Government	5.48	5.77	5.70	5.45	5.62	5.47	5.48	5.97	5.50	5.79	5.55	5.60
Collaboration with the Government	6.09	7.02	6.68	6.04	6.34	6.37	6.24	6.87	6.17	6.92	6.42	6.22
Collaboration with other donors	5.62	6.92	6.34	5.63	6.01	5.92	5.86	6.53	5.80	6.54	6.04	5.88
To what extent does the World Bank's work help to achieve development results in Pakistan?	5.19	5.50	5.27	5.25	5.23	5.31	5.24	5.34	5.30	5.14	5.21	5.34
Are adaptable to Pakistan's specific development challenges and country circumstances	4.83	5.21	5.03	4.79	4.80	5.13	4.87	5.11	4.92	4.87	4.80	5.08
Overall, how significant a contribution do you believe the World Bank's knowledge and research make to development results in your country?	5.77	5.87	5.84	5.75	5.70	5.98	5.80	5.77	5.82	5.73	5.66	6.02
Overall, how would you rate the technical quality of the World Bank's knowledge/research?	6.40	6.99	6.67	6.45	6.49	6.72	6.53	6.72	6.53	6.67	6.54	6.61
Where country systems are adequate, the World Bank makes appropriate use of them	5.57	6.28	5.92	5.62	5.80	5.71	5.72	5.97	5.66	6.09	5.71	5.86

Yellow highlight indicates significant difference between Yes and No mean.

## Appendix E: Pakistan FY 2012 Questionnaire



### World Bank Country Survey FY12 – Pakistan

The World Bank is interested in gauging the views of clients and partners who are either involved in development in Pakistan or who observe activities related to social and economic development. The following survey is meant to give the World Bank's team that works in Pakistan, greater insight into how the Bank's work is perceived. This is one tool the World Bank uses to assess the views of its critical stakeholders. With this understanding, the World Bank hopes to develop more effective strategies, outreach and programs that support development in Pakistan. The World Bank commissioned an independent firm to oversee the logistics of this effort in Pakistan. This ensures anonymity and confidentiality. We hope you'll be candid. To complete the survey, please circle/check the response that most accurately reflects your opinion. **If you prefer not to answer a question, please leave it blank.**

**PLEASE NOTE: IN SOME CASES THE SURVEY WILL ASK FOR A SPECIFIC NUMBER OF RESPONSES. PLEASE DO NOT CHOOSE ANY MORE THAN REQUESTED. IF MORE RESPONSES ARE CHOSEN, DATA CANNOT BE INCLUDED IN ANALYSIS.**

#### SECTION A: GENERAL ISSUES FACING PAKISTAN

<b>A1. In general would you say that Pakistan is headed in ... ?</b>	
1	The right direction
2	The wrong direction
3	Not sure

**SECTION A: GENERAL ISSUES**

**A2. When considering development priorities, which ONE development priority below is the most important in Pakistan? Which ONE is the second most important priority? Which ONE is the third most important priority?**

<b>Choose only ONE for each column</b>		<b>FIRST priority (Choose only ONE)</b>	<b>SECOND priority (Choose only ONE)</b>	<b>THIRD priority (Choose only ONE)</b>
1	Rural development	<input type="checkbox"/>	<input type="checkbox"/>	<input type="checkbox"/>
2	Education	<input type="checkbox"/>	<input type="checkbox"/>	<input type="checkbox"/>
3	Social protection (e.g., pensions, targeted social assistance)	<input type="checkbox"/>	<input type="checkbox"/>	<input type="checkbox"/>
4	Transport (e.g., roads, bridges, transportation)	<input type="checkbox"/>	<input type="checkbox"/>	<input type="checkbox"/>
5	Poverty reduction	<input type="checkbox"/>	<input type="checkbox"/>	<input type="checkbox"/>
6	Public sector reform	<input type="checkbox"/>	<input type="checkbox"/>	<input type="checkbox"/>
7	Regional integration	<input type="checkbox"/>	<input type="checkbox"/>	<input type="checkbox"/>
8	Gender	<input type="checkbox"/>	<input type="checkbox"/>	<input type="checkbox"/>
9	Domestic private sector development	<input type="checkbox"/>	<input type="checkbox"/>	<input type="checkbox"/>
10	Foreign direct investment	<input type="checkbox"/>	<input type="checkbox"/>	<input type="checkbox"/>
11	Water and sanitation	<input type="checkbox"/>	<input type="checkbox"/>	<input type="checkbox"/>
12	Anti-corruption	<input type="checkbox"/>	<input type="checkbox"/>	<input type="checkbox"/>
13	Monitoring and evaluation	<input type="checkbox"/>	<input type="checkbox"/>	<input type="checkbox"/>
14	Public financial management (e.g., public expenditure, fiscal system reform, accounting, auditing)	<input type="checkbox"/>	<input type="checkbox"/>	<input type="checkbox"/>
15	Job creation/employment	<input type="checkbox"/>	<input type="checkbox"/>	<input type="checkbox"/>
16	Governance (i.e., government effectiveness)	<input type="checkbox"/>	<input type="checkbox"/>	<input type="checkbox"/>
17	Financial markets	<input type="checkbox"/>	<input type="checkbox"/>	<input type="checkbox"/>
18	Urban development	<input type="checkbox"/>	<input type="checkbox"/>	<input type="checkbox"/>
19	Environmental sustainability	<input type="checkbox"/>	<input type="checkbox"/>	<input type="checkbox"/>
20	Equality of opportunity (i.e., equity)	<input type="checkbox"/>	<input type="checkbox"/>	<input type="checkbox"/>
21	Health	<input type="checkbox"/>	<input type="checkbox"/>	<input type="checkbox"/>
22	Energy	<input type="checkbox"/>	<input type="checkbox"/>	<input type="checkbox"/>
23	Food security	<input type="checkbox"/>	<input type="checkbox"/>	<input type="checkbox"/>
24	Climate change (e.g., mitigation, adaptation)	<input type="checkbox"/>	<input type="checkbox"/>	<input type="checkbox"/>
25	Agricultural development	<input type="checkbox"/>	<input type="checkbox"/>	<input type="checkbox"/>
26	Trade and exports	<input type="checkbox"/>	<input type="checkbox"/>	<input type="checkbox"/>
27	Crime and violence	<input type="checkbox"/>	<input type="checkbox"/>	<input type="checkbox"/>
28	Economic growth	<input type="checkbox"/>	<input type="checkbox"/>	<input type="checkbox"/>
29	Law and justice (e.g., judicial system)	<input type="checkbox"/>	<input type="checkbox"/>	<input type="checkbox"/>
30	Regulatory framework	<input type="checkbox"/>	<input type="checkbox"/>	<input type="checkbox"/>
31	Communicable/non-communicable diseases	<input type="checkbox"/>	<input type="checkbox"/>	<input type="checkbox"/>
32	Basic infrastructure	<input type="checkbox"/>	<input type="checkbox"/>	<input type="checkbox"/>
33	Natural resource management (e.g., oil, gas, mining)	<input type="checkbox"/>	<input type="checkbox"/>	<input type="checkbox"/>
34	Global integration	<input type="checkbox"/>	<input type="checkbox"/>	<input type="checkbox"/>
35	Disaster management	<input type="checkbox"/>	<input type="checkbox"/>	<input type="checkbox"/>
36	Information and communications technology	<input type="checkbox"/>	<input type="checkbox"/>	<input type="checkbox"/>

**SECTION A: GENERAL ISSUES**

<b>A3. Poverty reduction is a broad term that encompasses work in many different areas.</b>	
<b>Which THREE areas of development listed below do you believe would contribute most to reducing poverty in Pakistan? (Choose no more than THREE)</b>	
1	Water and sanitation
2	Equality of opportunity (i.e., equity)
3	Economic growth
4	Climate change (e.g., mitigation, adaptation)
5	Disaster management
6	Regional integration
7	Gender
8	Rural development
9	Urban development
10	Education
11	Regulatory framework
12	Basic infrastructure
13	Social protection (e.g., pensions, targeted social assistance)
14	Law and justice (e.g., judicial system)
15	Transport (e.g., roads, bridges, transportation)
16	Crime and violence
17	Communicable/non-communicable diseases
18	Information and communications technology
19	Anti corruption
20	Domestic private sector development
21	Foreign direct investment
22	Global integration
23	Energy
24	Public sector reform
25	Monitoring and evaluation
26	Governance (i.e., government effectiveness)
27	Natural resource management (e.g., oil, gas, mining)
28	Environmental sustainability
29	Health
30	Public financial management (e.g., public expenditure, fiscal system reform, accounting, auditing)
31	Agricultural development
32	Job creation/employment
33	Financial markets
34	Trade and exports
35	Food security

**SECTION A: GENERAL ISSUES**

<b>A4. Economic growth can be driven by a number of factors.</b>	
<b>Which THREE areas below do you believe would contribute most to generating economic growth in Pakistan? (Choose no more than THREE)</b>	
1	Energy
2	Equality of opportunity (i.e., equity)
3	Social protection (e.g., pensions, targeted social assistance)
4	Global integration
5	Climate change (e.g., mitigation, adaptation)
6	Anti corruption
7	Disaster management
8	Rural development
9	Foreign direct investment
10	Urban development
11	Water and sanitation
12	Education
13	Information and communications technology
14	Regulatory framework
15	Communicable/non-communicable diseases
16	Trade and exports
17	Public sector reform
18	Regional integration
19	Domestic private sector development
20	Job creation/employment
21	Agricultural development
22	Food security
23	Governance (i.e., government effectiveness)
24	Transport (e.g., roads, bridges, transportation)
25	Monitoring and evaluation
26	Gender
27	Natural resource management (e.g., oil, gas, mining)
28	Environmental sustainability
29	Health
30	Basic infrastructure
31	Law and justice (e.g., judicial system)
32	Crime and violence
33	Public financial management (e.g., public expenditure, fiscal system reform, accounting, auditing)
34	Financial markets

**SECTION B: OVERALL ATTITUDES TOWARD THE WORLD BANK**

<b>B1. How familiar are you with the work of the World Bank in Pakistan, on a ten point scale?</b>									
1	2	3	4	5	6	7	8	9	10
Not familiar at all									Extremely familiar

<b>B2. Overall, please rate your impression of the World Bank's effectiveness in Pakistan, on a ten point scale?</b>										
1	2	3	4	5	6	7	8	9	10	<input type="checkbox"/>
Not effective at all									Very effective	Don't know

<b>B3. To what extent do you believe the World Bank's staff is well prepared (e.g., skills and knowledge) to help Pakistan solve its most complicated development challenges, on a ten point scale?</b>										
1	2	3	4	5	6	7	8	9	10	<input type="checkbox"/>
To no degree at all									To a very significant degree	Don't know

**PLEASE NOTE: IN SOME CASES THE SURVEY WILL ASK FOR A SPECIFIC NUMBER OF RESPONSES. PLEASE DO NOT CHOOSE ANY MORE THAN REQUESTED. IF MORE RESPONSES ARE CHOSEN, DATA CANNOT BE INCLUDED IN ANALYSIS.**



**SECTION B: OVERALL ATTITUDES TOWARD THE WORLD BANK**

<b>B4. When thinking about how the World Bank can have the most impact on development results in Pakistan, in which sectoral areas do you believe the World Bank should focus most of its attention and resources in Pakistan? (Choose no more than THREE)</b>	
1	Rural development
2	Education
3	Social protection (e.g., pensions, targeted social assistance)
4	Governance (i.e., government effectiveness)
5	Transport (e.g., roads, bridges, transportation)
6	Poverty reduction
7	Public sector reform
8	Regional integration
9	Gender
10	Crime and violence
11	Domestic private sector development
12	Foreign direct investment
13	Water and sanitation
14	Energy
15	Monitoring and evaluation
16	Public financial management (e.g., public expenditure, fiscal system reform, accounting, auditing)
17	Job creation/employment
18	Financial markets
19	Urban development
20	Environmental sustainability
21	Equality of opportunity (i.e., equity)
22	Health
23	Global integration
24	Food security
25	Climate change (e.g., mitigation, adaptation)
26	Agricultural development
27	Trade and exports
28	Economic growth
29	Law and justice (e.g., judicial system)
30	Regulatory framework
31	Communicable/non-communicable diseases
32	Basic infrastructure
33	Natural resource management (e.g., oil, gas, mining)
34	Anti corruption
35	Information and communications technology
36	Disaster management

**SECTION B: OVERALL ATTITUDES TOWARD THE WORLD BANK**

**B5. When thinking about the World Bank's role, which activity do you believe is of greatest VALUE and which activity is of second greatest value in Pakistan?**

		Greatest Value (Choose only ONE)	Second Greatest Value (Choose only ONE)
1	Financial resources	<input type="checkbox"/>	<input type="checkbox"/>
2	Mobilizing third party financial resources	<input type="checkbox"/>	<input type="checkbox"/>
3	Technical assistance	<input type="checkbox"/>	<input type="checkbox"/>
4	Policy advice	<input type="checkbox"/>	<input type="checkbox"/>
5	Donor coordination	<input type="checkbox"/>	<input type="checkbox"/>
6	Data	<input type="checkbox"/>	<input type="checkbox"/>
7	Training/capacity building	<input type="checkbox"/>	<input type="checkbox"/>
8	Studies/analyses	<input type="checkbox"/>	<input type="checkbox"/>
9	Convening/facilitating	<input type="checkbox"/>	<input type="checkbox"/>
10	Regional integration	<input type="checkbox"/>	<input type="checkbox"/>
11	Linkage to non-Bank expertise (i.e., South-South knowledge sharing)	<input type="checkbox"/>	<input type="checkbox"/>
12	Other (please specify): _____	<input type="checkbox"/>	<input type="checkbox"/>

**B6. Which of the following do you identify as the World Bank's greatest WEAKNESSES in its work in Pakistan? (Choose no more than TWO)**

- 1 Imposing technocratic solutions without regard to political realities
- 2 Not exploring alternative policy options
- 3 Too bureaucratic in its operational policies and procedures
- 4 Staff too inaccessible
- 5 Arrogant in its approach
- 6 May not be practical
- 7 Not be able to adapt to the country context
- 8 Not client focused
- 9 The credibility of its knowledge/data
- 10 Not willing to honestly criticize policies and reform efforts in the country
- 11 Too influenced by developed countries
- 12 Not enough public disclosure of its work
- 13 Not enough decentralization to the provinces
- 14 World Bank processes too slow and complex
- 15 Not aligned with country priorities
- 16 Not aligned with other donors' work
- 17 Not collaborating enough with non-state actors
- 18 Not adequately sensitive to political/social realities in Pakistan
- 19 Other (please specify): \_\_\_\_\_

**SECTION B: OVERALL ATTITUDES TOWARD THE WORLD BANK**

<b>B7. Which World Bank instruments do you believe are the MOST effective in reducing poverty in Pakistan? (Choose no more than TWO)</b>	
1	Investment lending (financing specific projects)
2	Capacity development
3	Policy based lending / Budget support to the Government
4	Knowledge products/services (analytical work, studies, surveys, etc.)
5	Technical assistance (advice, best practice, international experience, etc.)
6	Results-based lending
7	Trust Fund management
8	Other (please specify): _____
9	Don't know

<b>B8. Which World Bank instruments do you believe are LEAST effective in helping to reduce poverty in Pakistan? (Choose no more than TWO)</b>	
1	Investment lending (financing specific projects)
2	Capacity development
3	Policy based lending / Budget support to the Government
4	Knowledge products/services (analytical work, studies, surveys, etc.)
5	Technical assistance (advice, best practice, international experience, etc.)
6	Results-based lending
7	Trust Fund management
8	Other (please specify): _____
9	Don't know

<b>B9. To what extent do you believe the World Bank SHOULD seek to influence the global development agenda as related to “global public goods” (e.g., climate change, communicable diseases, international financial systems, trade, etc.), on a ten point scale?</b>											
1	2	3	4	5	6	7	8	9	10	<input type="checkbox"/>	
<b>To no degree at all</b>									<b>To a very significant degree</b>		Don't know

**SECTION B: OVERALL ATTITUDES TOWARD THE WORLD BANK**

**B10. In addition to the regular relations with the national government as its main interlocutor, which TWO of the following groups should the World Bank collaborate with more in your country to ensure better development results there? (Choose no more than TWO)**

1	NGOs
2	Local Government
3	Beneficiaries
4	Private sector
5	Community Based Organizations (CBOs)
6	Donor community
7	Foundations
8	Academia/think tanks/research institutes
9	Parliament
10	Media
11	Faith based organizations
12	Other (please specify): _____

**To what extent do you agree with the following statements about the World Bank's work in Pakistan, on a ten point scale?**

		Strongly disagree										Strongly agree	Don't know
		1	2	3	4	5	6	7	8	9	10		
<b>B11</b>	Overall the World Bank currently plays a relevant role in development in Pakistan	1	2	3	4	5	6	7	8	9	10		<input type="checkbox"/>
<b>B12</b>	The World Bank's work is aligned with what I consider the development priorities for this country	1	2	3	4	5	6	7	8	9	10		<input type="checkbox"/>
<b>B13</b>	The World Bank supports programs and strategies that are realistic for Pakistan	1	2	3	4	5	6	7	8	9	10		<input type="checkbox"/>
<b>B14</b>	The World Bank treats clients and stakeholders in Pakistan with respect	1	2	3	4	5	6	7	8	9	10		<input type="checkbox"/>

**PLEASE NOTE: IN SOME CASES THE SURVEY WILL ASK FOR A SPECIFIC NUMBER OF RESPONSES. PLEASE DO NOT CHOOSE ANY MORE THAN REQUESTED. IF MORE RESPONSES ARE CHOSEN, DATA CANNOT BE INCLUDED IN ANALYSIS.**

**SECTION B: OVERALL ATTITUDES TOWARD THE WORLD BANK**

To what extent is the World Bank an effective development partner in Pakistan, in terms of each of the following?												
		To no degree at all								To a very significant degree		Don't know
		1	2	3	4	5	6	7	8	9	10	
<b>B15</b>	Responsiveness	1	2	3	4	5	6	7	8	9	10	<input type="checkbox"/>
<b>B16</b>	Flexibility (in terms of the World Bank's products and services)	1	2	3	4	5	6	7	8	9	10	<input type="checkbox"/>
<b>B17</b>	Flexibility (in terms of changing country circumstances)	1	2	3	4	5	6	7	8	9	10	<input type="checkbox"/>
<b>B18</b>	Being inclusive	1	2	3	4	5	6	7	8	9	10	<input type="checkbox"/>
<b>B19</b>	Openness (sharing data and other information)	1	2	3	4	5	6	7	8	9	10	<input type="checkbox"/>
<b>B20</b>	Staff accessibility	1	2	3	4	5	6	7	8	9	10	<input type="checkbox"/>
<b>B21</b>	Straightforwardness and honesty	1	2	3	4	5	6	7	8	9	10	<input type="checkbox"/>
<b>B22</b>	Collaboration with groups outside of the Government (e.g., NGOs, academia, private sector)	1	2	3	4	5	6	7	8	9	10	<input type="checkbox"/>
<b>B23</b>	Collaboration with the Government	1	2	3	4	5	6	7	8	9	10	<input type="checkbox"/>
<b>B24</b>	Collaboration with other donors	1	2	3	4	5	6	7	8	9	10	<input type="checkbox"/>
<b>B25</b>	Follow through over time	1	2	3	4	5	6	7	8	9	10	<input type="checkbox"/>

<b>B26. When World Bank assisted reform efforts fail or are slow to take place, which of the following would you attribute this to? (Choose no more than TWO)</b>	
1	The World Bank works too slowly
2	The Government works inefficiently
3	There is not an adequate level of citizen/civil society participation
4	Poor donor coordination
5	The World Bank does not do adequate follow through/follow-up
6	Lack of/inadequate levels of capacity in Government
7	Political pressures and obstacles
8	Reforms are not well thought out in light of country challenges
9	The World Bank is not sensitive enough to political/social realities on the ground
10	Other (please specify): _____

**SECTION C: WORLD BANK EFFECTIVENESS AND RESULTS**

**How effective do you believe the World Bank is in terms of the work it does in the following areas of development in Pakistan, on a ten point scale?**

		Not effective at all										Very effective	Don't know
		1	2	3	4	5	6	7	8	9	10		
<b>C1</b>	Anti corruption	1	2	3	4	5	6	7	8	9	10	<input type="checkbox"/>	
<b>C2</b>	Information and communications technology	1	2	3	4	5	6	7	8	9	10	<input type="checkbox"/>	
<b>C3</b>	Transport (e.g., roads, bridges, transportation)	1	2	3	4	5	6	7	8	9	10	<input type="checkbox"/>	
<b>C4</b>	Crime and violence	1	2	3	4	5	6	7	8	9	10	<input type="checkbox"/>	
<b>C5</b>	Law and justice (e.g., judicial system)	1	2	3	4	5	6	7	8	9	10	<input type="checkbox"/>	
<b>C6</b>	Urban development	1	2	3	4	5	6	7	8	9	10	<input type="checkbox"/>	
<b>C7</b>	Environmental sustainability	1	2	3	4	5	6	7	8	9	10	<input type="checkbox"/>	
<b>C8</b>	Regulatory framework	1	2	3	4	5	6	7	8	9	10	<input type="checkbox"/>	
<b>C9</b>	Basic infrastructure	1	2	3	4	5	6	7	8	9	10	<input type="checkbox"/>	
<b>C10</b>	Communicable/non-communicable diseases	1	2	3	4	5	6	7	8	9	10	<input type="checkbox"/>	
<b>C11</b>	Poverty reduction	1	2	3	4	5	6	7	8	9	10	<input type="checkbox"/>	
<b>C12</b>	Gender	1	2	3	4	5	6	7	8	9	10	<input type="checkbox"/>	
<b>C13</b>	Domestic private sector development	1	2	3	4	5	6	7	8	9	10	<input type="checkbox"/>	
<b>C14</b>	Foreign direct investment	1	2	3	4	5	6	7	8	9	10	<input type="checkbox"/>	
<b>C15</b>	Water and sanitation	1	2	3	4	5	6	7	8	9	10	<input type="checkbox"/>	
<b>C16</b>	Trade and exports	1	2	3	4	5	6	7	8	9	10	<input type="checkbox"/>	
<b>C17</b>	Economic growth	1	2	3	4	5	6	7	8	9	10	<input type="checkbox"/>	
<b>C18</b>	Energy	1	2	3	4	5	6	7	8	9	10	<input type="checkbox"/>	
<b>C19</b>	Disaster management	1	2	3	4	5	6	7	8	9	10	<input type="checkbox"/>	
<b>C20</b>	Monitoring and evaluation	1	2	3	4	5	6	7	8	9	10	<input type="checkbox"/>	
<b>C21</b>	Public financial management (e.g., public expenditure, fiscal system reform, accounting, auditing)	1	2	3	4	5	6	7	8	9	10	<input type="checkbox"/>	
<b>C22</b>	Job creation/employment	1	2	3	4	5	6	7	8	9	10	<input type="checkbox"/>	
<b>C23</b>	Financial markets	1	2	3	4	5	6	7	8	9	10	<input type="checkbox"/>	
<b>C24</b>	Equality of opportunity (i.e., equity)	1	2	3	4	5	6	7	8	9	10	<input type="checkbox"/>	
<b>C25</b>	Health	1	2	3	4	5	6	7	8	9	10	<input type="checkbox"/>	
<b>C26</b>	Rural development	1	2	3	4	5	6	7	8	9	10	<input type="checkbox"/>	
<b>C27</b>	Global integration	1	2	3	4	5	6	7	8	9	10	<input type="checkbox"/>	
<b>C28</b>	Governance (i.e., government effectiveness)	1	2	3	4	5	6	7	8	9	10	<input type="checkbox"/>	
<b>C29</b>	Food security	1	2	3	4	5	6	7	8	9	10	<input type="checkbox"/>	
<b>C30</b>	Education	1	2	3	4	5	6	7	8	9	10	<input type="checkbox"/>	
<b>C31</b>	Social protection (e.g., pensions, targeted social assistance)	1	2	3	4	5	6	7	8	9	10	<input type="checkbox"/>	
<b>C32</b>	Climate change (e.g., mitigation, adaptation)	1	2	3	4	5	6	7	8	9	10	<input type="checkbox"/>	
<b>C33</b>	Public sector reform	1	2	3	4	5	6	7	8	9	10	<input type="checkbox"/>	
<b>C34</b>	Regional integration	1	2	3	4	5	6	7	8	9	10	<input type="checkbox"/>	
<b>C35</b>	Agricultural development	1	2	3	4	5	6	7	8	9	10	<input type="checkbox"/>	
<b>C36</b>	Natural resource management (e.g., oil, gas, mining)	1	2	3	4	5	6	7	8	9	10	<input type="checkbox"/>	

**SECTION C: WORLD BANK EFFECTIVENESS AND RESULTS**

<b>C37. To what extent does the World Bank's work help to achieve development results in Pakistan, on a ten point scale?</b>											
1	2	3	4	5	6	7	8	9	10	<input type="checkbox"/>	
To no degree at all									To a very significant degree		Don't know

<b>To what extent do you agree with the following statements about the World Bank in Pakistan, on a ten point scale?</b>													
		Strongly disagree										Strongly agree	Don't know
<b>C38</b>	The World Bank's financial instruments (i.e., investment lending, Development Policy Loan, Trust Funds, Program 4 Result, etc.) meet the needs of Pakistan	1	2	3	4	5	6	7	8	9	10	<input type="checkbox"/>	
<b>C39</b>	The World Bank meets Pakistan's needs for knowledge services (e.g., research, analysis, data, technical assistance)	1	2	3	4	5	6	7	8	9	10	<input type="checkbox"/>	

**SECTION D: THE WORLD BANK'S KNOWLEDGE**

<b>D1. How frequently do you consult World Bank knowledge and research (e.g., data, analysis, reports) in the work you do?</b>	
1	Weekly
2	Monthly
3	A few times a year
4	Rarely
5	Never

**PLEASE NOTE: IN SOME CASES THE SURVEY WILL ASK FOR A SPECIFIC NUMBER OF RESPONSES. PLEASE DO NOT CHOOSE ANY MORE THAN REQUESTED. IF MORE RESPONSES ARE CHOSEN, DATA CANNOT BE INCLUDED IN ANALYSIS.**



**SECTION D: THE WORLD BANK'S KNOWLEDGE**

**D2. When thinking about the development challenges in Pakistan, where do you believe it would be most valuable for the World Bank to focus its research and knowledge efforts in the next few years? (Choose no more than THREE)**

1	Public sector reform
2	Gender
3	Education
4	Domestic private sector development
5	Foreign direct investment
6	Water and sanitation
7	Trade and exports
8	Economic growth
9	Energy
10	Disaster management
11	Monitoring and evaluation
12	Governance (i.e., government effectiveness)
13	Social protection (e.g., pensions, targeted social assistance)
14	Climate change (e.g., mitigation, adaptation)
15	Poverty reduction
16	Law and justice (e.g., judicial system)
17	Anti corruption
18	Financial markets
19	Equality of opportunity (i.e., equity)
20	Urban development
21	Crime and violence
22	Regional integration
23	Information and communications technology
24	Transport (e.g., roads, bridges, transportation)
25	Agricultural development
26	Natural resource management (e.g., oil, gas, mining)
27	Public financial management (e.g., public expenditure, fiscal system reform, accounting, auditing)
28	Job creation/employment
29	Health
30	Rural development
31	Global integration
32	Food security
33	Environmental sustainability
34	Regulatory framework
35	Basic infrastructure
36	Communicable/non-communicable diseases

**SECTION D: THE WORLD BANK'S KNOWLEDGE**

How effective do you believe the World Bank's knowledge and research are at ... in Pakistan?												
		Not effective at all									Very effective	Don't know
<b>D3</b>	Raising your awareness of the particular topic	1	2	3	4	5	6	7	8	9	10	<input type="checkbox"/>
<b>D4</b>	Stimulating public debate/dialogue	1	2	3	4	5	6	7	8	9	10	<input type="checkbox"/>
<b>D5</b>	Enhancing your knowledge and/or skills	1	2	3	4	5	6	7	8	9	10	<input type="checkbox"/>
<b>D6</b>	Contributing to good policy making	1	2	3	4	5	6	7	8	9	10	<input type="checkbox"/>
<b>D7</b>	Providing support for program implementation	1	2	3	4	5	6	7	8	9	10	<input type="checkbox"/>

To what extent do you believe that the World Bank's knowledge and research ... in Pakistan?												
		To no degree at all									To a very significant degree	Don't know
<b>D8</b>	Are timely	1	2	3	4	5	6	7	8	9	10	<input type="checkbox"/>
<b>D9</b>	Include appropriate level of stakeholder involvement during preparation	1	2	3	4	5	6	7	8	9	10	<input type="checkbox"/>
<b>D10</b>	Are relevant to Pakistan's development priorities	1	2	3	4	5	6	7	8	9	10	<input type="checkbox"/>
<b>D11</b>	Provide feasible recommendations	1	2	3	4	5	6	7	8	9	10	<input type="checkbox"/>
<b>D12</b>	Are accessible (well written and easy to understand)	1	2	3	4	5	6	7	8	9	10	<input type="checkbox"/>
<b>D13</b>	A source of relevant information on global good practices	1	2	3	4	5	6	7	8	9	10	<input type="checkbox"/>
<b>D14</b>	Are adequately disseminated	1	2	3	4	5	6	7	8	9	10	<input type="checkbox"/>
<b>D15</b>	Are appropriately translated	1	2	3	4	5	6	7	8	9	10	<input type="checkbox"/>
<b>D16</b>	Are adaptable to Pakistan's specific development challenges and country circumstances	1	2	3	4	5	6	7	8	9	10	<input type="checkbox"/>

D17. Overall, how significant a contribution do you believe the World Bank's knowledge and research make to development results in your country, on a ten point scale?												
	1	2	3	4	5	6	7	8	9	10	<input type="checkbox"/>	
Not significant at all									Very significant		Don't know	

**SECTION D: THE WORLD BANK'S KNOWLEDGE**

<b>D18. Overall, how would you rate the technical quality of the World Bank's knowledge/research, on a ten point scale?</b>											
1	2	3	4	5	6	7	8	9	10	<input type="checkbox"/>	
Very low technical quality						Very high technical quality				Don't know	

<b>D19. Overall, how effective is the World Bank at providing linkage to non-Bank expertise (i.e., South-South knowledge sharing, etc.)?</b>											
1	2	3	4	5	6	7	8	9	10	<input type="checkbox"/>	
Not effective at all						Very effective				Don't know	

<b>D20. To what extent do you believe that Pakistan received value for money from the World Bank's products/services that were paid for on a fee for service basis?</b>											
1	2	3	4	5	6	7	8	9	10	<input type="checkbox"/>	
To no degree at all						To a very significant degree				Don't know	

**SECTION E: WORKING WITH THE WORLD BANK**

To what extent do you agree/disagree with the following statements, on a ten point scale?												
		Strongly disagree									Strongly agree	Don't know
		1	2	3	4	5	6	7	8	9	10	
<b>E1</b>	The World Bank disburses funds promptly	1	2	3	4	5	6	7	8	9	10	<input type="checkbox"/>
<b>E2</b>	The World Bank effectively monitors and evaluates the projects and programs it supports	1	2	3	4	5	6	7	8	9	10	<input type="checkbox"/>
<b>E3</b>	The World Bank's approvals and reviews are done in a timely fashion	1	2	3	4	5	6	7	8	9	10	<input type="checkbox"/>
<b>E4</b>	The World Bank's "Safeguard Policy" requirements are reasonable	1	2	3	4	5	6	7	8	9	10	<input type="checkbox"/>
<b>E5</b>	The World Bank imposes reasonable conditions on its lending	1	2	3	4	5	6	7	8	9	10	<input type="checkbox"/>
<b>E6</b>	Working with the World Bank increases Pakistan's institutional capacity	1	2	3	4	5	6	7	8	9	10	<input type="checkbox"/>
<b>E7</b>	The World Bank ensures consistency and continuity through staff changes	1	2	3	4	5	6	7	8	9	10	<input type="checkbox"/>
<b>E8</b>	The World Bank's teams and visits are well coordinated	1	2	3	4	5	6	7	8	9	10	<input type="checkbox"/>
<b>E9</b>	Where country systems (e.g., procurement, financial management, etc.) are adequate, the World Bank makes appropriate use of them	1	2	3	4	5	6	7	8	9	10	<input type="checkbox"/>
<b>E10</b>	The World Bank provides effective implementation support (i.e., supervision of projects)	1	2	3	4	5	6	7	8	9	10	<input type="checkbox"/>
<b>E11</b>	The World Bank's implementation support is useful and effective	1	2	3	4	5	6	7	8	9	10	<input type="checkbox"/>

**PLEASE NOTE: IN SOME CASES THE SURVEY WILL ASK FOR A SPECIFIC NUMBER OF RESPONSES. PLEASE DO NOT CHOOSE ANY MORE THAN REQUESTED. IF MORE RESPONSES ARE CHOSEN, DATA CANNOT BE INCLUDED IN ANALYSIS.**

## SECTION F: THE FUTURE ROLE OF THE WORLD BANK IN PAKISTAN

<b>F1. How significant a role do you believe the World Bank SHOULD play in Pakistan's development in the near future, on a ten point scale?</b>											
1	2	3	4	5	6	7	8	9	10	<input type="checkbox"/>	
Not a significant role at all									Very significant role		Don't know

<b>F2. Which of the following SHOULD the World Bank do to make itself of greater value in Pakistan? (Choose no more than TWO)</b>	
1	Improve the quality of its experts as related to Pakistan's specific challenges
2	Reduce the complexity of obtaining World Bank financing
3	Focus primarily on advocacy issues
4	Improve the competitiveness of its financing compared to markets (e.g., cost, timeliness, and other terms)
5	Increase decentralization to the provinces
6	Ensure greater selectivity in its work
7	Provide more adequate data/knowledge/statistics/figures on Pakistan's economy
8	Offer more innovative financial products
9	Offer more innovative knowledge services
10	Increase availability of Fee-Based services
11	Work faster
12	Others (please specify): _____

**SECTION G: COMMUNICATION AND INFORMATION SHARING****G1. How do you get most of your information about economic and social development issues in Pakistan? (Choose no more than TWO)**

1	Local newspapers
2	International newspapers
3	Local radio
4	International radio
5	Local television
6	International television
7	Periodicals
8	Internet
9	Social media (Facebook, Twitter, Youtube)
10	Blogs
11	Mobile phones
12	Instant messaging
13	Other (please specify): _____

**G2. How would you prefer to receive information from the World Bank? (Choose no more than TWO)**

1	World Bank website
2	Direct contact with World Bank (i.e., face to face meetings/discussions)
3	e-newsletters
4	Instant messaging
5	World Bank seminars/workshops/conferences
6	World Bank Public Information Center
7	World Bank publications and other written materials
8	Mobile phones
9	Social media (Facebook, Twitter, Youtube)
10	Blogs
11	Others (please specify): _____

<b>G3</b>	Are you aware of the World Bank's Access to Information Policy under which the Bank will now disclose any information in its possession that is not on a list of exceptions?	<b>Yes</b>	<b>No</b>
<b>G4</b>	Have you requested information from the World Bank on its activities in the past year? (If YES please go to Question G5; if NO please go to G6)	<b>Yes</b>	<b>No</b>
<b>G5</b>	Were you able to obtain this information?	<b>Yes</b>	<b>No</b>
<b>G6</b>	Do you have access to the Internet?	<b>Yes</b>	<b>No</b>
<b>G7</b>	Do you use/have you used the World Bank website?	<b>Yes</b>	<b>No</b>

**SECTION G: COMMUNICATION AND INFORMATION SHARING**

<b>G8. Which do you primarily use?</b>	
1	The World Bank's country website ( <a href="http://www.worldbank.org/pk">www.worldbank.org/pk</a> )
2	The World Bank's main website ( <a href="http://www.worldbank.org">www.worldbank.org</a> )

<b>Please rate how much you agree with the following statements, on a ten point scale.</b>													
		<b>Strongly disagree</b>								<b>Strongly agree</b>		<b>Don't know</b>	
		1	2	3	4	5	6	7	8	9	10		
<b>G9</b>	I use more data from the World Bank as a result of the organization's Open Data policy	1	2	3	4	5	6	7	8	9	10	<input type="checkbox"/>	
<b>G10</b>	I find the World Bank websites easy to navigate. <i>(Only answer if you have used a World Bank website)</i>	1	2	3	4	5	6	7	8	9	10	<input type="checkbox"/>	
<b>G11</b>	I find the information on the World Bank's websites useful. <i>(Only answer if you have used a World Bank website)</i>	1	2	3	4	5	6	7	8	9	10	<input type="checkbox"/>	
<b>G12</b>	When I need information from the World Bank I know how to find it (e.g., whom to call, where to reach them, etc.)	1	2	3	4	5	6	7	8	9	10	<input type="checkbox"/>	
<b>G13</b>	The World Bank is responsive to my information requests and inquiries	1	2	3	4	5	6	7	8	9	10	<input type="checkbox"/>	

**PLEASE NOTE: IN SOME CASES THE SURVEY WILL ASK FOR A SPECIFIC NUMBER OF RESPONSES. PLEASE DO NOT CHOOSE ANY MORE THAN REQUESTED. IF MORE RESPONSES ARE CHOSEN, DATA CANNOT BE INCLUDED IN ANALYSIS.**

**SECTION H: BACKGROUND INFORMATION**

<b>H1. Which of the following best describes your current position? (Please mark only ONE response)</b>	
1	Office of the President, Prime Minister
2	Office of Minister
3	Office of Parliamentarian
4	Employee of a Ministry, Ministerial Department or Implementation Agency
5	Consultant/Contractor working on World Bank supported Project/Program
6	Project Management Unit (PMU) overseeing implementation of project
7	Local Government Office or Staff
8	Bilateral Agency
9	Multilateral Agency
10	Private Sector Organization
11	Private Foundation
12	Financial Sector/Private Bank
13	NGO
14	Community Based Organization
15	Media (Press, Radio, TV, Web, etc.)
16	Independent Government Institution (i.e., Regulatory Agency, Central Bank/oversight institution)
17	Trade Union
18	Faith-Based Group
19	Academia/Research Institute/Think Tank
20	Judiciary Branch
21	Other (please specify): _____



**SECTION H: BACKGROUND INFORMATION**

<b>H2. Please identify the primary specialization of your work. (Please mark only ONE response)</b>	
1	Agricultural development
2	Anti corruption
3	Basic infrastructure
4	Climate change (e.g., mitigation, adaptation)
5	Communicable/non-communicable diseases
6	Crime and violence
7	Disaster management
8	Domestic private sector development
9	Economic growth
10	Education
11	Energy
12	Environmental sustainability
13	Equality of opportunity (i.e., equity)
14	Financial markets
15	Food security
16	Foreign direct investment
17	Gender
18	Global integration
19	Governance (i.e., government effectiveness)
20	Health
21	Information and communications technology
22	Job creation/employment
23	Law and justice (e.g., judicial system)
24	Monitoring and evaluation
25	Natural resource management (e.g., oil, gas, mining)
26	Poverty reduction
27	Public financial management (e.g., public expenditure, fiscal system reform, accounting, auditing)
28	Public sector reform
29	Regional integration
30	Regulatory framework
31	Rural development
32	Social protection (e.g., pensions, targeted social assistance)
33	Trade and exports
34	Transport (e.g., roads, bridges, transportation)
35	Urban development
36	Water and sanitation
37	Other (please specify): _____

**SECTION H: BACKGROUND INFORMATION**

<b>H3. Currently, do you professionally collaborate/work with the World Bank in your country?</b>	
1	Yes
2	No

<b>H4. Which of the following describes most of your exposure to the World Bank in Pakistan? (Choose no more than TWO)</b>	
1	Observer (i.e., follow in media, discuss in informal conversations, etc.)
2	Use World Bank reports/data
3	Engage in World Bank related/sponsored events/activities
4	Collaborate as part of my professional duties
5	Use World Bank website for information, data, research, etc.

<b>H5. Which best represents your geographic location?</b>	
1	Provinces (i.e., Sindh, Khyber Pakhtunkhwa, Balochistan, Punjab)
2	Regions and territories (i.e., Azad Jammu and Kashmir (AJK), Gilgit-Baltistan (GB), Federally Administered Tribal Areas (FATA))

**Thank you for completing the survey!**